



US00D754719S

(12) **United States Design Patent**
Zha

(10) **Patent No.:** **US D754,719 S**
(45) **Date of Patent:** **** Apr. 26, 2016**

(54) **DISPLAY SCREEN PORTION WITH ANIMATED GRAPHICAL USER INTERFACE**

(71) Applicant: **Tencent Technology (Shenzhen) Company Limited**, Shenzhen, Guangdong (CN)

(72) Inventor: **Wen Zha**, Guangdong (CN)

(73) Assignee: **Tencent Technology (Shenzhen) Company Limited** (CN)

(**) Term: **14 Years**

(21) Appl. No.: **29/472,833**

(22) Filed: **Nov. 15, 2013**

(51) **LOC (10) Cl.** **14-04**

(52) **U.S. Cl.**
USPC **D14/488**

(58) **Field of Classification Search**
USPC D14/485–495
CPC G06T 13/00; G06T 13/80; G06F 3/04845; G06F 3/04847
See application file for complete search history.

(56) **References Cited**

U.S. PATENT DOCUMENTS

D506,474 S * 6/2005 Gildred D14/486
D641,372 S * 7/2011 Gardner D14/486

(Continued)

Primary Examiner — Richelle G Shelton

(74) *Attorney, Agent, or Firm* — Design IP

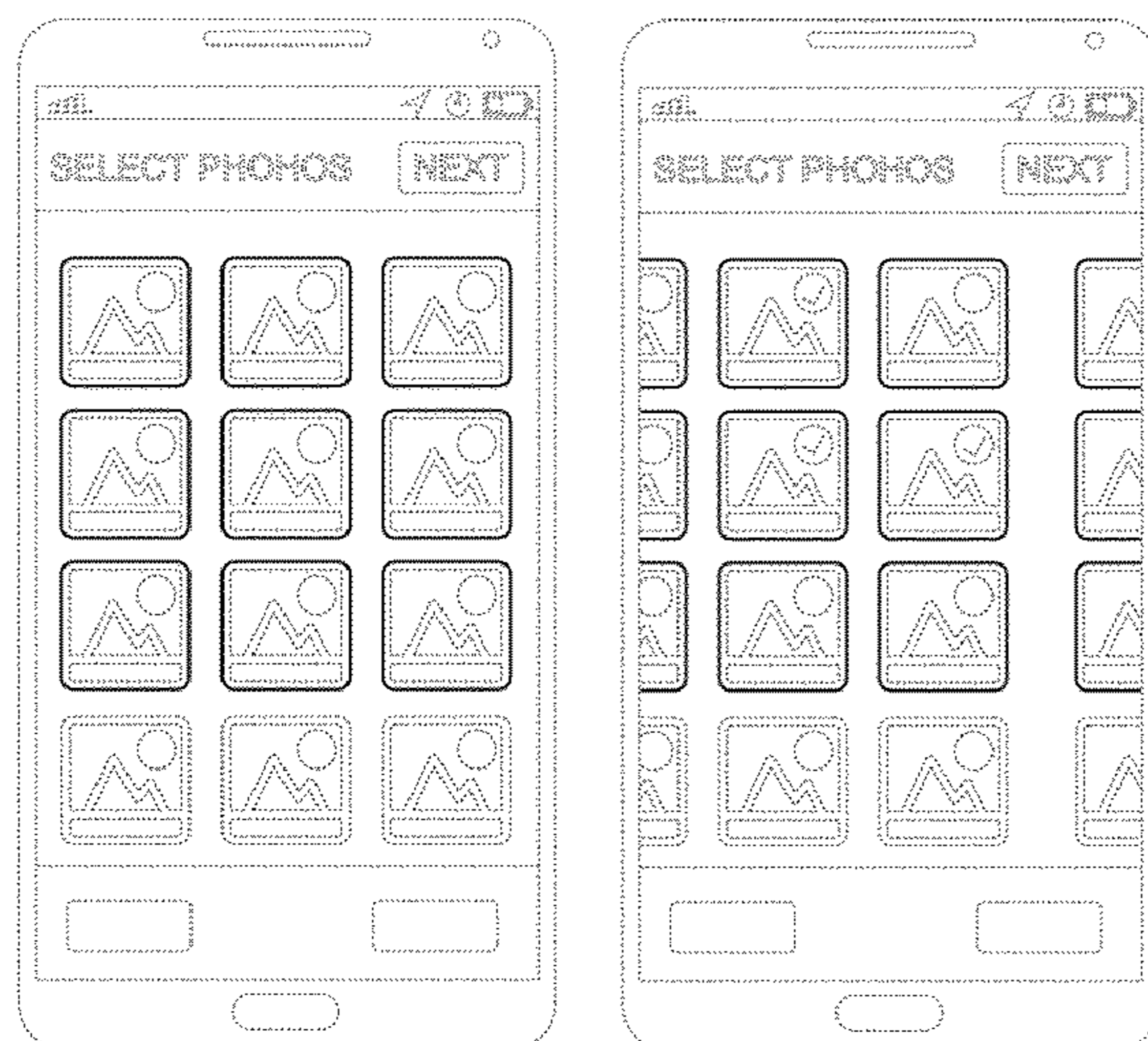
(57) **CLAIM**

The ornamental design for a display screen portion with animated graphical user interface, as shown and described.

DESCRIPTION

FIG. 1 is a front view of a first image of a first embodiment of a display screen portion with animated graphical user interface showing my new design; FIG. 2 is a front view of a second image thereof; FIG. 3 is a front view of a third image thereof; FIG. 4 is a front view of a fourth image thereof; FIG. 5 is a front view of a first image of a second embodiment of a display screen portion with animated graphical user interface showing my new design; FIG. 6 is a front view of a second image thereof; FIG. 7 is a front view of a third image thereof; FIG. 8 is a front view of a fourth image thereof; FIG. 9 is a front view of a first image of a third embodiment of a display screen portion with animated graphical user interface showing my new design; FIG. 10 is a front view of a second image thereof; FIG. 11 is a front view of a third image thereof; FIG. 12 is a front view of a fourth image thereof; FIG. 13 is a front view of a first image of a fourth embodiment of a display screen portion with animated graphical user interface showing my new design; FIG. 14 is a front view of a second image thereof; FIG. 15 is a front view of a third image thereof; and, FIG. 16 is a front view of a fourth image thereof. In the first embodiment, the appearance of the transitional image sequentially transitions between the images shown in FIGS. 1 through 4. In the second embodiment, the appearance of the transitional image sequentially transitions between the images shown in FIGS. 5 through 8. In the third embodiment, the appearance of the transitional image sequentially transitions between the images shown in FIGS. 9 through 12. In the fourth embodiment, the appearance of the transitional image sequentially transitions between the images shown in FIGS. 13 through 16. The process or period in which one image transitions to another image forms no part of the claimed design. The broken line showing of a display screen and remainder of the graphical user interface forms no part of the claimed design.

1 Claim, 16 Drawing Sheets



(56)

References Cited

U.S. PATENT DOCUMENTS

D643,851 S * 8/2011 Arnold D14/487
D644,240 S * 8/2011 Arnold D14/487
D658,674 S * 5/2012 Shallcross D14/488
D658,679 S * 5/2012 Davydov D14/489

D668,261 S * 10/2012 Arnold D14/488
D682,873 S * 5/2013 Frijlink D14/488
D711,897 S * 8/2014 Chaudhri D14/486
2010/0095240 A1* 4/2010 Shiplacoff G06F 3/0483
715/784
2012/0017147 A1* 1/2012 Mark G06F 1/1639
715/702

* cited by examiner




FIG. 1

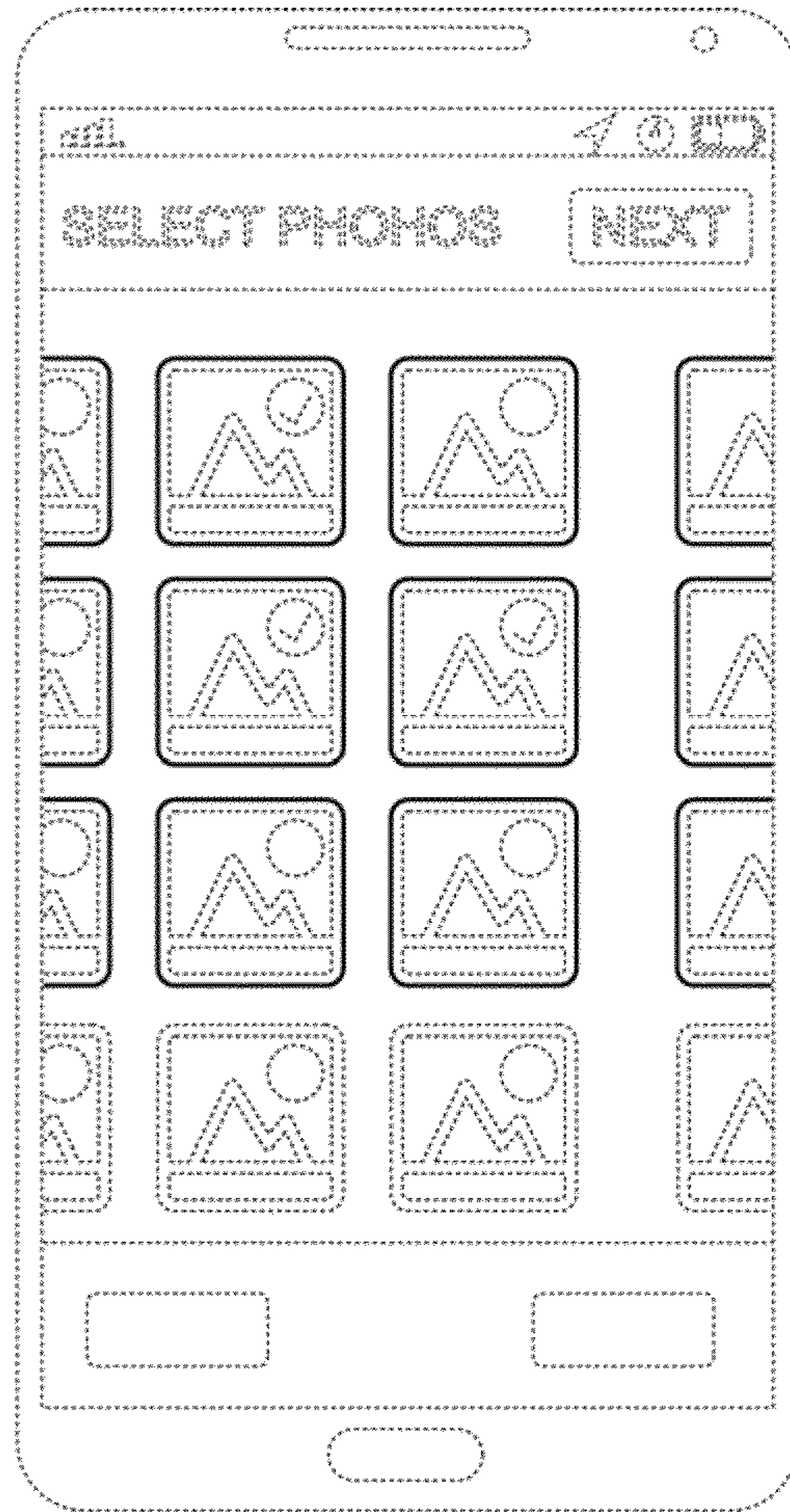


FIG. 2

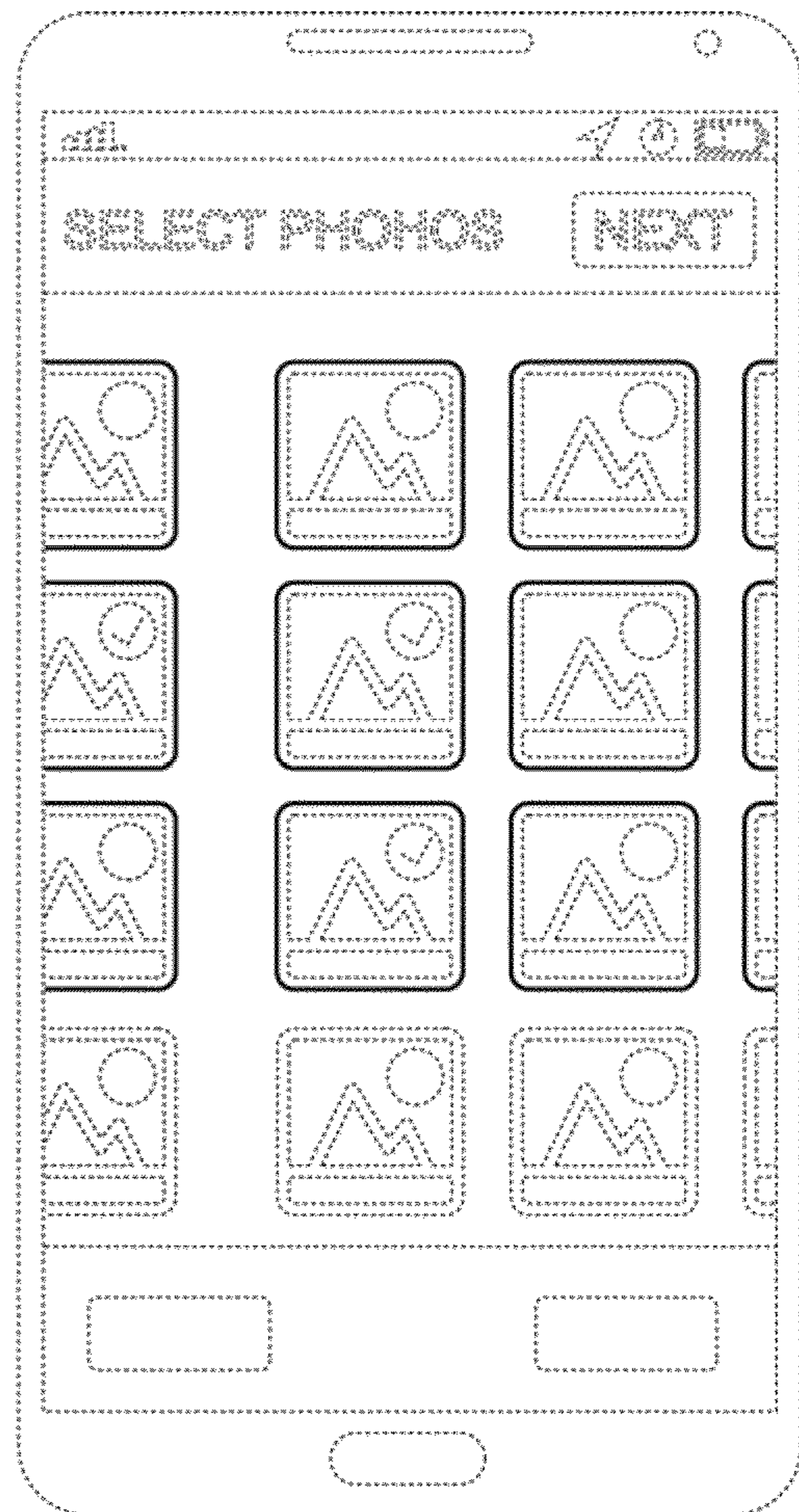


FIG. 3




FIG. 4




FIG. 5




FIG. 6




FIG. 7




FIG. 8




FIG. 9




FIG. 10




FIG. 11




FIG. 12




FIG. 13




FIG. 14




FIG. 15




FIG. 16