



US00D754656S

(12) **United States Design Patent**
Cheng et al.

(10) **Patent No.:** **US D754,656 S**

(45) **Date of Patent:** **** Apr. 26, 2016**

(54) **PORTABLE ELECTRONIC DEVICE**

(71) Applicant: **Wistron Corporation**, New Taipei (TW)

(72) Inventors: **Ting-Yao Cheng**, New Taipei (TW);
Yao-Wei Wang, New Taipei (TW);
Ya-Shian Huang, New Taipei (TW);
Yu-Teng Chang, New Taipei (TW);
Tzu-Ting Chiu, New Taipei (TW);
Yi-Chi Li, New Taipei (TW); **Hong-Chi**
Chen, New Taipei (TW); **Cheng-Hsin**
Liu, New Taipei (TW)

(73) Assignee: **Wistron Corporation**, Hsichih, New Taipei (TW)

(**) Term: **14 Years**

(21) Appl. No.: **29/494,260**

(22) Filed: **Jun. 18, 2014**

(30) **Foreign Application Priority Data**

Apr. 1, 2014 (TW) 103301877
Apr. 2, 2014 (TW) 103301877D01

(51) **LOC (10) CL.** **14-02**

(52) **U.S. CL.**
USPC **D14/341**

(58) **Field of Classification Search**
USPC D14/341, 138 R, 138 AA, 138 G, 496,
D14/248, 433, 356, 358, 240, 374;
D13/108, 184; 361/679.3, 679.11
CPC G06F 1/16
See application file for complete search history.

(56) **References Cited**

U.S. PATENT DOCUMENTS

D298,327 S * 11/1988 Kimura D14/436
D304,448 S * 11/1989 De La Cruz D14/436
D308,363 S * 6/1990 Ashihara D14/374
D330,545 S * 10/1992 Ashihara D14/374
D363,064 S * 10/1995 Rogov D14/433

D434,040 S * 11/2000 Yasufuku D14/433
D453,158 S * 1/2002 Chen D14/341
6,400,931 B1 * 6/2002 Inkinen H01Q 1/084
455/128
6,567,273 B1 * 5/2003 Liu G06K 19/07732
361/737
6,676,419 B1 * 1/2004 Lin G06K 19/077
439/131
6,743,030 B2 * 6/2004 Lin H01R 31/065
439/131
D541,272 S * 4/2007 Wang D14/356
D564,521 S * 3/2008 Liu D14/433
7,430,896 B2 * 10/2008 Shiozawa G06F 1/1616
165/70
7,681,794 B2 * 3/2010 Leng G06F 1/1616
235/454
D631,055 S * 1/2011 Gilbert D14/242
D638,002 S * 5/2011 Chen D14/242
D638,836 S * 5/2011 Daniel D14/341
D675,196 S * 1/2013 Maddern D14/240
D678,258 S * 3/2013 Seto D14/240
D685,774 S 7/2013 Kim

(Continued)

Primary Examiner — Paula Greene

(74) *Attorney, Agent, or Firm* — Winston Hsu; Scott Margo

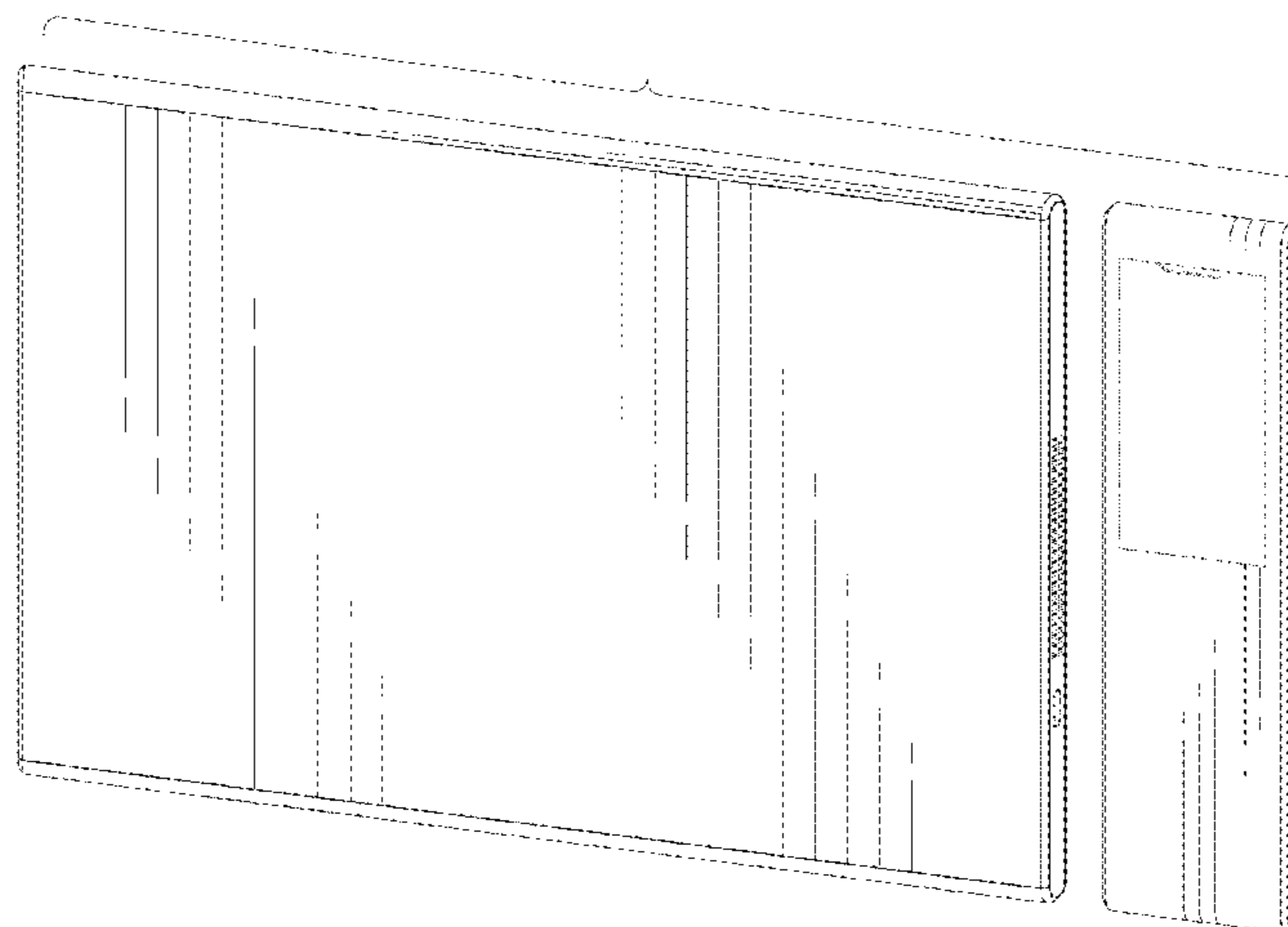
(57) **CLAIM**

The ornamental design for a portable electronic device, as shown and described.

DESCRIPTION

FIG. 1 is a front perspective view of a portable electronic device showing our new design;
FIG. 2 is a front view thereof;
FIG. 3 is a rear view thereof;
FIG. 4 is a left side view thereof;
FIG. 5 is a right side view thereof;
FIG. 6 is a top view thereof;
FIG. 7 is a bottom view thereof; and,
FIG. 8 is a front perspective view of the same portable electronic device in an alternate position thereof;
The broken lines illustrating portions of the portable electronic device form no part of the claim design.

1 Claim, 8 Drawing Sheets



US D754,656 S

Page 2

(56)

References Cited

U.S. PATENT DOCUMENTS

D716,253 S * 10/2014 Lee D14/138 AB
D724,582 S * 3/2015 Kim D14/341
2002/0080577 A1* 6/2002 Babcock G06F 1/203
361/679.46

2005/0139675 A1* 6/2005 An G06K 13/08
235/462.24
2007/0105418 A1* 5/2007 Fu H01R 13/665
439/136

2012/0194455 A1 8/2012 Hsu

* cited by examiner




FIG. 1




FIG. 2




FIG. 3




FIG. 4

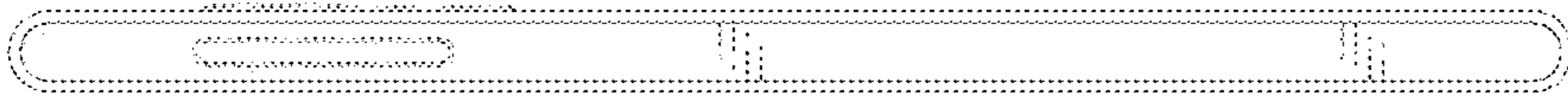


FIG. 5




FIG. 6




FIG. 7




FIG. 8