



US00D754647S

(12) **United States Design Patent**  
**Kim et al.**

(10) **Patent No.:** **US D754,647 S**

(45) **Date of Patent:** **\*\* \*Apr. 26, 2016**

(54) **COVER FOR MOBILE PHONE**

(71) Applicant: **Samsung Electronics Co., Ltd.**,  
Suwon-si (KR)

(72) Inventors: **Yoon-young Kim**, Seongnam-si (KR);  
**Min-a Oh**, Gwangju-si (KR)

(73) Assignee: **Samsung Electronics Co., Ltd.**,  
Suwon-si (KR)

(\*) Notice: This patent is subject to a terminal disclaimer.

(\*\*) Term: **14 Years**

(21) Appl. No.: **29/476,434**

(22) Filed: **Dec. 13, 2013**

(30) **Foreign Application Priority Data**

Sep. 30, 2013 (KR) ..... 30-2013-0049598

(51) **LOC (10) Cl.** ..... **14-03**

(52) **U.S. Cl.**  
USPC ..... **D14/250**

(58) **Field of Classification Search**

USPC ..... D14/238.1, 250, 440, 203.3–203.7, 217,  
D14/240, 248, 251–253, 447, 496; D3/201,  
D3/218, 247, 269, 273, 301, 303;  
D13/103, 107–108, 119

CPC ..... A45C 1/06; A45C 11/00; A45C 13/02;  
A45C 2011/002; A45F 5/02; A45F 2005/026;  
A45F 2200/0525; A45F 2200/0516; H04B  
1/3888; H04M 1/0283; H04M 1/0202

See application file for complete search history.

(56) **References Cited**

**U.S. PATENT DOCUMENTS**

5,386,964 A \* 2/1995 Mayo ..... B43L 3/00  
248/346.01  
6,352,186 B1 \* 3/2002 Endo ..... H04B 1/385  
224/254

D571,376 S \* 6/2008 Kaneko ..... D14/496  
D613,282 S \* 4/2010 Richardson ..... D14/250  
8,279,188 B2 \* 10/2012 Kusuda ..... G06F 3/041  
178/18.01  
D689,054 S \* 9/2013 Snyder ..... D14/440  
D704,181 S \* 5/2014 Stevinson ..... D14/250  
D708,846 S \* 7/2014 Waldon ..... D3/218  
D714,053 S \* 9/2014 Yoo ..... D3/269  
D714,280 S \* 9/2014 Ahn ..... D14/250  
D716,286 S \* 10/2014 Ahn ..... D14/250  
D720,341 S \* 12/2014 Sharudenko ..... D14/250  
D721,079 S \* 1/2015 Fujioka ..... D14/440  
D723,534 S \* 3/2015 Kim ..... D14/250  
D726,173 S \* 4/2015 Kim ..... D14/250  
D730,342 S \* 5/2015 Kim ..... D14/250  
D736,757 S \* 8/2015 Kim ..... D14/250

(Continued)

**OTHER PUBLICATIONS**

Samsung Galaxy S3 Flip Cover Case Review; Published on Sep. 23, 2012; URL:<<https://www.youtube.com/watch?v=DjZ6txVrGm0>>; Retrieved from internet on Sep. 4, 2015.\*

*Primary Examiner* — Carla Jobe Wright

(74) *Attorney, Agent, or Firm* — NSIP Law

(57) **CLAIM**

The ornamental design for a cover for mobile phone, as shown and described.

**DESCRIPTION**

FIG. 1 is a front perspective view of a cover for mobile phone showing our new design;

FIG. 2 is a front view thereof;

FIG. 3 is a rear view thereof;

FIG. 4 is a left-side view thereof;

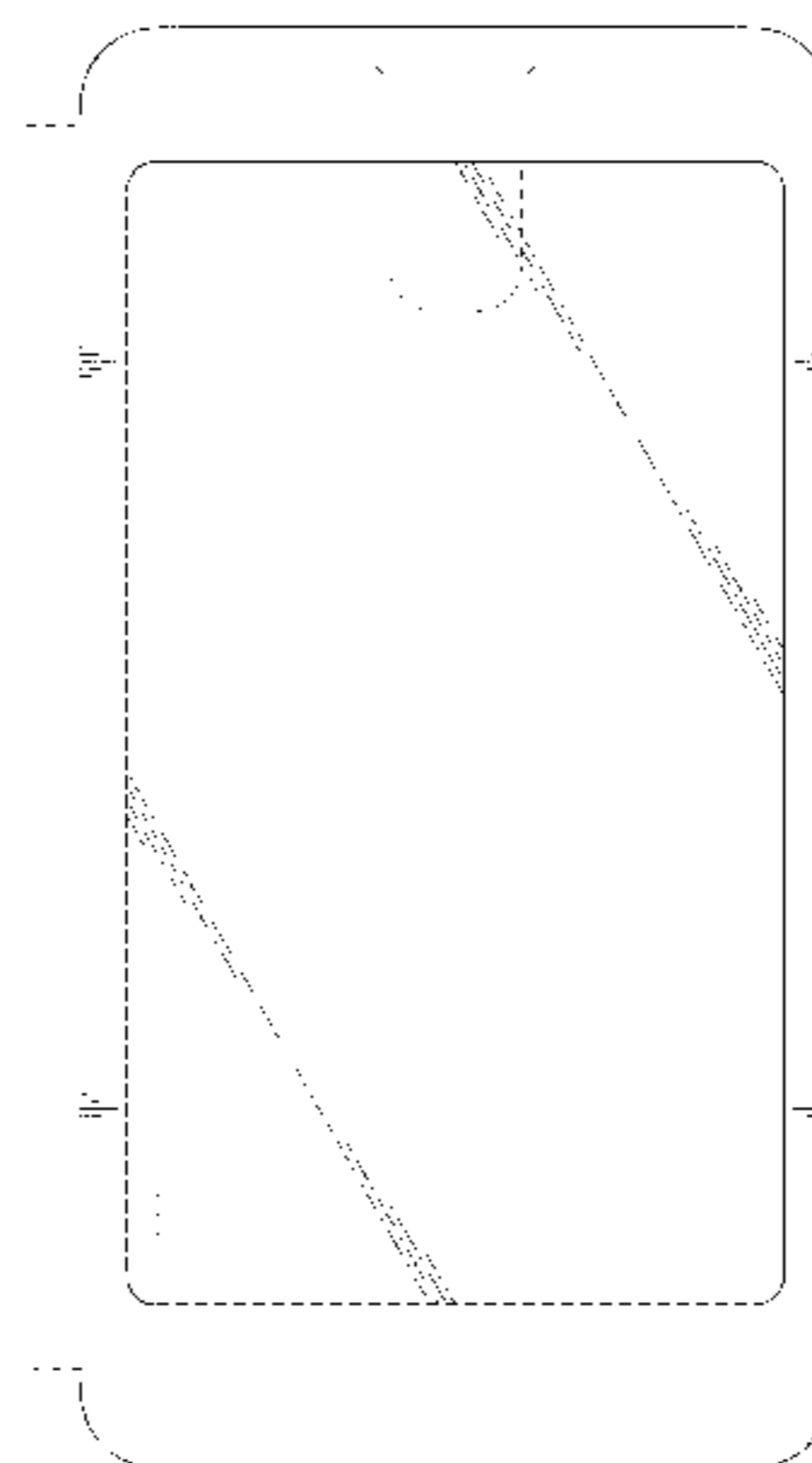
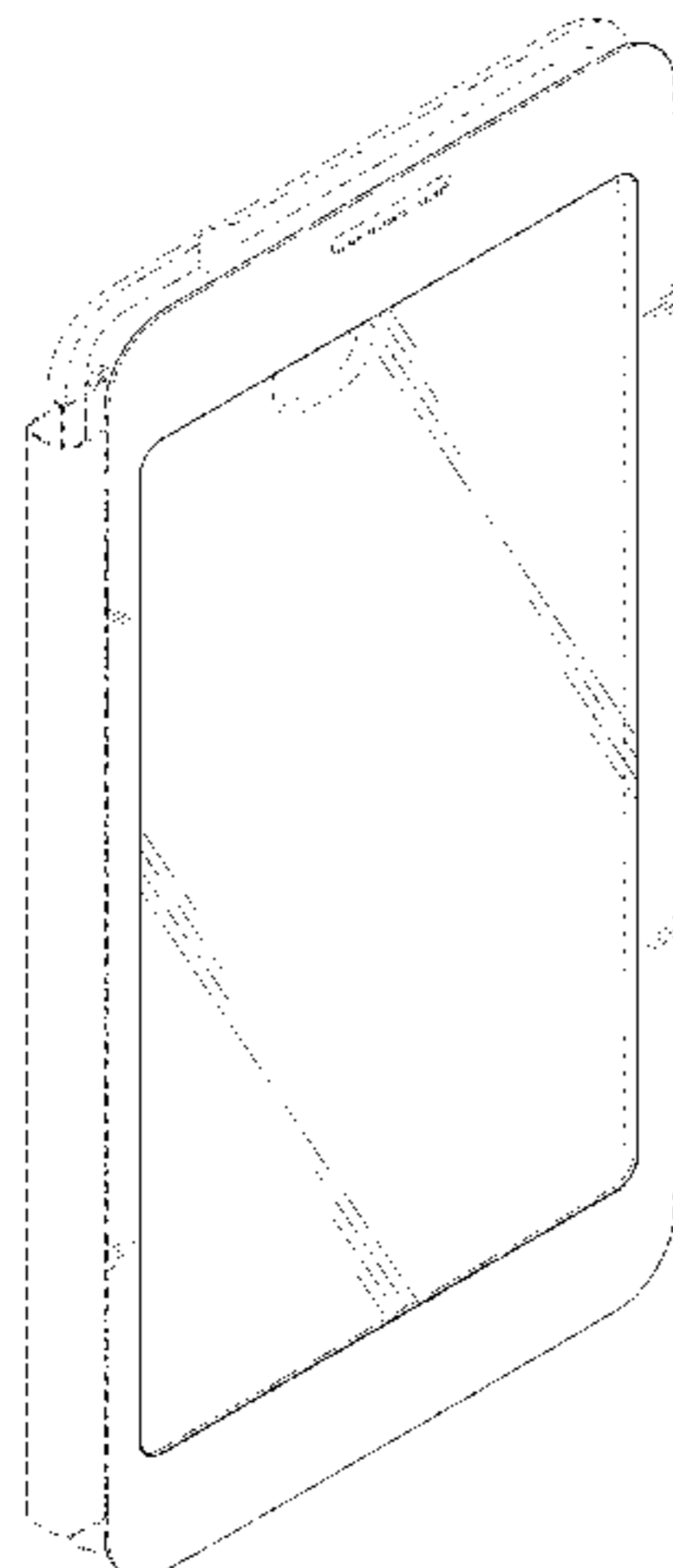
FIG. 5 is a right-side view thereof;

FIG. 6 is a top view thereof; and,

FIG. 7 is a bottom view thereof.

The dot-dash broken line shown in FIGS. 1, 2 and 4 represents a boundary of the claimed design. The dash-dash broken lines depict unclaimed environment. The broken lines form no part of the claimed design.

**1 Claim, 7 Drawing Sheets**



# US D754,647 S

Page 2

---

(56)

## References Cited

### U.S. PATENT DOCUMENTS

2001/0038493	A1 *	11/2001	Watanabe	.....	B29C 45/14827	359/609
2003/0150756	A1 *	8/2003	Kajiya	.....	A45C 13/02	206/320
2010/0048267	A1 *	2/2010	Lin	.....	H04M 1/0266	455/575.8
2010/0110629	A1 *	5/2010	Dietz	.....	A45C 11/00	361/679.55
2012/0031786	A1 *	2/2012	Mish	.....	A45C 11/00	206/320
2013/0319897	A1 *	12/2013	Hsu	.....	G06F 1/1628	206/472
2014/0045561	A1 *	2/2014	Liu	.....	H04M 1/0202	455/575.8

\* cited by examiner

FIG. 1




FIG. 2




FIG. 3




FIG. 4

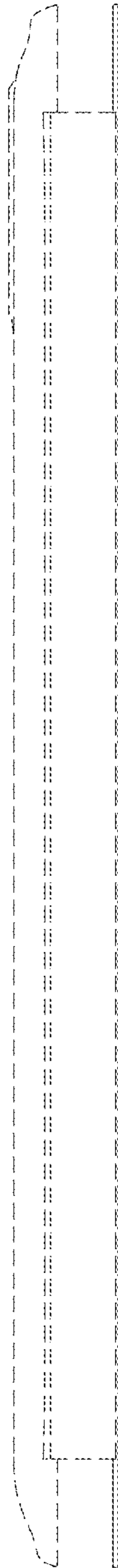


FIG. 5




FIG. 6






FIG. 7

