



US00D754641S

(12) **United States Design Patent**
Suleiman

(10) **Patent No.:** **US D754,641 S**
(45) **Date of Patent:** **** Apr. 26, 2016**

(54) **FLAT ANTENNA FOR DIGITAL TELEVISION RECEPTION**

(71) Applicant: **Winegard Company**, Burlington, IA (US)

(72) Inventor: **Shady Suleiman**, Burlington, IA (US)

(73) Assignee: **Winegard Company**, Burlington, IA (US)

(**) Term: **14 Years**

(21) Appl. No.: **29/492,267**

(22) Filed: **May 29, 2014**

(51) **LOC (10) Cl.** **14-03**

(52) **U.S. Cl.**
USPC **D14/230**

(58) **Field of Classification Search**
USPC D14/230-238, 299, 358; 343/700 R, 343/733, 747-748, 753, 779, 781 CA, 343/793-794, 801, 803, 806, 811, 841-842, 343/846, 878-882
CPC H01Q 7/00; H01Q 13/10; H01Q 9/285; H01Q 19/30; H01Q 19/12; H01Q 1/38; H04B 1/0475; H04B 1/034; H05K 11/00
See application file for complete search history.

(56) **References Cited**

U.S. PATENT DOCUMENTS

- | | | | | |
|---------------|---------|-------------------|-------|--------------------------|
| D162,526 S * | 3/1951 | Ercolino | | D14/230 |
| 2,615,005 A * | 10/1952 | White | | H01Q 19/24
343/795 |
| D211,179 S * | 5/1968 | Rosenberry et al. | | D14/234 |
| 3,590,383 A * | 6/1971 | Nakahara | | H01Q 13/20
246/30 |
| D339,352 S * | 9/1993 | Giles | | D14/232 |
| 5,563,616 A * | 10/1996 | Dempsey | | H01Q 1/38
343/700 MS |
| 5,986,609 A * | 11/1999 | Spall | | H01Q 1/243
343/700 MS |

- | | | | | |
|----------------|---------|--------|-------|------------------------|
| 6,154,182 A * | 11/2000 | McLean | | H01Q 9/28
343/752 |
| 6,323,821 B1 * | 11/2001 | McLean | | H01Q 1/36
343/752 |
| 7,050,013 B2 * | 5/2006 | Kim | | H01Q 13/106
343/725 |

(Continued)

FOREIGN PATENT DOCUMENTS

- | | | | |
|----|-----------|---|---------|
| CN | 302219777 | * | 12/2012 |
| GB | 4010533 | * | 6/2009 |

OTHER PUBLICATIONS

One For All SV9215 Indoor Digital TV HD Aerial FM FreeView Aerial Antenna, website copyright 2015, online, <http://www.zepky.io/product/gb/2/221898960605/one-for-all-sv9215-indoor-digital-tv-hd-aerial-fm-freeview-aerial-antenna-new>, [site visited Oct. 29, 2015 2:35:43 PM].*

(Continued)

Primary Examiner — John Windmuller
Assistant Examiner — John R Yeh
(74) *Attorney, Agent, or Firm* — Dorr, Carson & Birney, PC

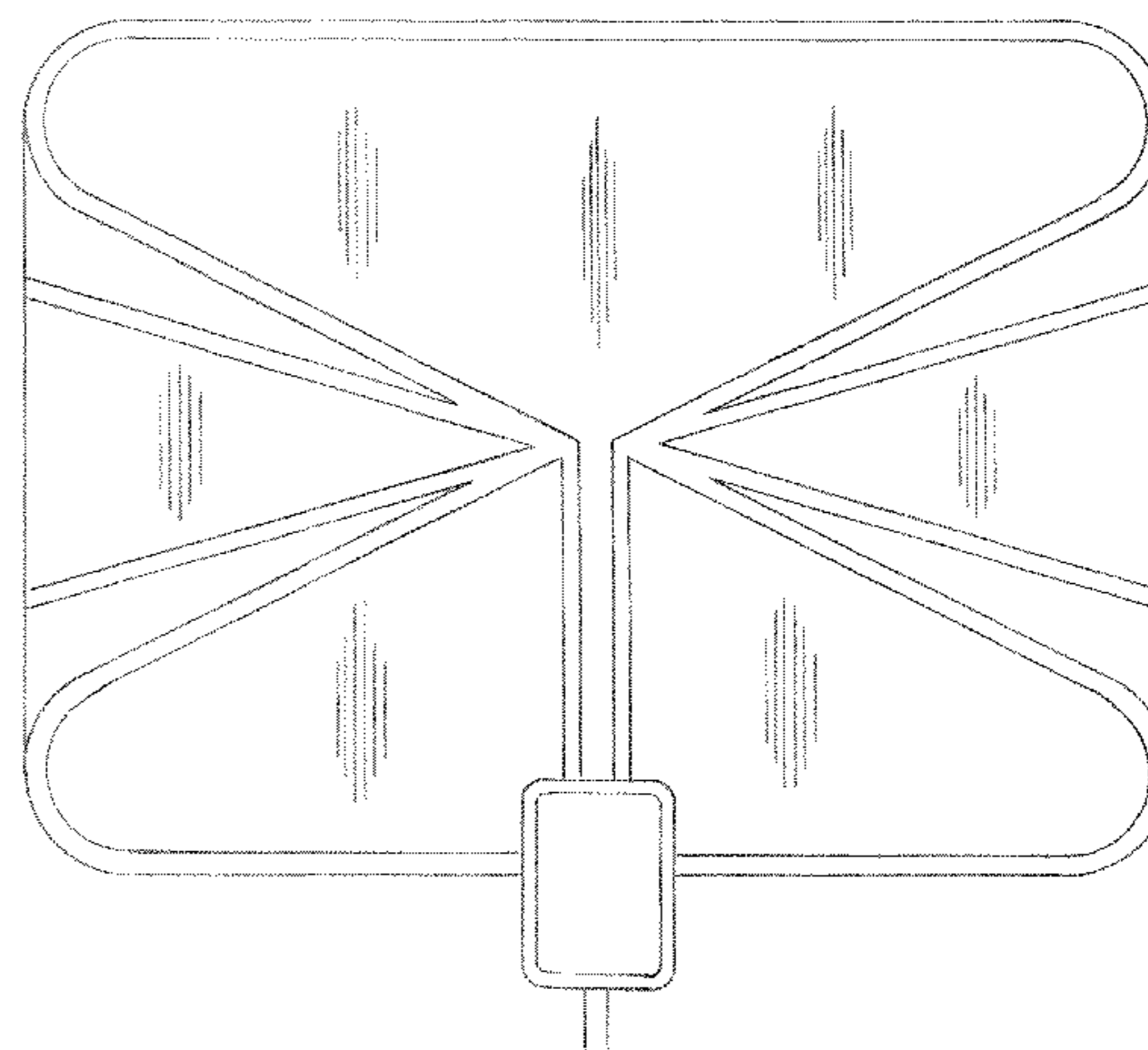
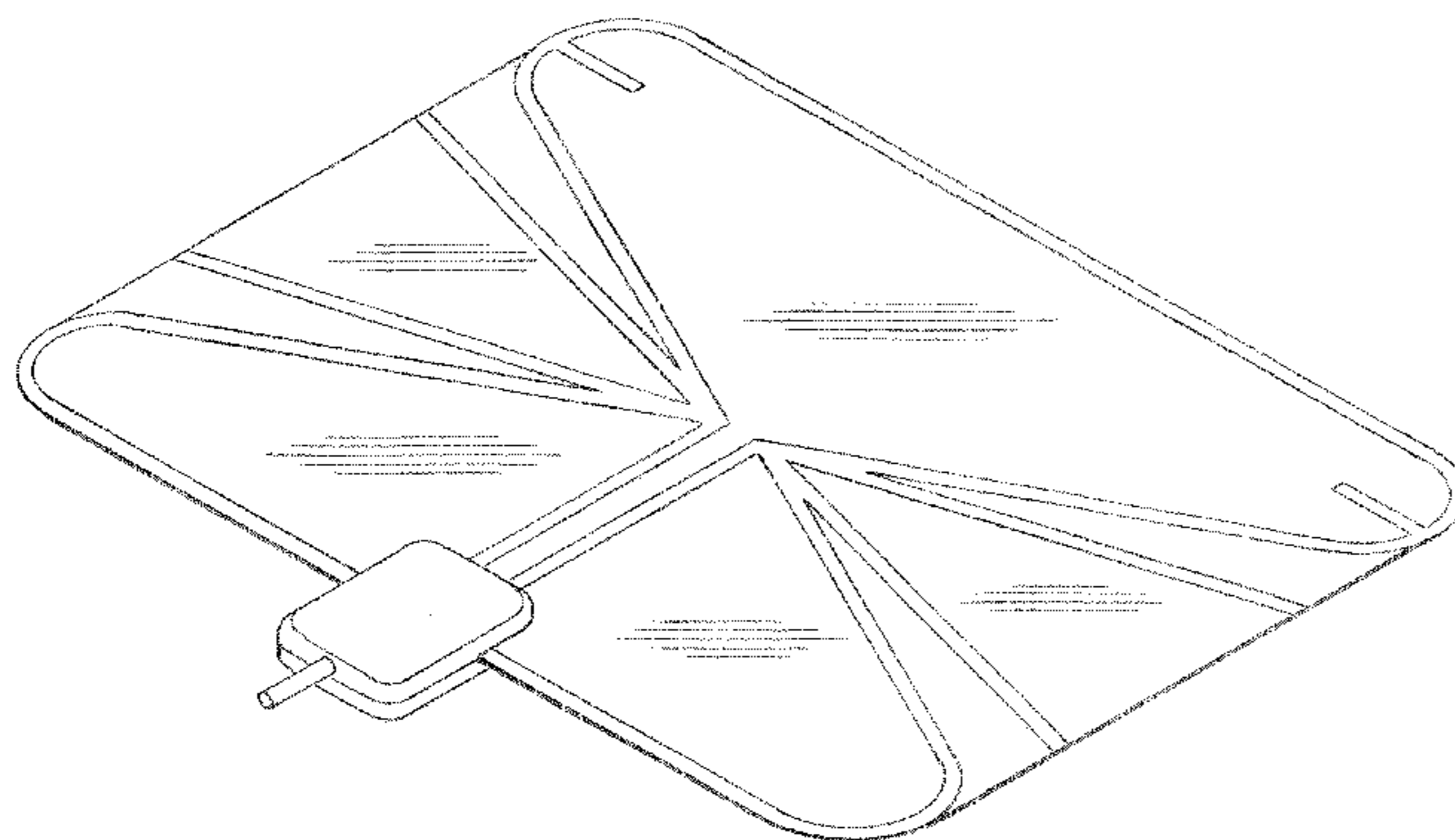
(57) **CLAIM**

The ornamental design for a flat antenna for digital television reception, as shown and described.

DESCRIPTION

FIG. 1 is a perspective view of a flat antenna for digital television reception showing my new design.
FIG. 2 is a front elevational view thereof.
FIG. 3 is a bottom plan view thereof.
FIG. 4 is a left side elevational view thereof.
FIG. 5 is a right side elevational view thereof.
FIG. 6 is a rear elevational view thereof; and,
FIG. 7 is a top plan view thereof.

1 Claim, 3 Drawing Sheets



(56)

References Cited

U.S. PATENT DOCUMENTS

7,265,718 B2 * 9/2007 Tsai H01Q 1/24
343/700 MS
7,339,529 B2 * 3/2008 Martek H01Q 1/241
343/700 MS
7,486,249 B2 * 2/2009 Fujita H01Q 9/065
343/700 MS
D590,379 S * 4/2009 Deguchi D14/230
D612,370 S 3/2010 Suleiman et al.
D612,371 S 3/2010 Suleiman et al.
D614,610 S * 4/2010 Sala D14/230
D618,240 S * 6/2010 Larmour D14/230
D623,175 S 9/2010 Suleiman et al.

D656,131 S 3/2012 Suleiman et al.
D665,385 S * 8/2012 Conrad D14/230
2003/0231138 A1 * 12/2003 Weinstein H01Q 1/38
343/795
2005/0040994 A1 * 2/2005 Mazoki G06K 19/07786
343/809
2010/0302118 A1 * 12/2010 Suleiman H01Q 1/12
343/808

OTHER PUBLICATIONS

The Best Indoor HDTV Antenna—Techlicious, article date May 8, 2014, online, <http://www.techlicious.com/review/the-best-indoor-hdtv-antenna/>, [site visited Oct. 29, 2015 3:01:55 PM].*

* cited by examiner

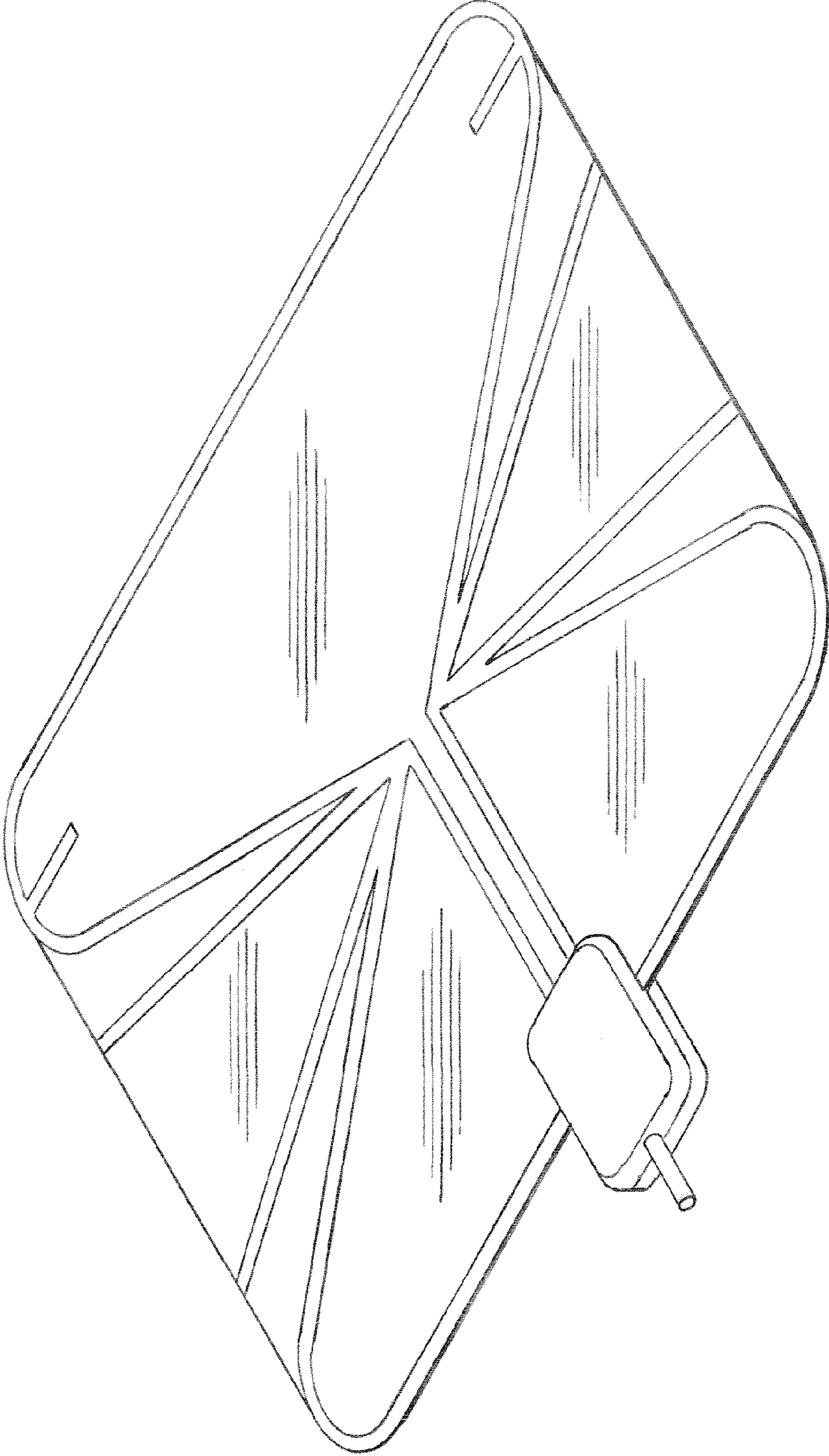


Fig. 1

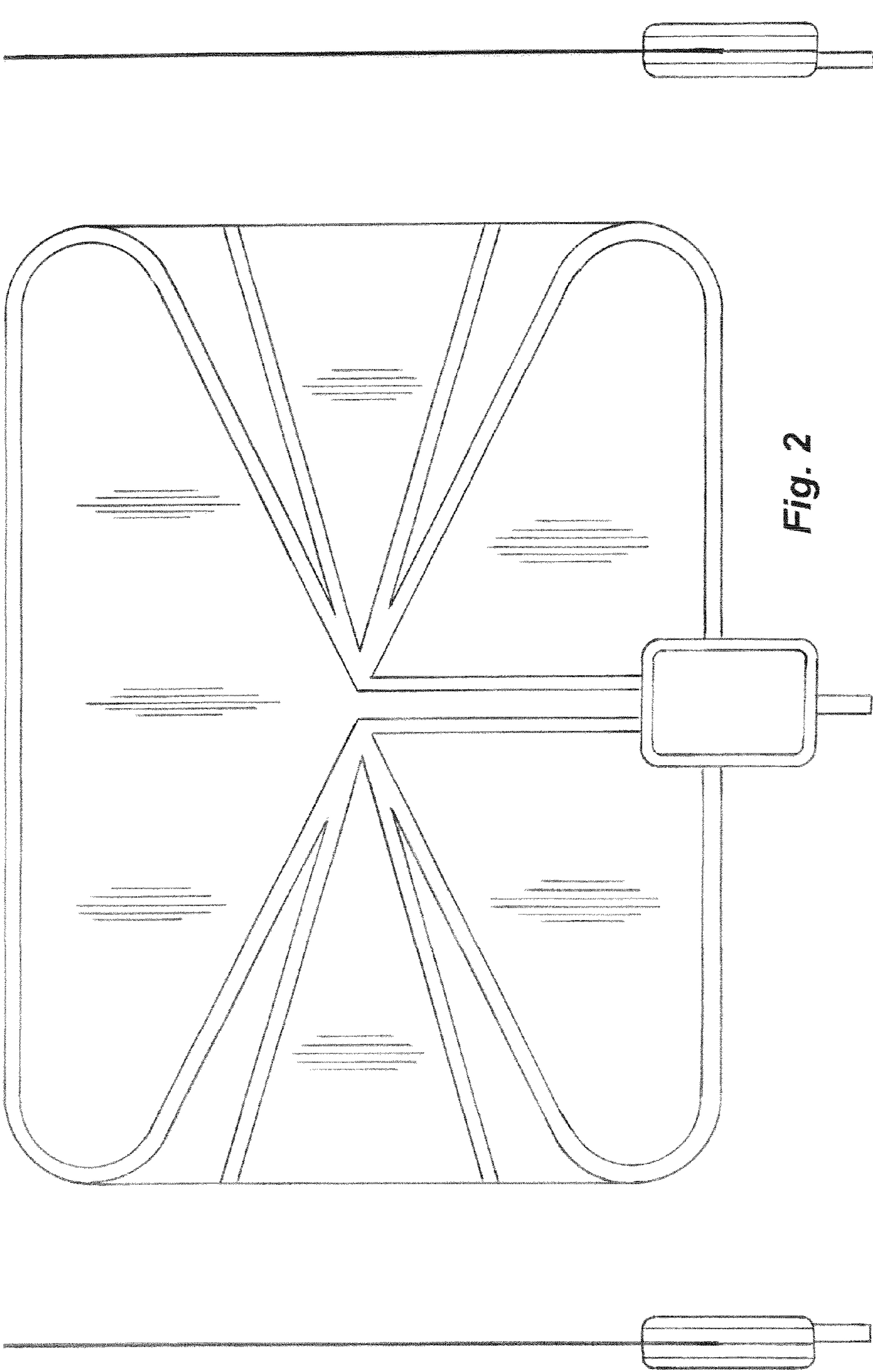


Fig. 5



Fig. 4



Fig. 7





Fig. 6

