



US00D754634S

(12) **United States Design Patent**
Mortiz et al.

(10) **Patent No.:** **US D754,634 S**

(45) **Date of Patent:** **** *Apr. 26, 2016**

(54) **WEARABLE EARPIECE WITH SPEAKER**

(71) Applicants: **Hans Mortiz**, San Rafael, CA (US);
Kevin R. McKinney, Los Gatos, CA
(US); **Vitaly Bulgarov**, Irvine, CA (US)

(72) Inventors: **Hans Mortiz**, San Rafael, CA (US);
Kevin R. McKinney, Los Gatos, CA
(US); **Vitaly Bulgarov**, Irvine, CA (US)

(73) Assignee: **Intel Corporation**, Santa Clara, CA
(US)

(*) Notice: This patent is subject to a terminal disclaimer.

(**) Term: **14 Years**

(21) Appl. No.: **29/477,914**

(22) Filed: **Dec. 28, 2013**

(51) **LOC (10) Cl.** **14-01**

(52) **U.S. Cl.**
USPC **D14/206**

(58) **Field of Classification Search**
USPC D14/223, 205; 181/129, 130, 135;
379/430, 431; 381/380, 381; D24/174;
455/90.3, 575.1

CPC H04R 25/00
See application file for complete search history.

(56) **References Cited**

U.S. PATENT DOCUMENTS

D179,150	S *	11/1956	Norris	D14/192
3,209,080	A *	9/1965	Guttner et al.	381/330
4,073,366	A *	2/1978	Estes	181/158
D251,234	S *	3/1979	Hakansson et al.	D10/46
D266,273	S *	9/1982	Bass	D24/199
4,727,582	A *	2/1988	de Vries et al.	381/330
5,412,736	A *	5/1995	Keliliki	381/381
5,450,496	A *	9/1995	Burris et al.	381/375
D363,487	S *	10/1995	Thurnau	D14/224
D385,036	S *	10/1997	Nielsen	D24/174
D421,755	S *	3/2000	Pitel	D14/240
D436,095	S *	1/2001	Schmidt et al.	D14/206
D447,743	S *	9/2001	Ma	D14/223
6,449,374	B1 *	9/2002	Skulley et al.	381/381
D468,299	S *	1/2003	Boesen	D14/223

D469,081	S *	1/2003	Perszyk et al.	D14/205
D469,422	S *	1/2003	Nguyen et al.	D14/205
D504,673	S *	5/2005	Dyer et al.	D14/205
D506,462	S *	6/2005	Han et al.	D14/205
D510,085	S *	9/2005	Suzuki	D14/223

(Continued)

Primary Examiner — Paula Greene

(74) *Attorney, Agent, or Firm* — International IP Law Group, P.L.L.C.

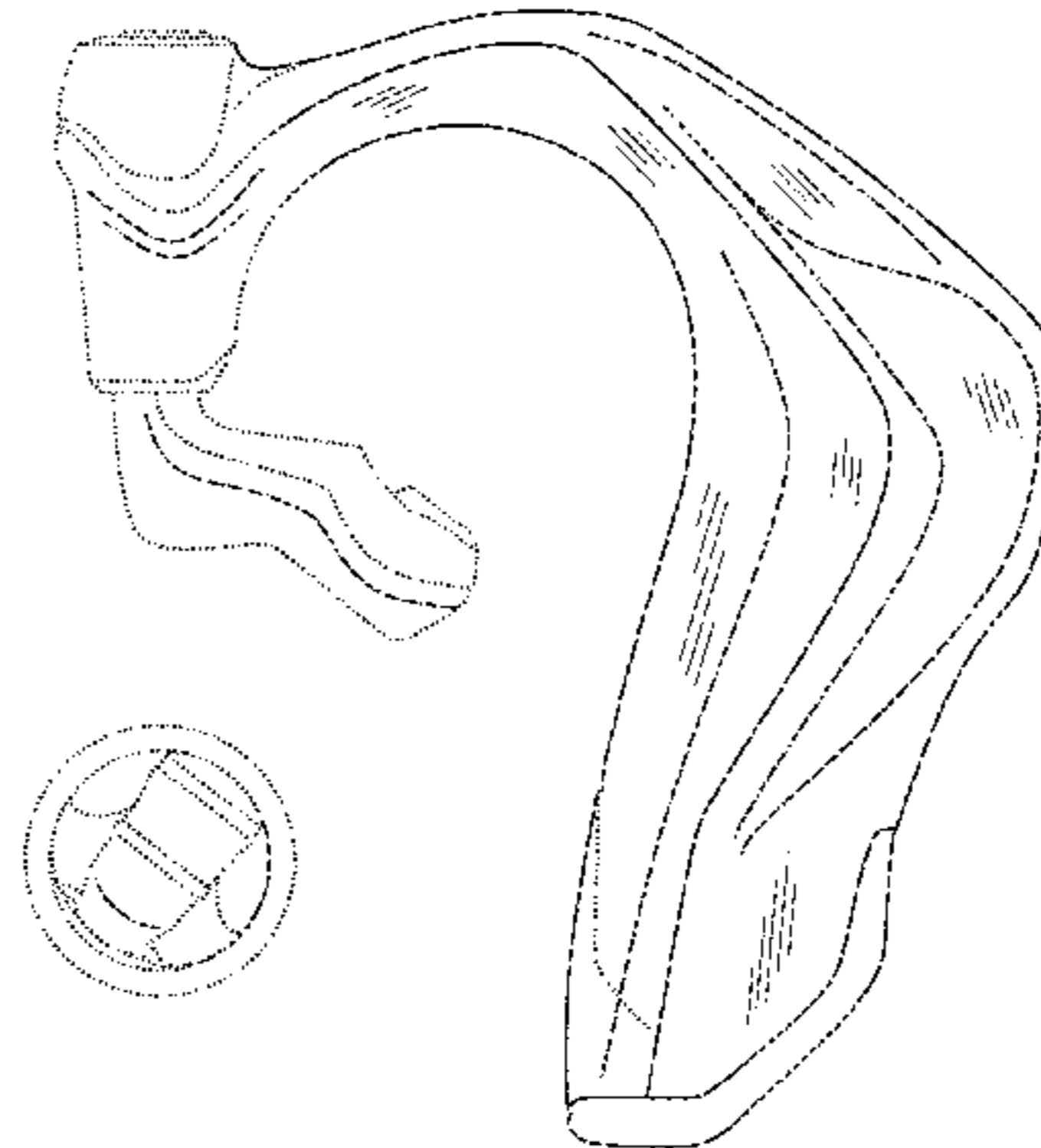
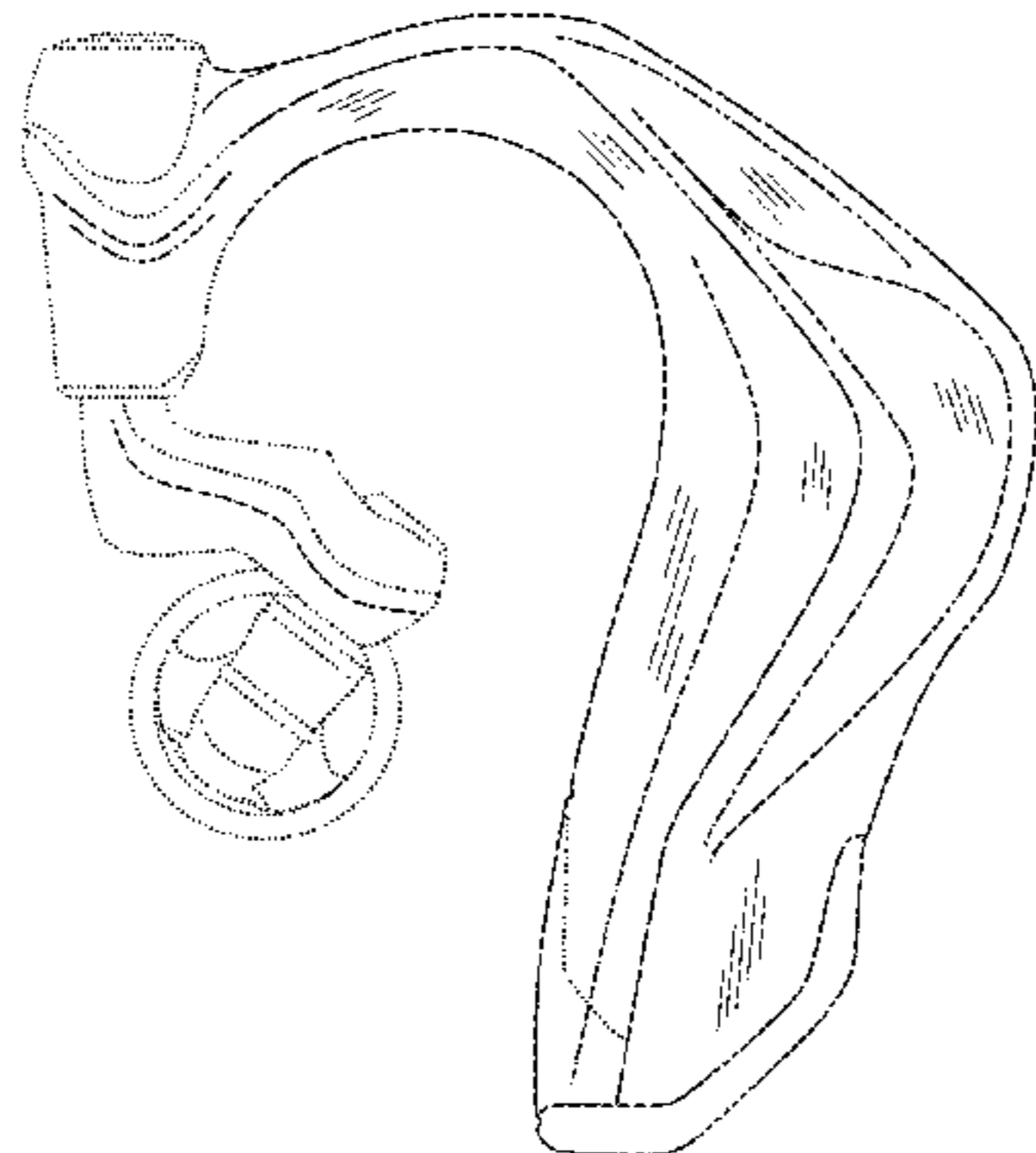
(57) **CLAIM**

The ornamental design for a wearable earpiece with speaker, as shown and described.

DESCRIPTION

FIG. 1 is a perspective elevational side view of a wearable electronic earpiece device, according to one embodiment; FIG. 2 is a perspective left side view of a wearable electronic earpiece from FIG. 1; FIG. 3 is a perspective right side view of the wearable electronic earpiece from FIG. 1; FIG. 4 is a front view of the wearable electronic earpiece from FIG. 1; FIG. 5 is a rear view of the wearable electronic earpiece from FIG. 1; FIG. 6 is a top view of the wearable electronic earpiece from FIG. 1; and FIG. 7 is a bottom view of the wearable electronic earpiece from FIG. 1. FIG. 8 is an alternate side perspective view of a wearable earpiece with speaker of FIG. 1; FIG. 9 is an opposite side view thereof; and, FIG. 10 is another side view thereof, the ear insert speaker detached from the earpiece is drawn in broken lines and forms no part of the claimed design. The broken lines of the FIGURES depict environment; however, the broken lines form no part of the claimed design. Additionally, in some embodiments, line shading is meant to show contour of represented surfaces and not surface ornamentation.

1 Claim, 10 Drawing Sheets



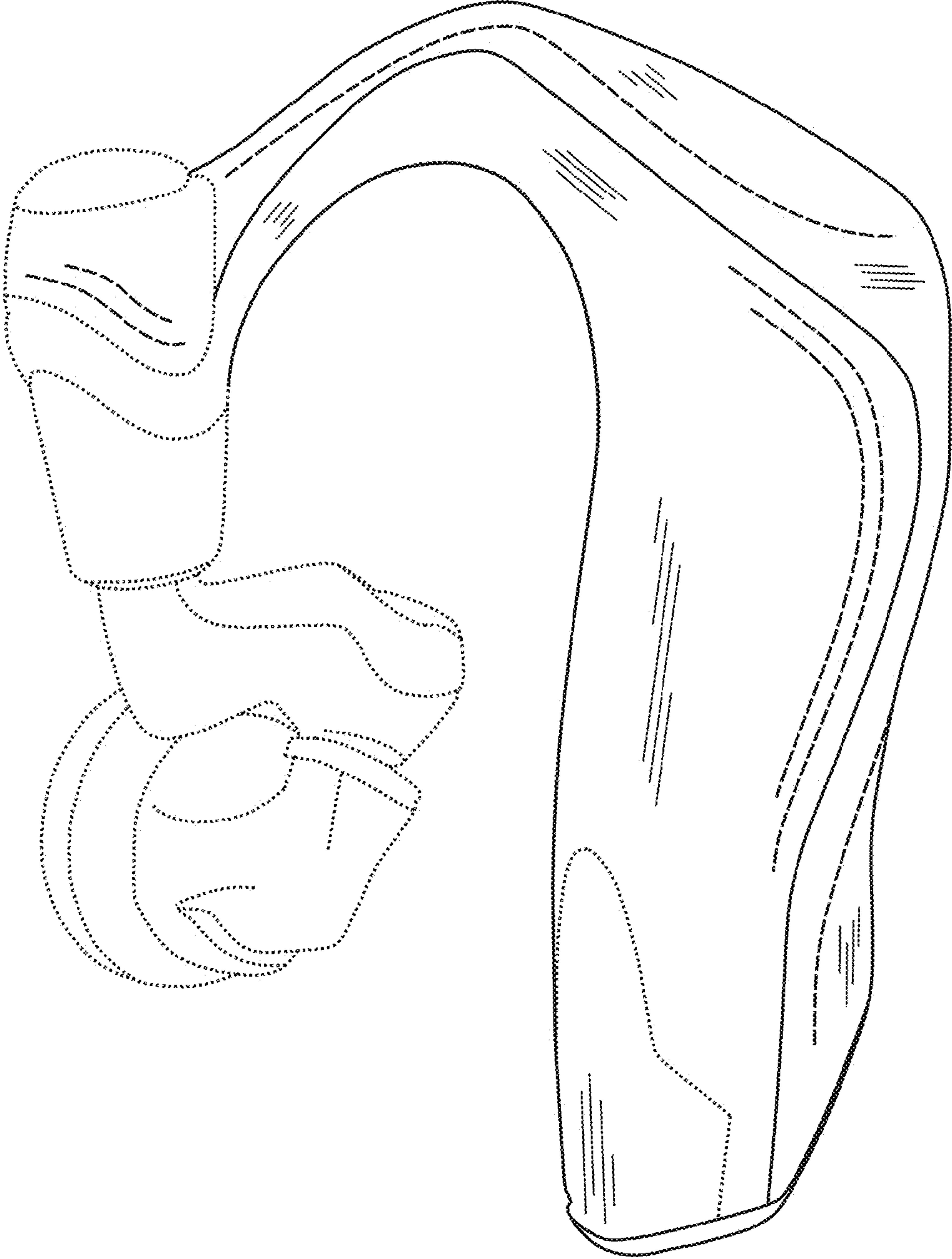
(56)

References Cited

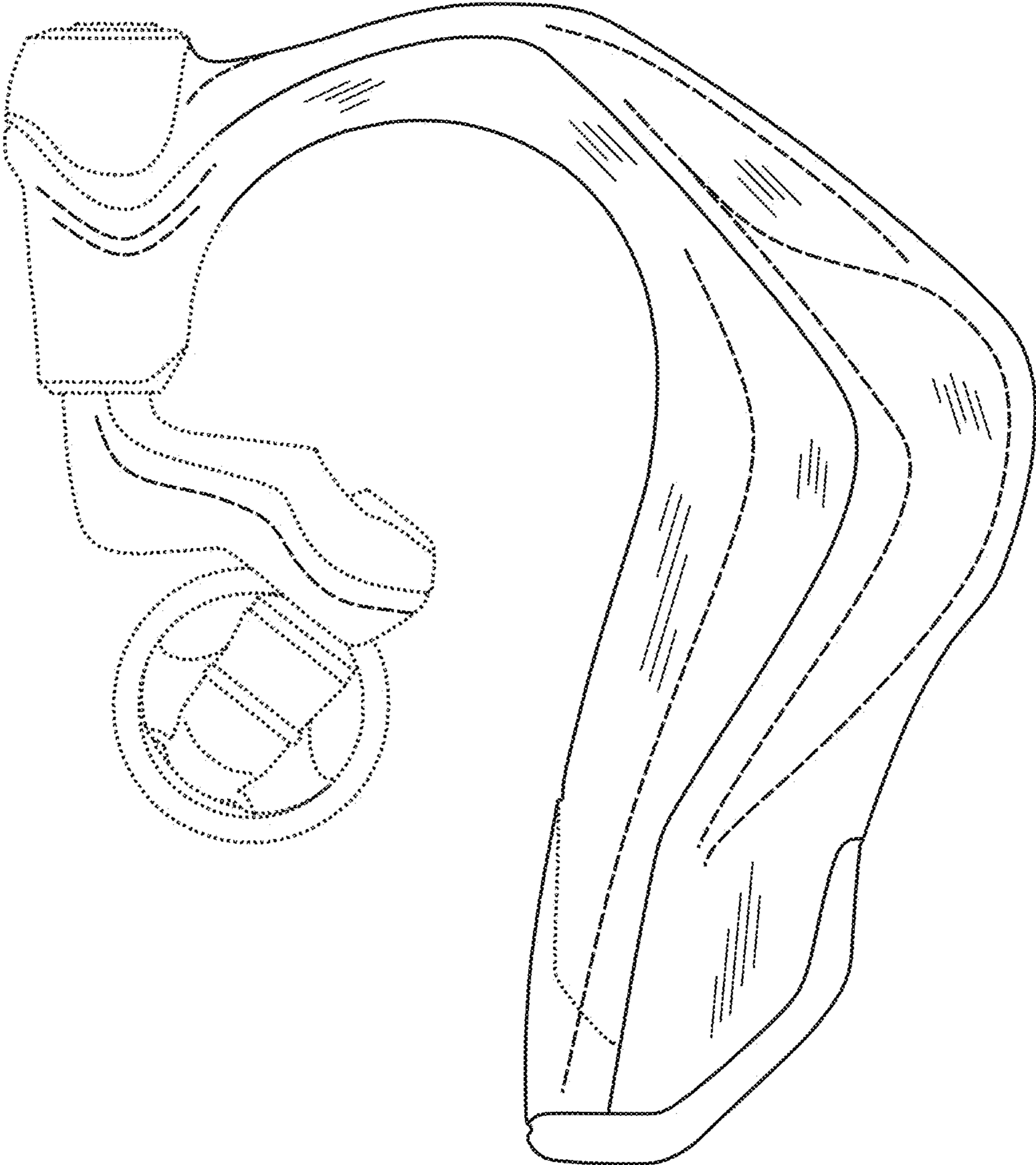
U.S. PATENT DOCUMENTS

D512,984 S *	12/2005	Ham	D14/205	D593,075 S *	5/2009	Williams et al.	D14/223
D516,216 S *	2/2006	Portmann	D24/174	D603,847 S *	11/2009	Chung	D14/223
7,082,207 B2 *	7/2006	Rapps	381/381	7,648,005 B2 *	1/2010	Leong et al.	181/135
D541,787 S *	5/2007	Ma	D14/205	D636,762 S *	4/2011	Hensen	D14/223
D557,255 S *	12/2007	Shintani	D14/206	8,265,328 B2 *	9/2012	Milde et al.	381/381
D571,784 S *	6/2008	Jensen et al.	D14/205	D685,768 S *	7/2013	Mogili	D14/223
D575,772 S *	8/2008	Schultz et al.	D14/223	D695,275 S *	12/2013	Chee	D14/223
					D712,881 S *	9/2014	Shaanan et al.	D14/223
					2002/0080989 A1 *	6/2002	Chi-Lin	381/374

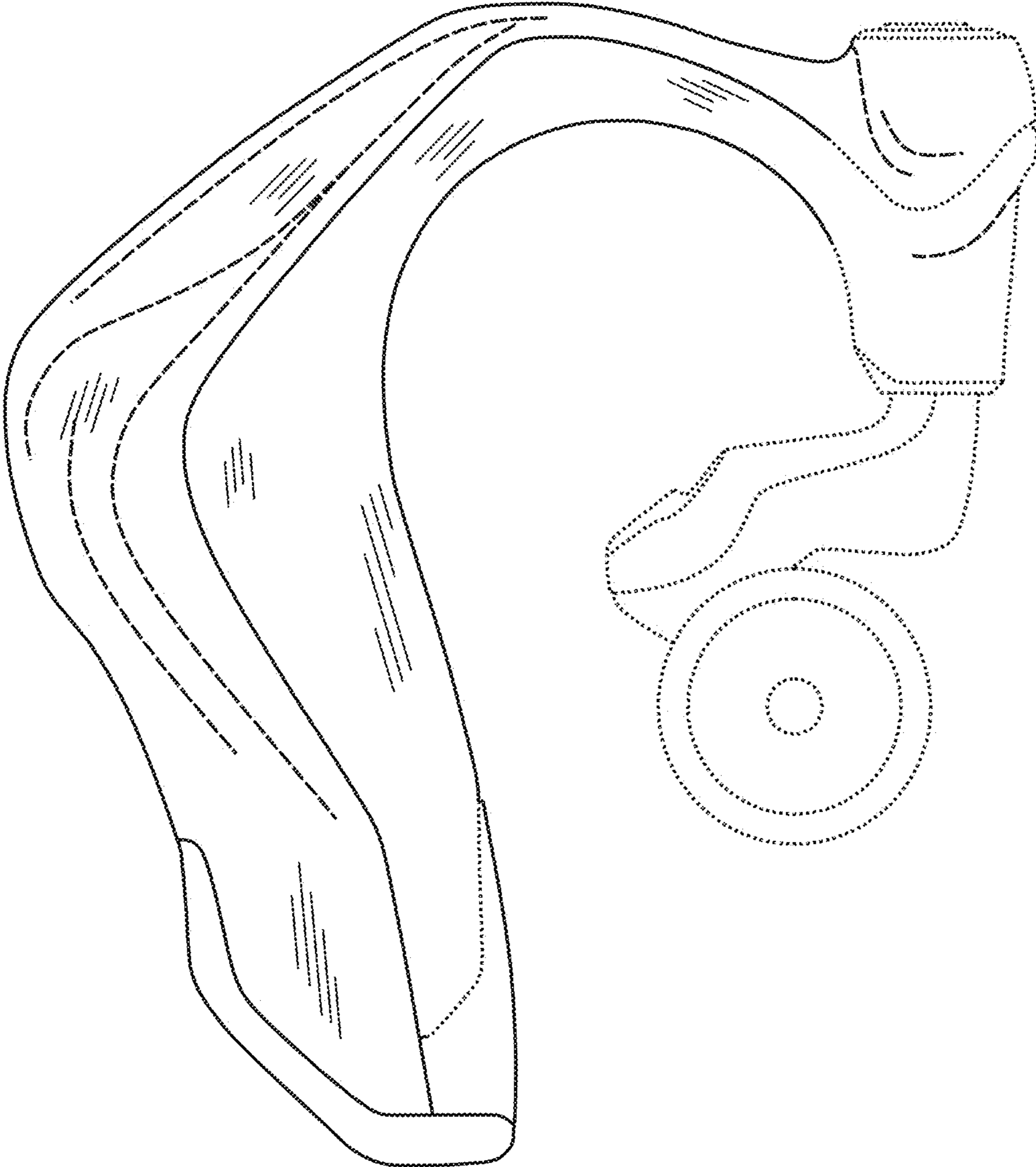
* cited by examiner



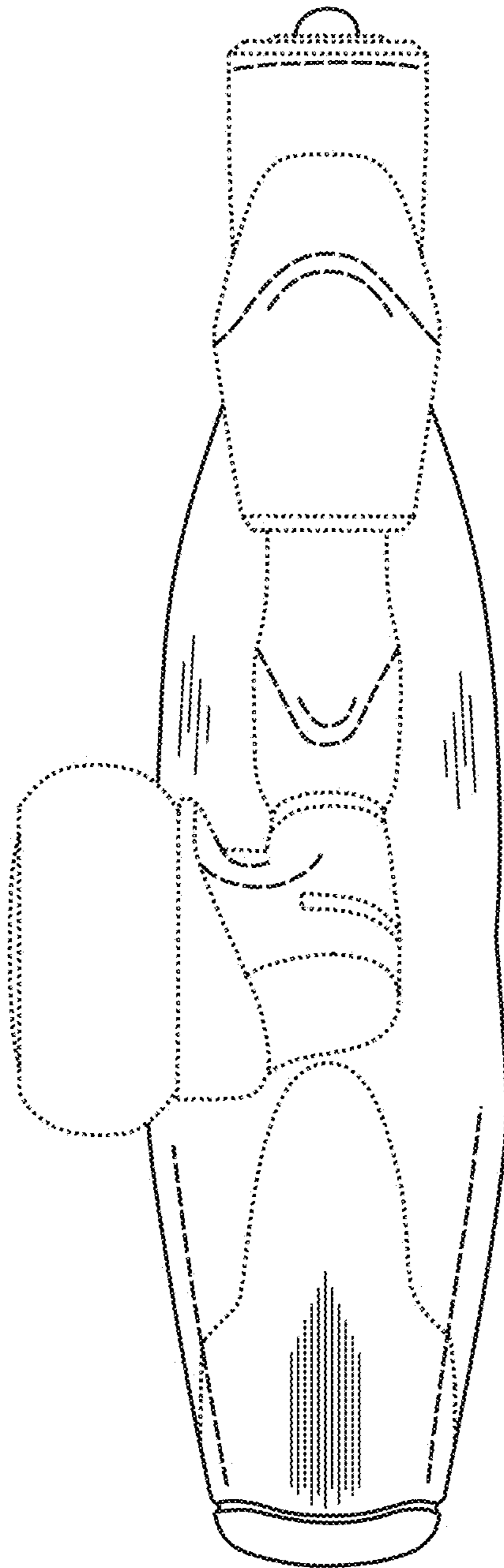
100
FIG. 1



200
FIG. 2

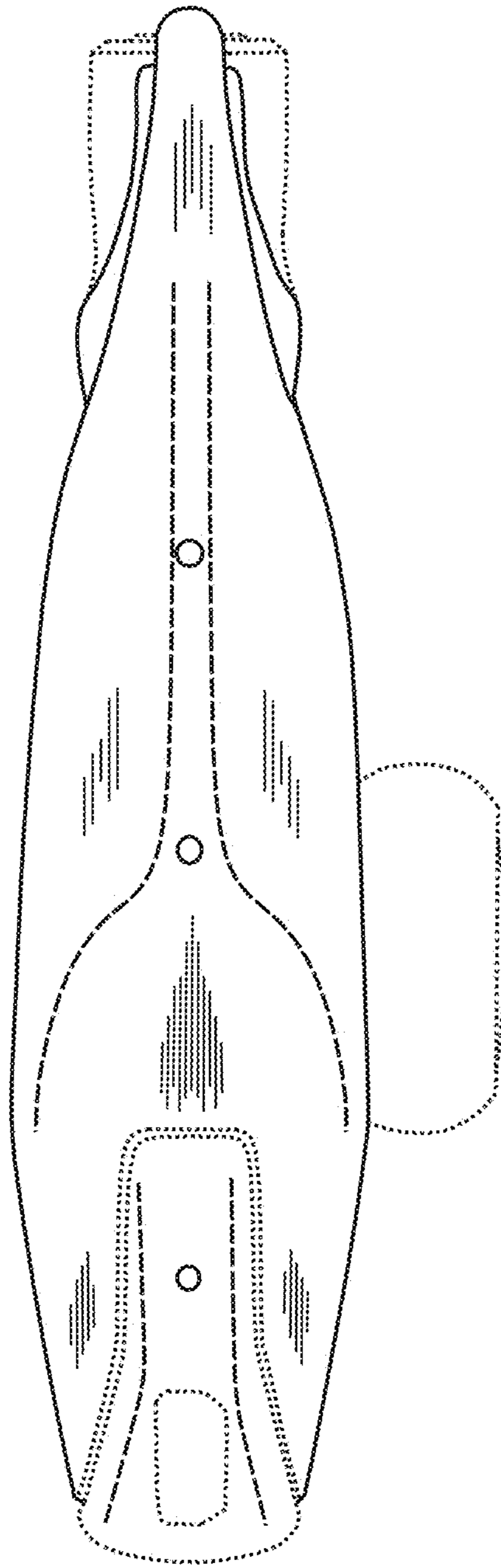


300
FIG. 3



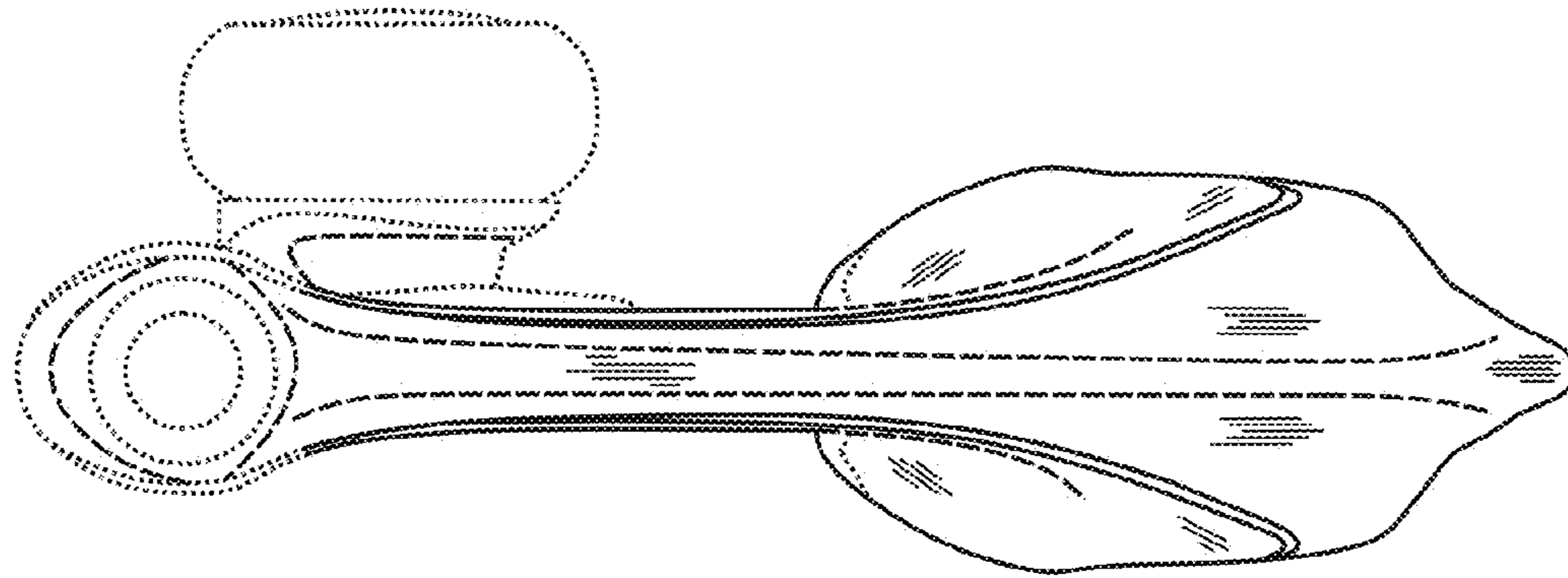
400

FIG. 4



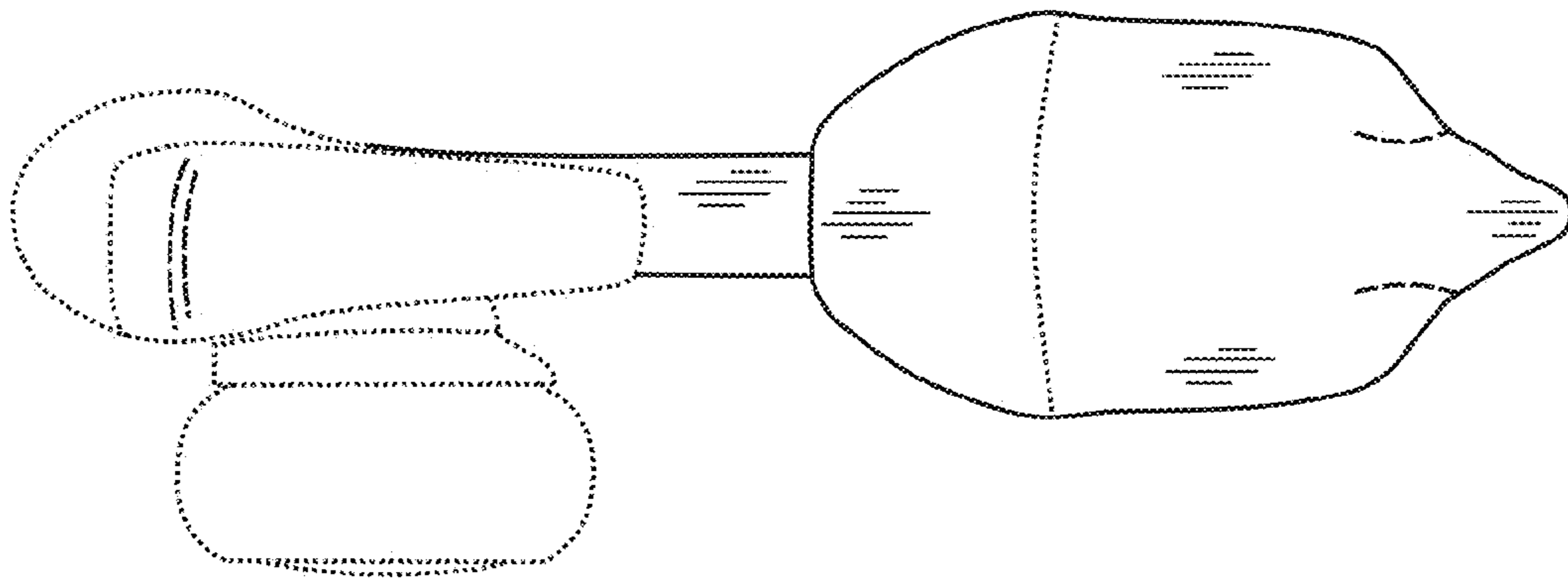
500

FIG. 5

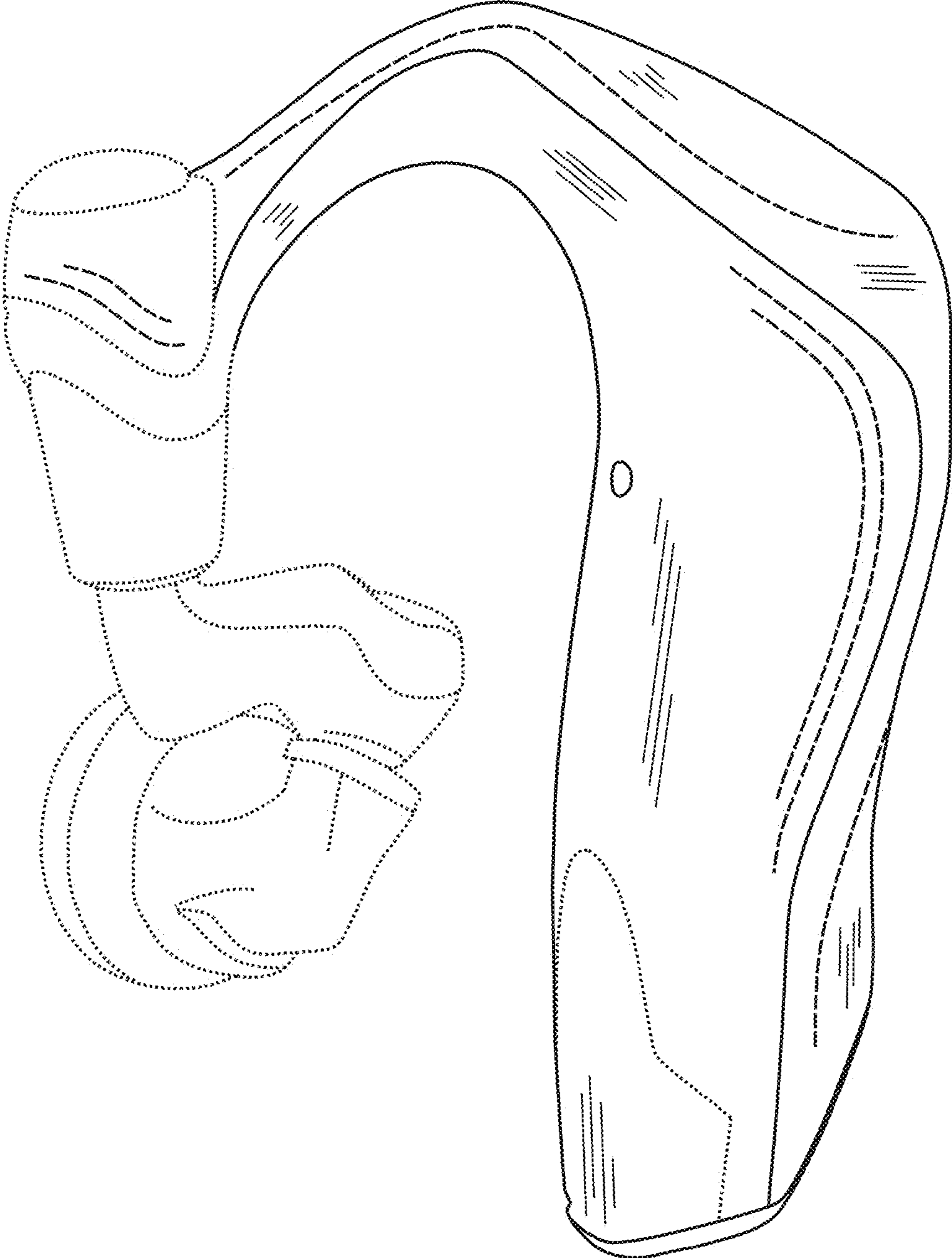


600

FIG. 6

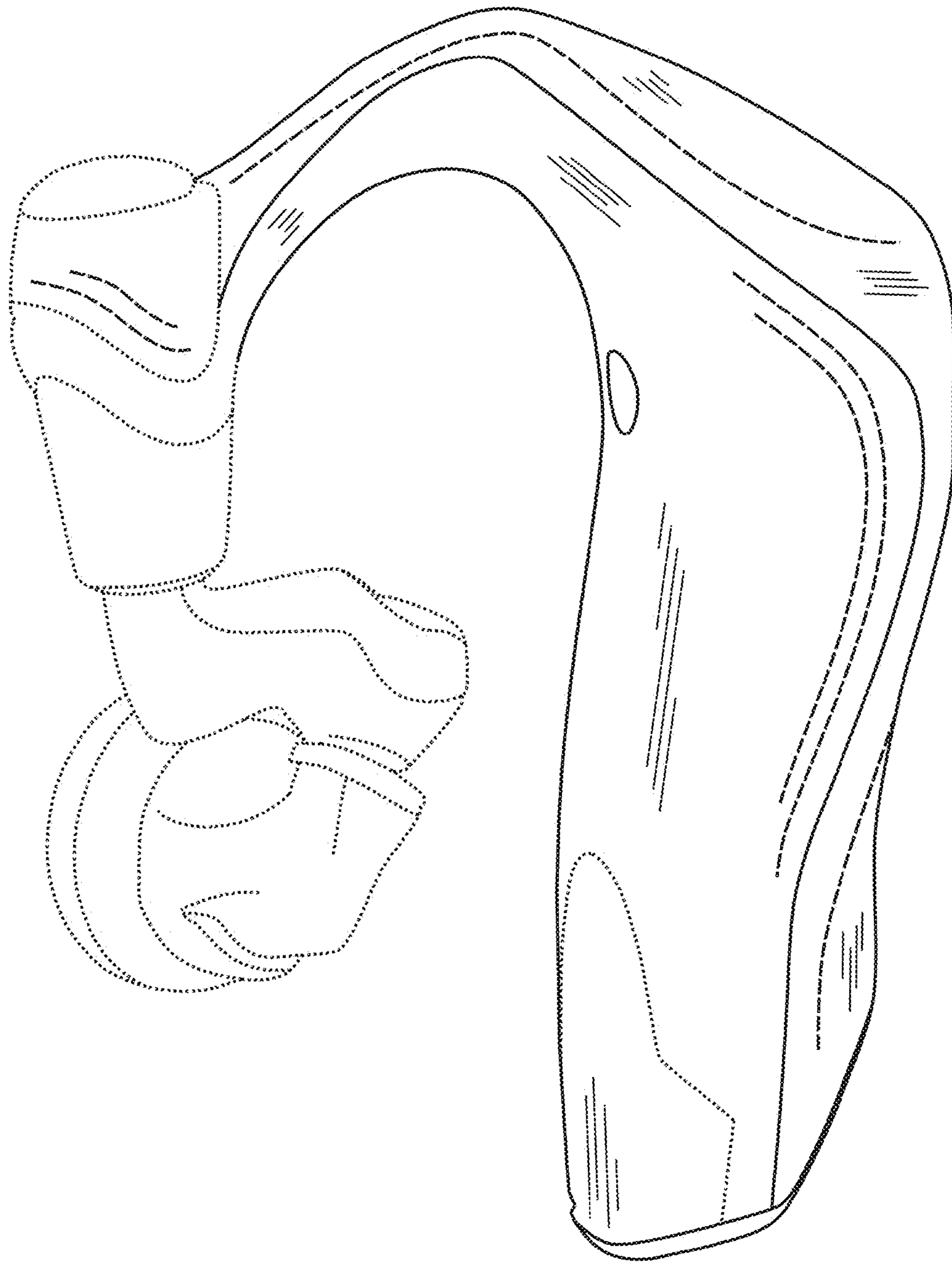


700
FIG. 7



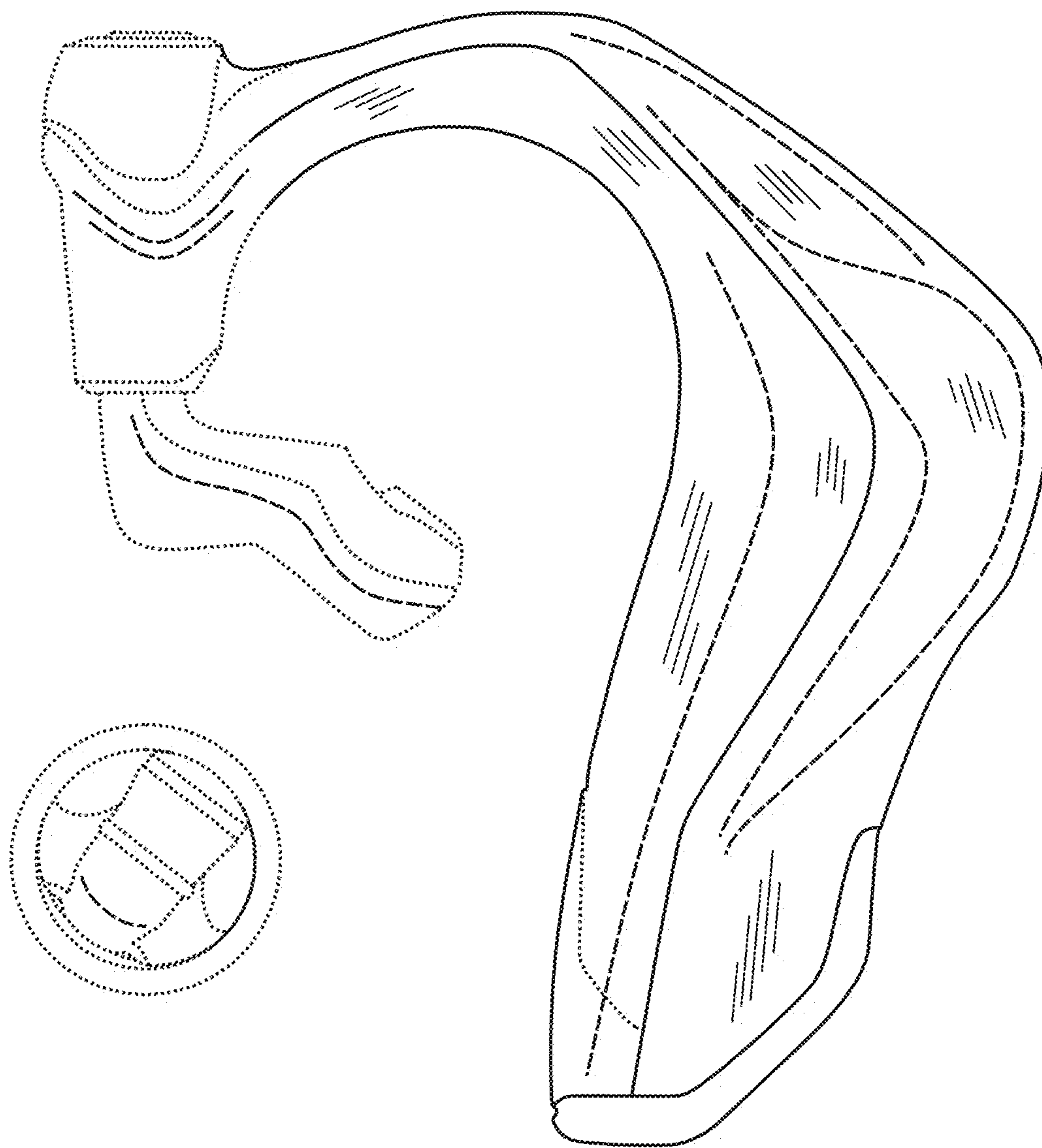
800

FIG. 8



900

FIG. 9



1000

FIG. 10