



US00D754606S

(12) **United States Design Patent**  
**Nook et al.**

(10) **Patent No.:** **US D754,606 S**  
(45) **Date of Patent:** **\*\* Apr. 26, 2016**

- (54) **ELECTRICAL CONNECTOR**
- (71) Applicant: **THE NOCO COMPANY**, Glenwillow, OH (US)
- (72) Inventors: **Jonathan Lewis Nook**, Gates Mills, OH (US); **William Knight Nook, Sr.**, Shaker Heights, OH (US); **James Richard Stanfield**, Peoria, AZ (US); **Derek Michael Underhill**, Tempe, AZ (US)
- (73) Assignee: **THE NOCO COMPANY**, Glenwillow, OH (US)
- (\*\*) Term: **14 Years**
- (21) Appl. No.: **29/486,671**
- (22) Filed: **Apr. 1, 2014**
- (51) **LOC (10) Cl.** ..... **13-03**
- (52) **U.S. Cl.**  
USPC ..... **D13/133**
- (58) **Field of Classification Search**  
USPC ..... D13/107, 110, 123, 133, 146-149, 154, D13/156, 184, 199  
CPC .... H01R 13/422; H01R 13/506; H01R 13/52; H01R 13/56; H01R 13/62; H01R 13/63; H01R 13/631; H01R 13/635; H01R 13/58; H01R 23/7073  
See application file for complete search history.

D444,772 S *	7/2001	Milan	.....	D13/154
D450,303 S *	11/2001	Milan	.....	D13/154
D552,560 S *	10/2007	Victor	.....	D13/154
D586,750 S *	2/2009	Li	.....	D13/133
D588,995 S *	3/2009	Wu et al.	.....	D13/147
D593,959 S *	6/2009	Victor	.....	D13/156
D596,125 S *	7/2009	Norin et al.	.....	D13/133
D597,946 S *	8/2009	Li	.....	D13/133
D708,140 S *	7/2014	Nook et al.	.....	D13/133
D726,114 S *	4/2015	Nook et al.	.....	D13/133
D734,726 S *	7/2015	Nook et al.	.....	D13/149

\* cited by examiner

*Primary Examiner* — Thomas Johannes  
*Assistant Examiner* — Shawn T Gingrich

(74) *Attorney, Agent, or Firm* — Vorys, Sater, Seymour & Pease LLP; William L. Klima

(57) **CLAIM**

The ornamental design for a electrical connector, as shown and described.

**DESCRIPTION**

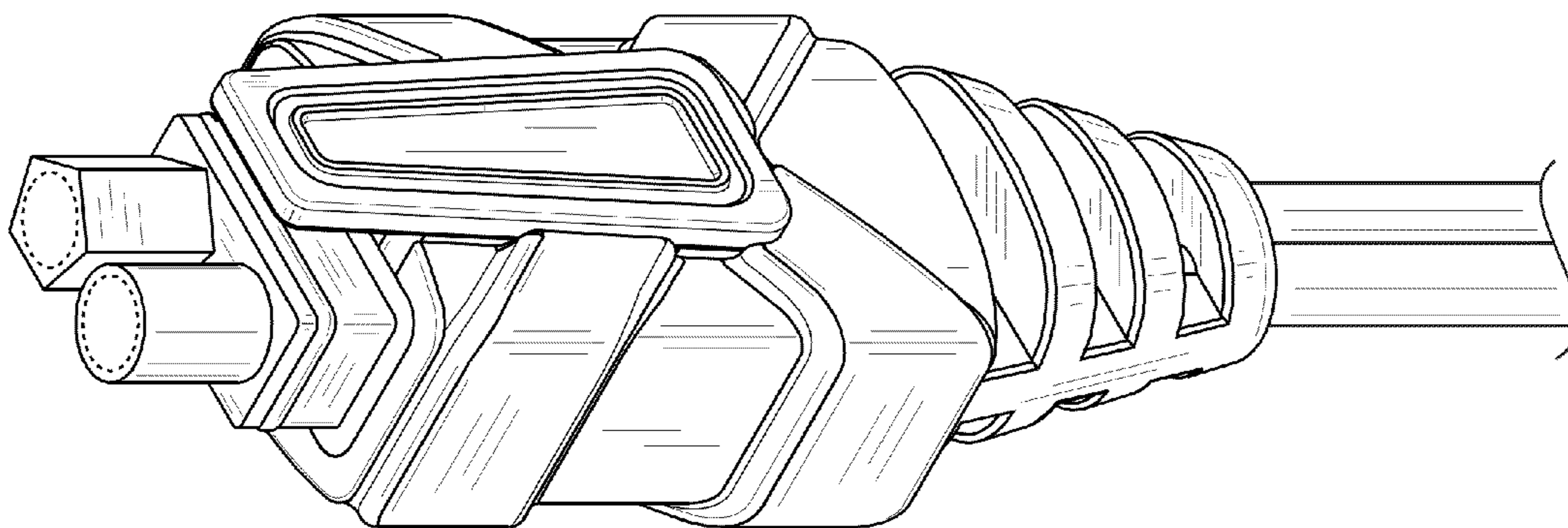
FIG. 1 is a perspective view for an electrical connector; FIG. 2 is a front elevational view thereof; FIG. 3 is a rear elevational view thereof; FIG. 4 is a right-side view thereof; FIG. 5 is a left-side view thereof; FIG. 6 is a top planar view thereof; and, FIG. 7 is a bottom planar view thereof. The broken line portion of the figure drawings is included to show unclaimed subject matter only and forms no part of the claimed design.

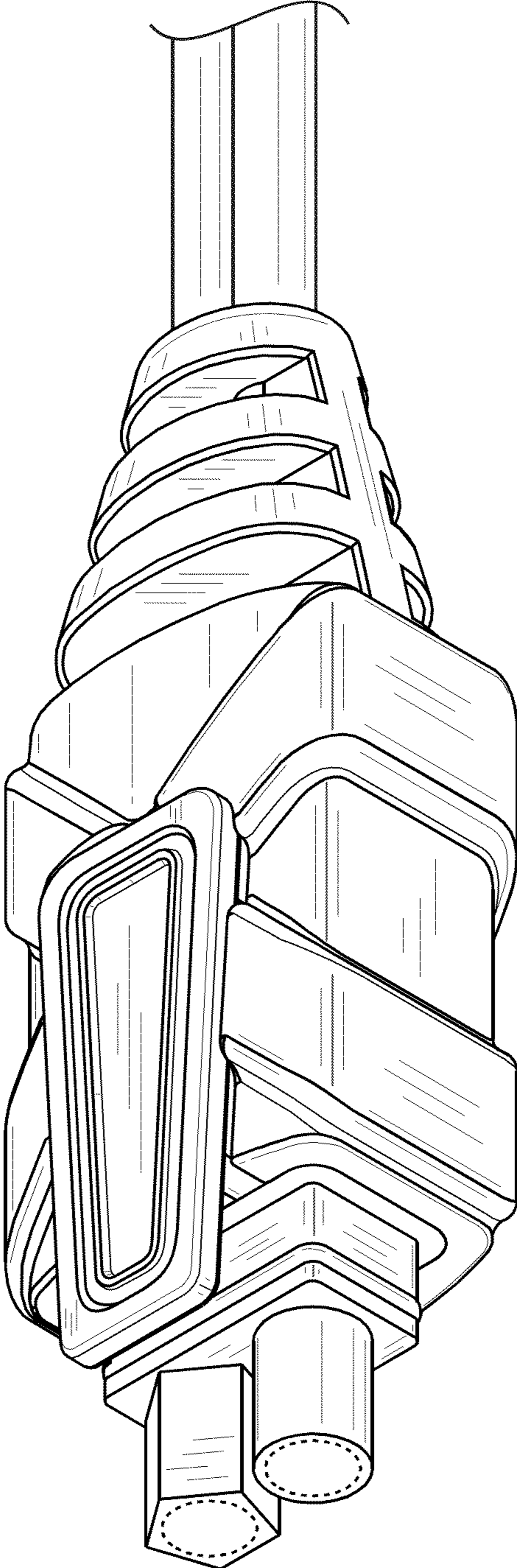
(56) **References Cited**

U.S. PATENT DOCUMENTS

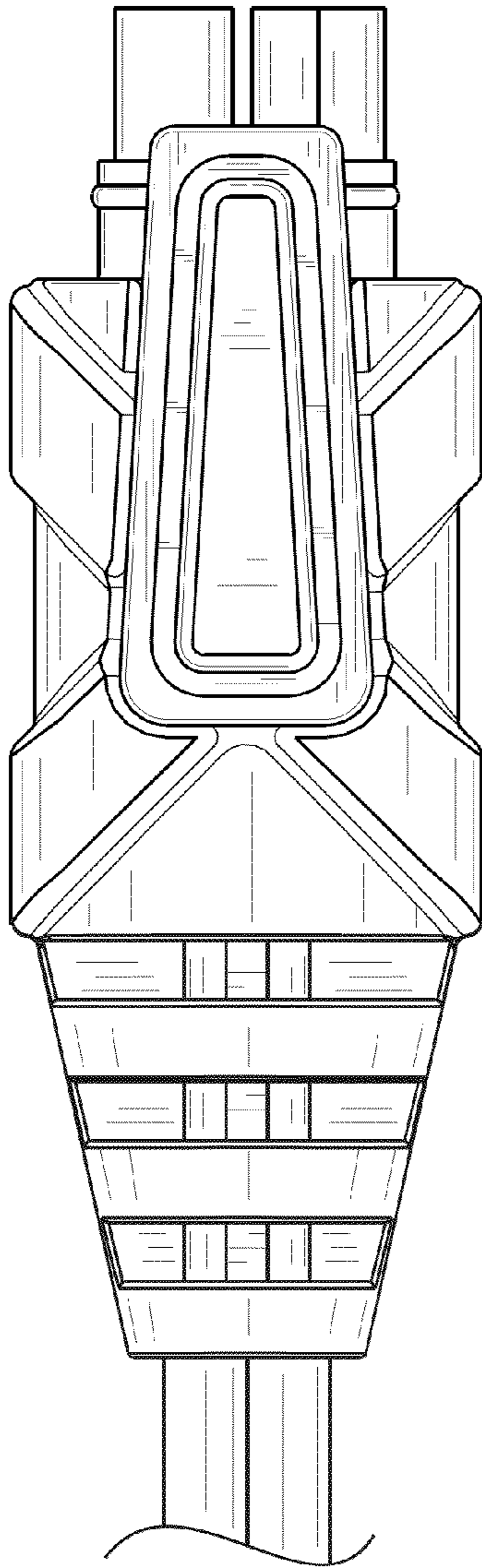
D443,593 S \* 6/2001 Milan ..... D13/154

**1 Claim, 4 Drawing Sheets**

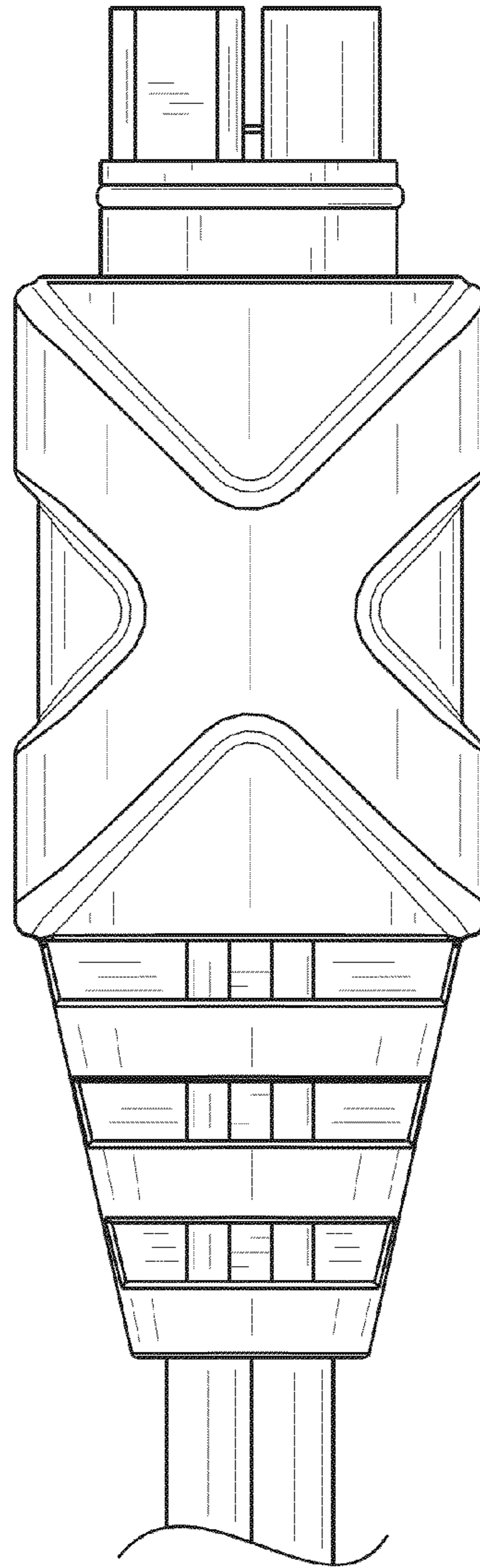




**FIG. 1**

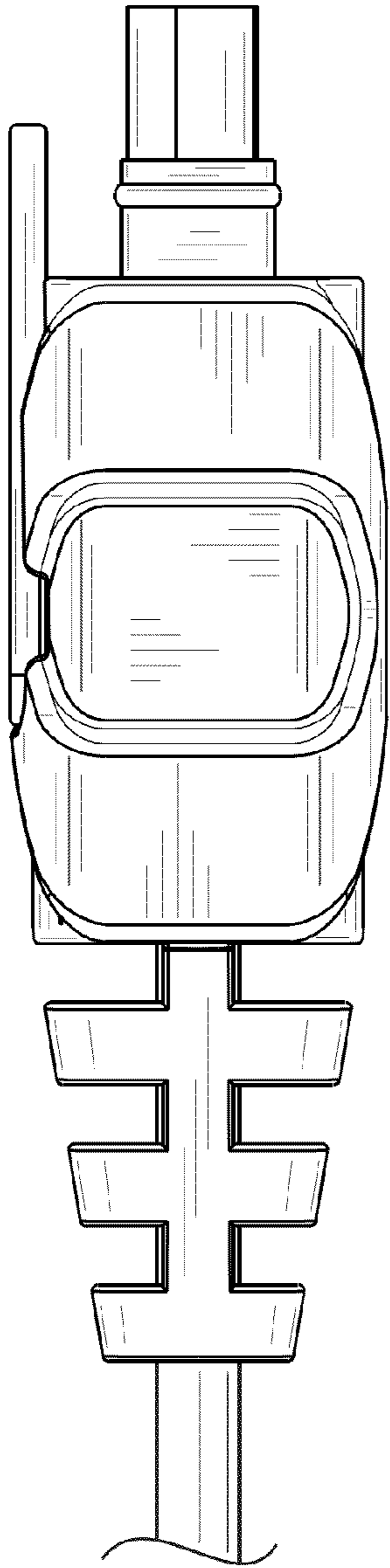


**FIG. 2**

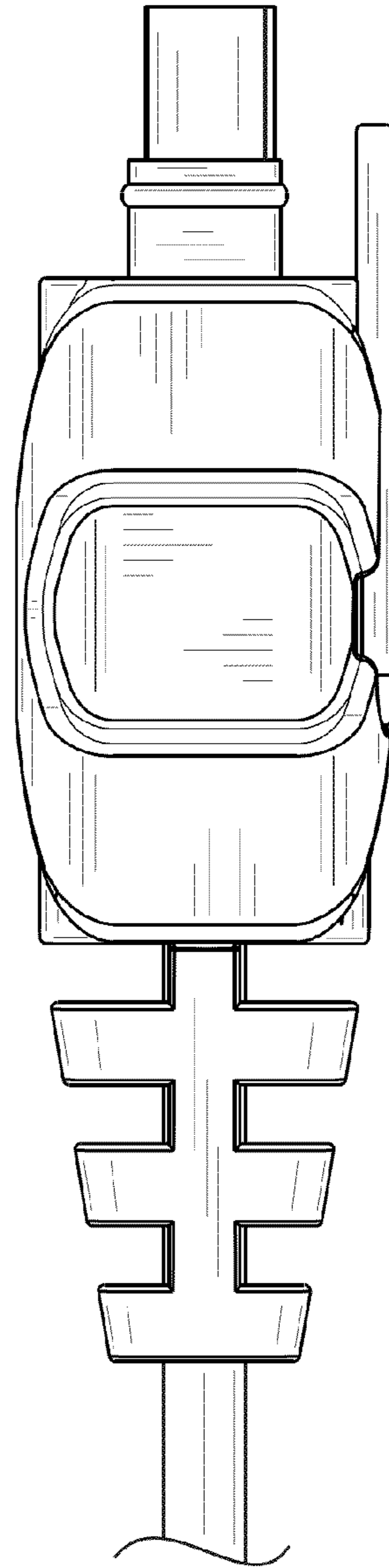


**FIG. 3**

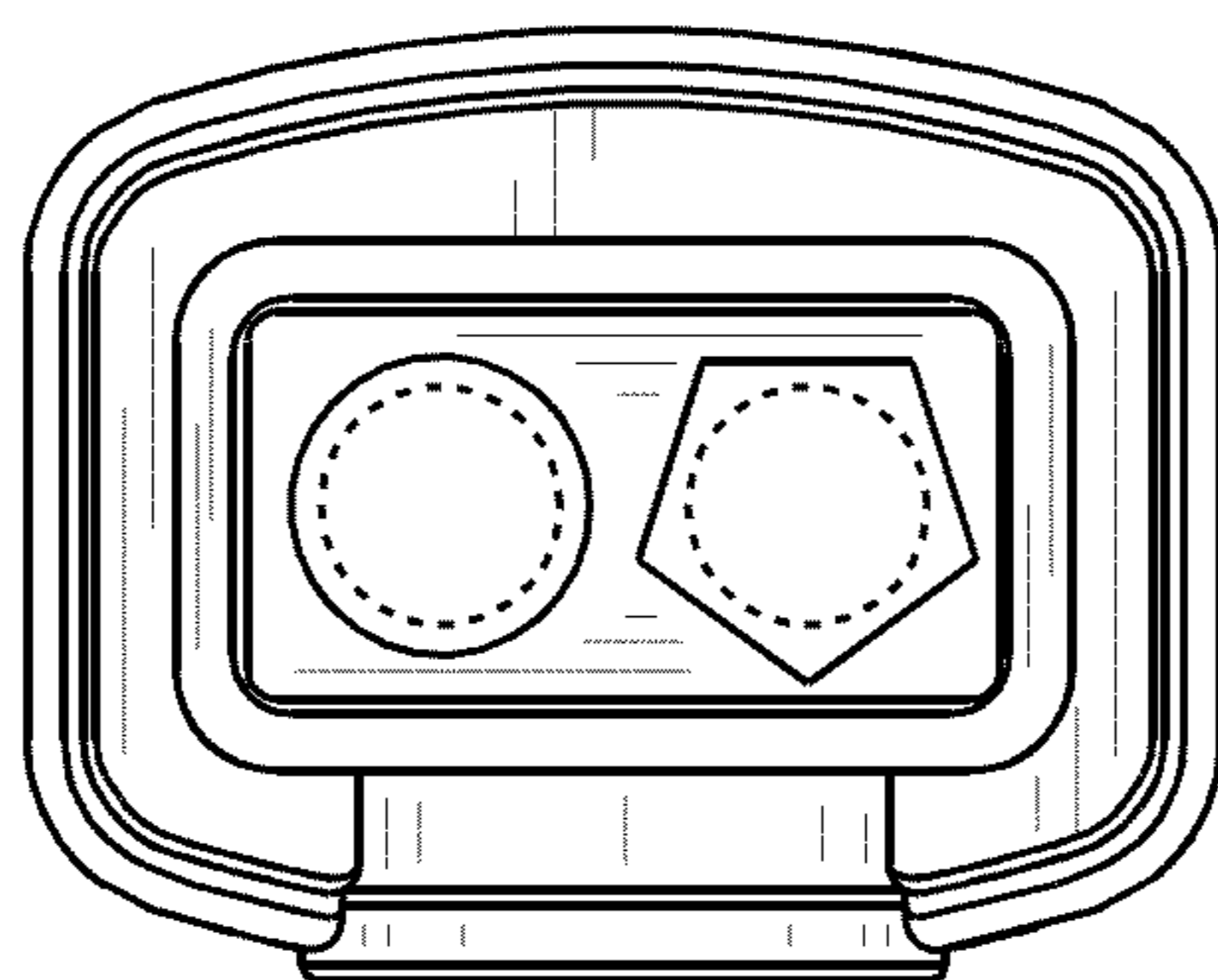




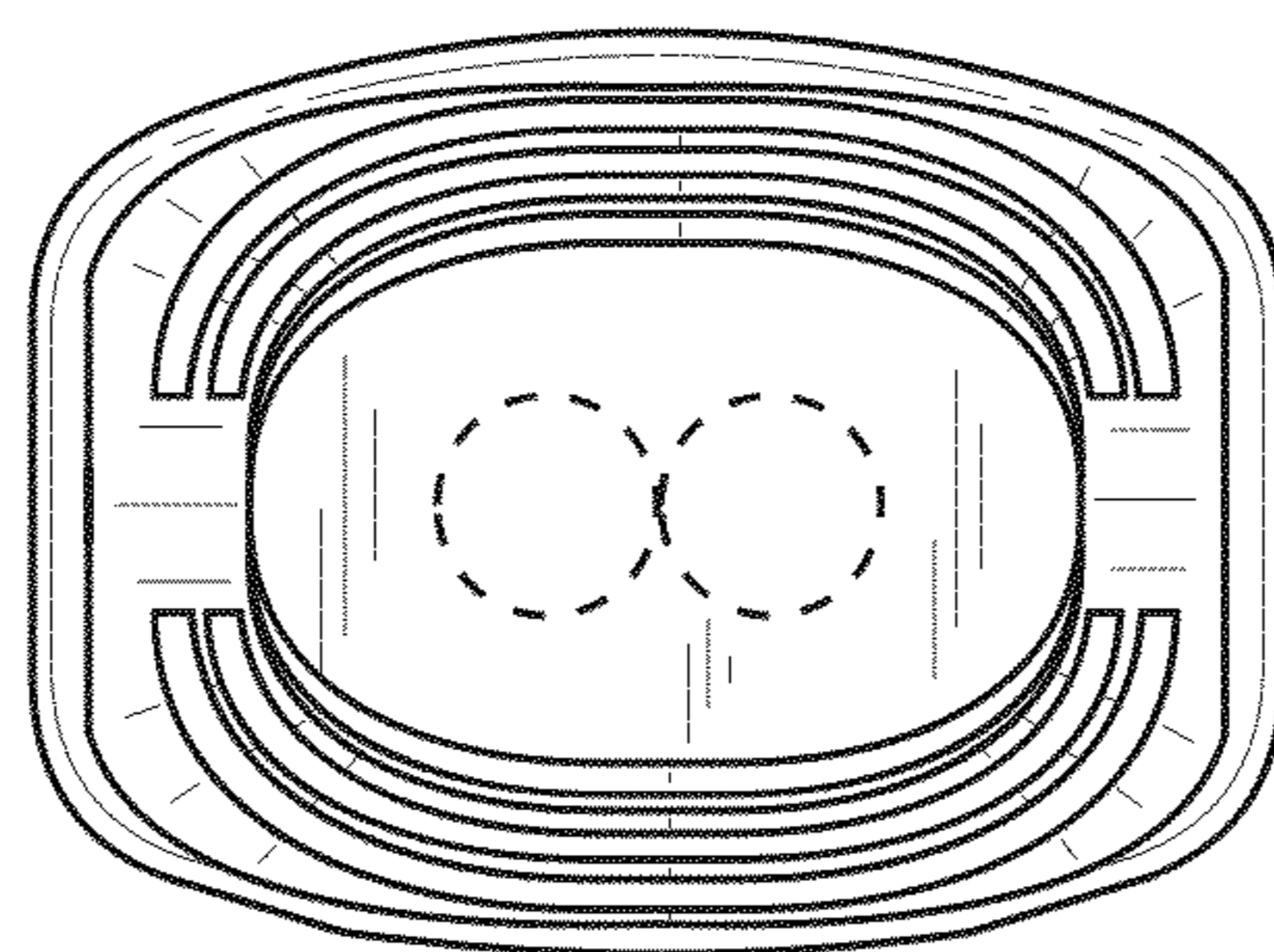
**FIG. 4**



**FIG. 5**



**FIG. 6**



**FIG. 7**