



US00D754599S

(12) **United States Design Patent**  
**Yang**

(10) **Patent No.:** **US D754,599 S**  
(45) **Date of Patent:** **\*\* Apr. 26, 2016**

- (54) **CHARGING TRAY**
- (71) Applicant: **The Wiremold Company**, West  
Hartford, CT (US)
- (72) Inventor: **Taesuk Yang**, Wallingford, CT (US)
- (73) Assignee: **The Wiremold Company**, West  
Hartford, CT (US)
- (\*\*) Term: **14 Years**
- (21) Appl. No.: **29/513,493**
- (22) Filed: **Dec. 31, 2014**
- (51) **LOC (10) Cl.** ..... **13-02**
- (52) **U.S. Cl.**  
USPC ..... **D13/108**
- (58) **Field of Classification Search**  
USPC ..... D13/107–110, 118–119, 182, 199;  
D14/251, 253, 432, 434; 320/107–115  
CPC ..... Y02E 60/12; Y02T 90/14; Y02T 90/122;  
Y02T 90/128; Y02T 90/163; H02J 7/025;  
H02J 7/0042; H02J 7/0044; H02J 7/0045;  
H02J 7/0003; H01F 38/14; H01R 13/6675;  
H01M 2/1022; H01M 2/1055; H01M 10/44;  
H01M 10/46; H01M 10/425; B60L 11/182  
See application file for complete search history.

(56) **References Cited**

**U.S. PATENT DOCUMENTS**

D530,717 S *	10/2006	Mori	.....	D14/434
D574,769 S *	8/2008	Fisher	.....	D13/108
D578,960 S *	10/2008	Fisher	.....	D13/108
D578,961 S *	10/2008	Fisher	.....	D13/108
D599,736 S *	9/2009	Ferber	.....	D13/108
D609,637 S *	2/2010	Chu	.....	D13/108
D611,898 S *	3/2010	Yang	.....	D13/108
D611,899 S *	3/2010	Yang	.....	D13/108
7,710,071 B2 *	5/2010	Elizalde Rodarte	..	H02J 7/0044 310/50
D618,614 S *	6/2010	Symons	.....	D13/108
D623,133 S *	9/2010	Nomi	.....	D13/108
D636,724 S *	4/2011	Nomi	.....	D13/108

D637,951 S *	5/2011	Perez	.....	D13/108
D644,989 S *	9/2011	Guccione	.....	D13/108
D656,097 S *	3/2012	Nomi	.....	D13/108
D669,432 S *	10/2012	Park	.....	D13/108
D680,067 S *	4/2013	Nomi	.....	D13/108
D680,540 S *	4/2013	Lee	.....	D14/217
D692,375 S *	10/2013	Mamane	.....	D13/108
D697,473 S *	1/2014	Guccione	.....	D13/108
D705,160 S *	5/2014	Ormesher	.....	D13/108
D709,506 S *	7/2014	Lee	.....	D14/217
D719,505 S *	12/2014	Kim	.....	D13/108
D722,959 S *	2/2015	Bulgarov	.....	D13/108
D722,962 S *	2/2015	Kim	.....	D13/108
D723,459 S *	3/2015	Dang	.....	D13/108
D724,025 S *	3/2015	Peek	.....	D13/108
D727,259 S *	4/2015	Hwang	.....	D13/108
2012/0098484 A1 *	4/2012	Cheng	.....	H01F 38/14 320/108
2013/0030892 A1 *	1/2013	Liu	.....	G06Q 30/02 705/14.16

\* cited by examiner

*Primary Examiner* — Rosemary K Tarcza

(74) *Attorney, Agent, or Firm* — McCormick, Paulding & Huber LLP

(57) **CLAIM**

The ornamental design for a charging tray, as shown and described.

**DESCRIPTION**

FIG. 1 is a front, top, left-hand side perspective view of a charging tray, showing our new, original and ornamental design;

FIG. 2 is a rear view thereof;

FIG. 3 is a front view thereof;

FIG. 4 is a right-hand side view thereof;

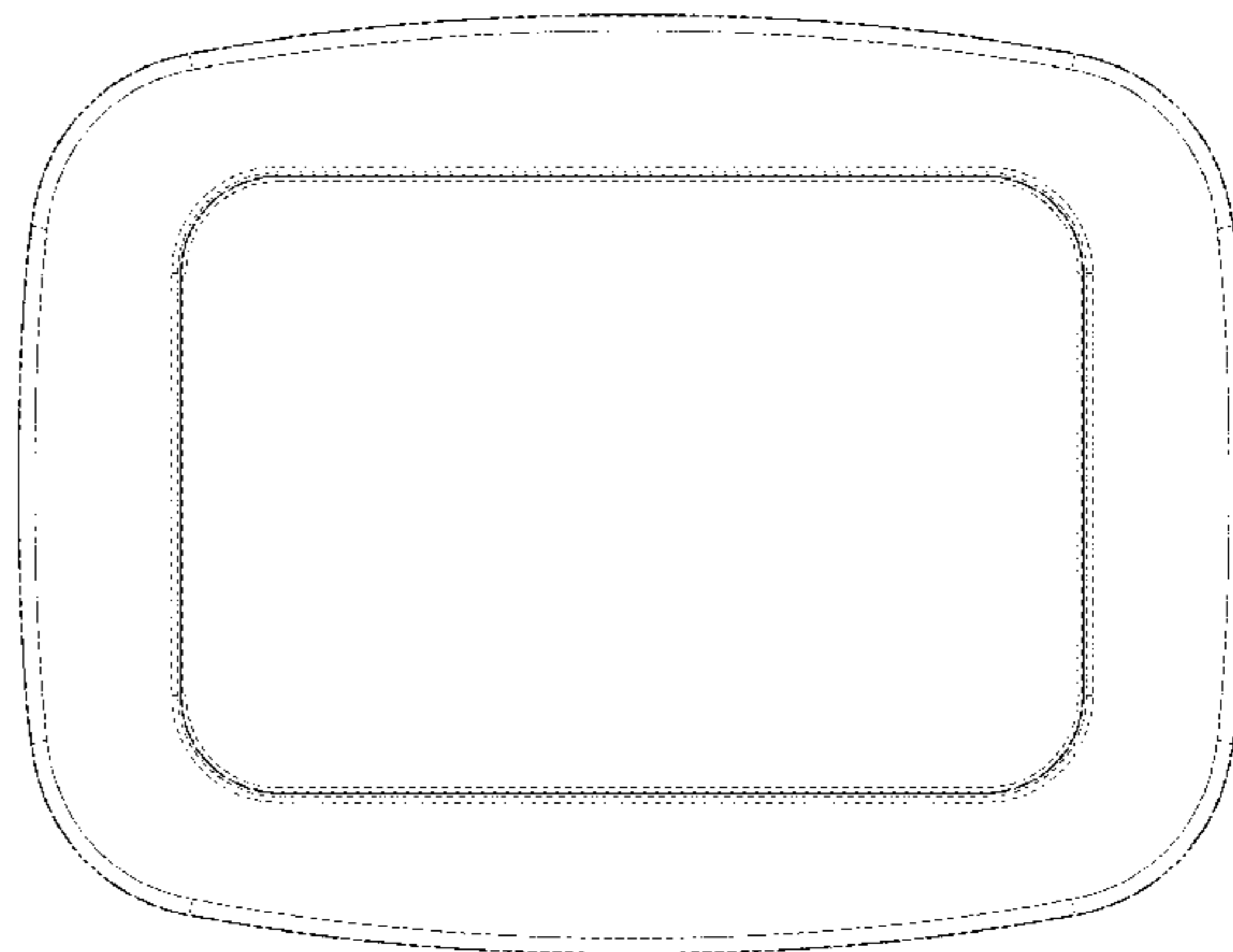
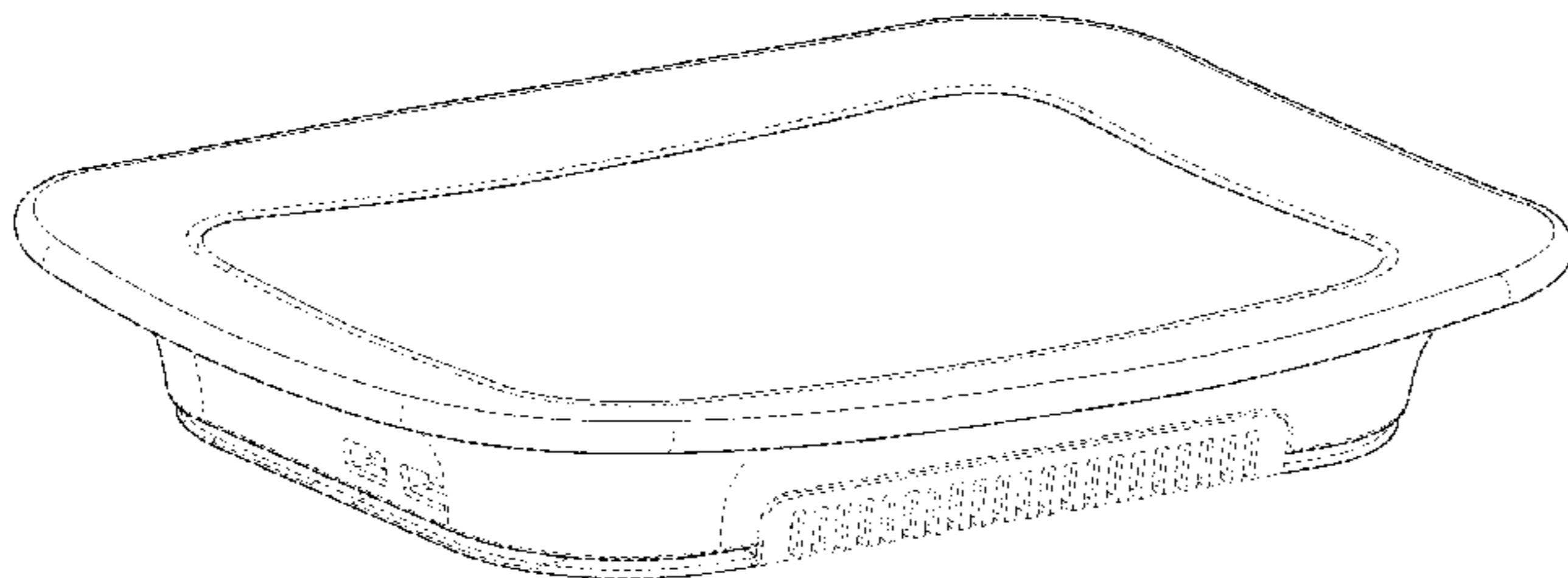
FIG. 5 is a left-hand side view thereof;

FIG. 6 is a top view thereof; and,

FIG. 7 is a bottom view thereof.

The broken line portion of the figure drawings is included to show unclaimed subject matter only and forms no part of the claimed design.

**1 Claim, 5 Drawing Sheets**



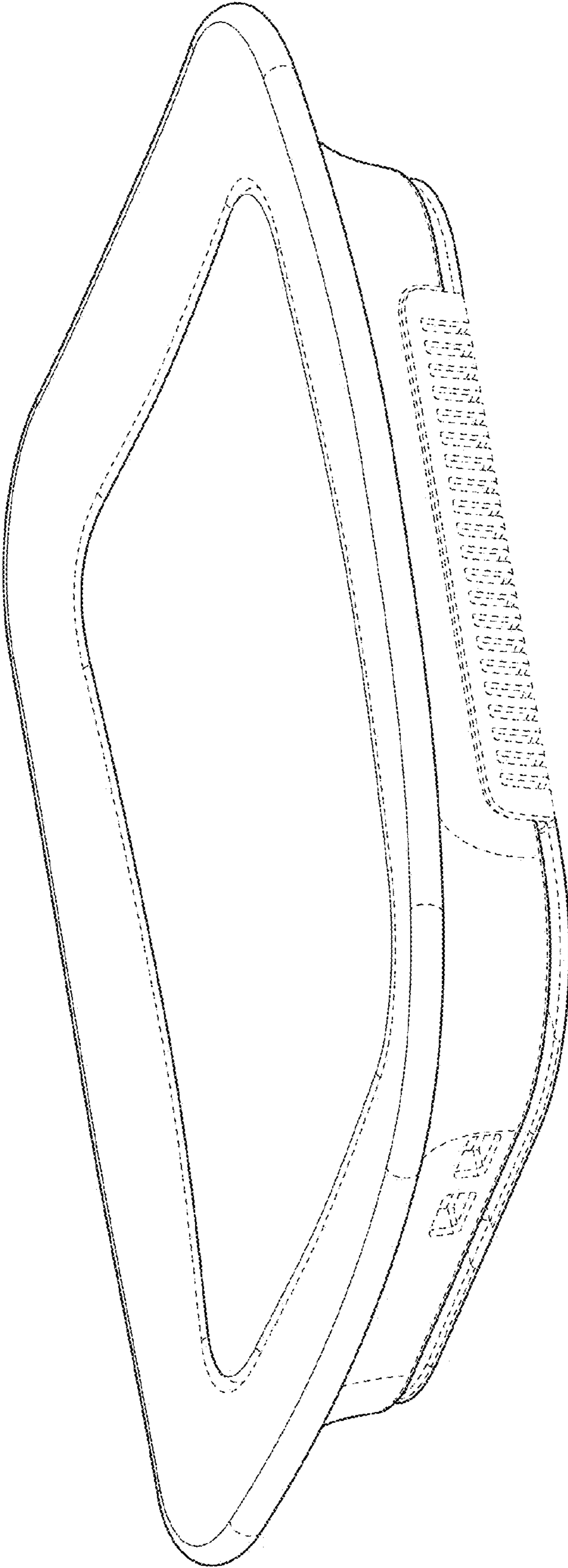


FIG. 1




FIG. 2




FIG. 3




FIG. 4

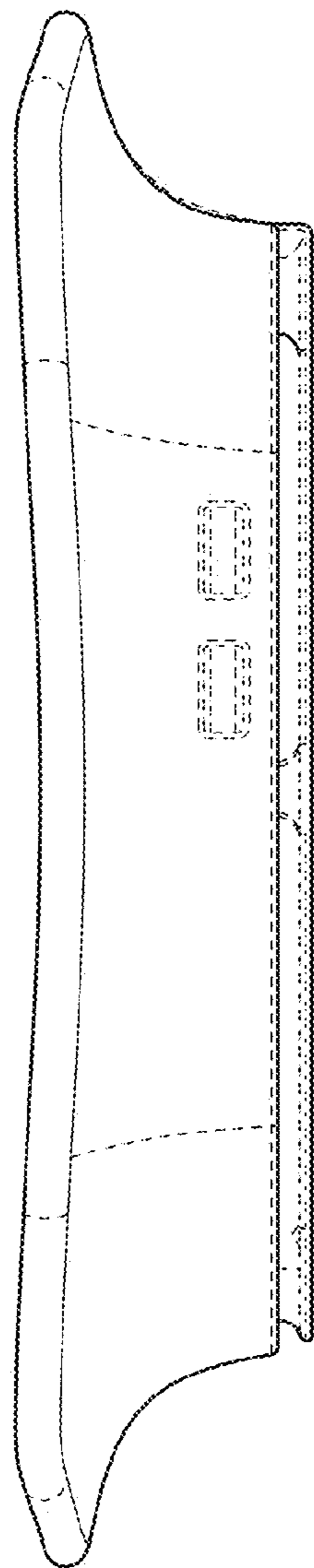


FIG. 5

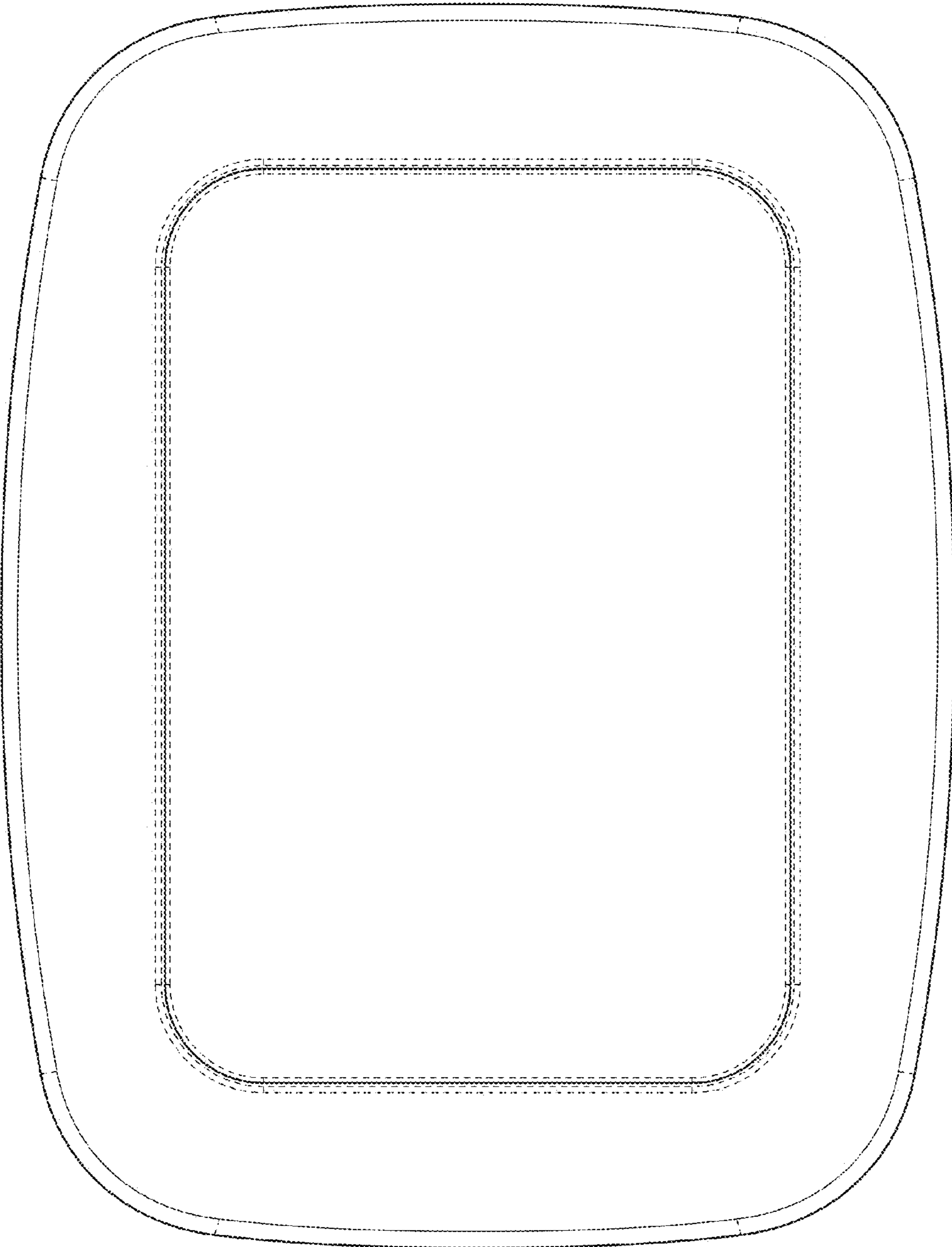


FIG. 6

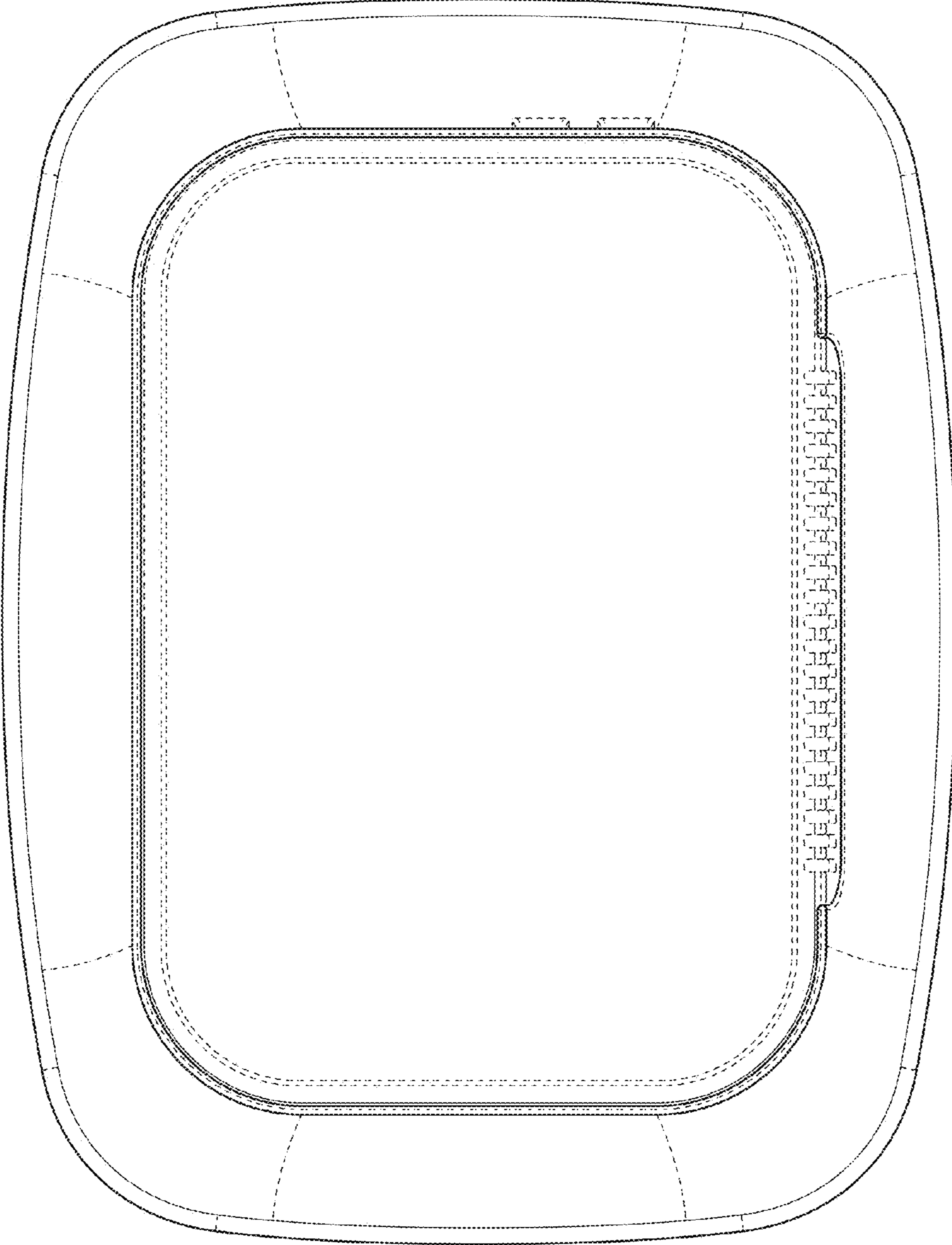


FIG. 7