



US00D754592S

(12) **United States Design Patent**
Tian

(10) **Patent No.:** **US D754,592 S**

(45) **Date of Patent:** **** Apr. 26, 2016**

(54) **TYRE**

(71) Applicant: **SHANDONG HENGYU SCIENCE & TECHNOLOGY CO., LTD.**, Shandong Province (CN)

(72) Inventor: **Jiali Tian**, Shandong Province (CN)

(**) Term: **14 Years**

(21) Appl. No.: **29/482,577**

(22) Filed: **Feb. 19, 2014**

(30) **Foreign Application Priority Data**

Aug. 23, 2013 (CN) 2013 3 0404847

(51) **LOC (10) CL.** **12-15**

(52) **U.S. CL.**
USPC **D12/600**

(58) **Field of Classification Search**
USPC D12/568-603; 152/209.1-209.9
CPC B60C 1/00; B60C 11/00; B60C 11/03
See application file for complete search history.

(56) **References Cited**

U.S. PATENT DOCUMENTS

D569,789 S *	5/2008	Park	D12/579
D628,958 S *	12/2010	Fleckner	D12/600
D647,038 S *	10/2011	Jacobs	D12/588
D667,366 S *	9/2012	Sareen	D12/599
D729,155 S *	5/2015	Jacobs	D12/600
D731,404 S *	6/2015	Jacobs	D12/580
2014/0360641 A1 *	12/2014	Jacobs	152/209.21

* cited by examiner

Primary Examiner — George D Kirschbaum

Assistant Examiner — Natasha Vujcic

(74) *Attorney, Agent, or Firm* — Prakash Nama; Global IP Services, PLLC

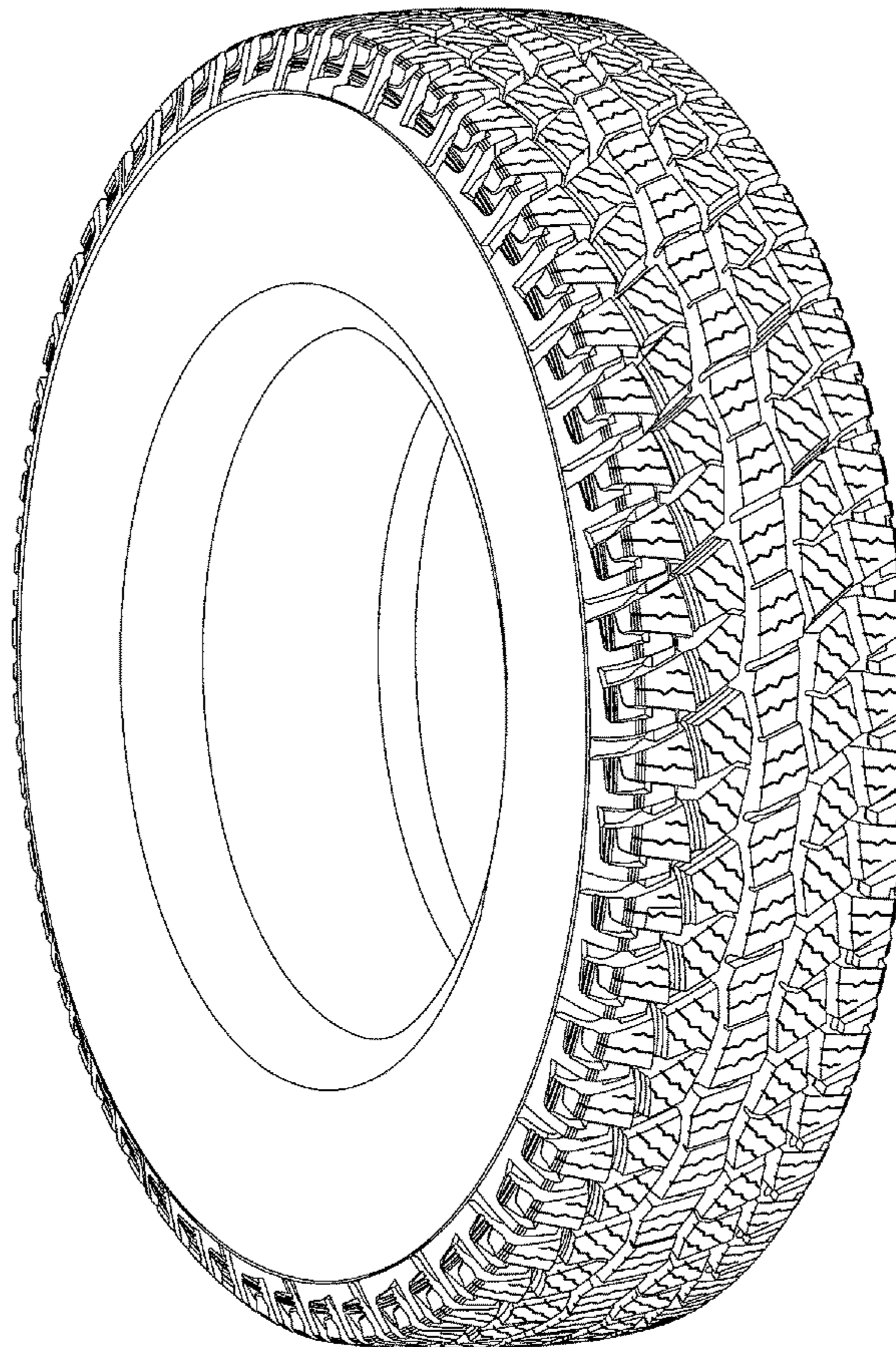
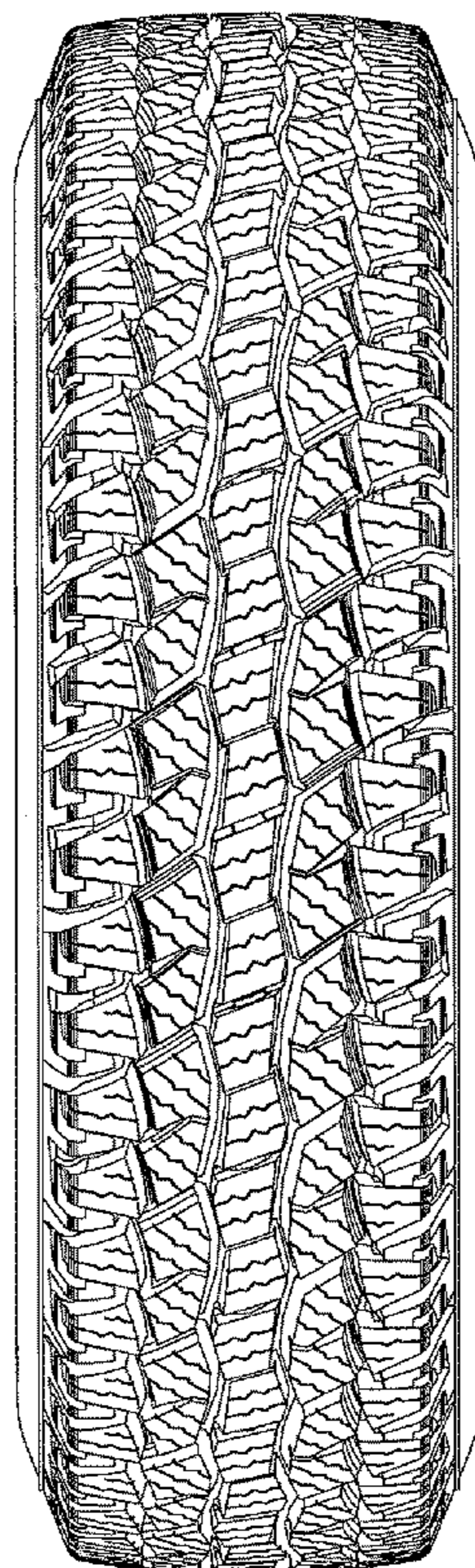
(57) **CLAIM**

The ornamental design for a tyre, as shown and described.

DESCRIPTION

FIG. 1 is a front elevational view of a tyre showing my new design;
FIG. 2 is a left side view thereof; and,
FIG. 3 is a perspective view thereof.

1 Claim, 3 Drawing Sheets



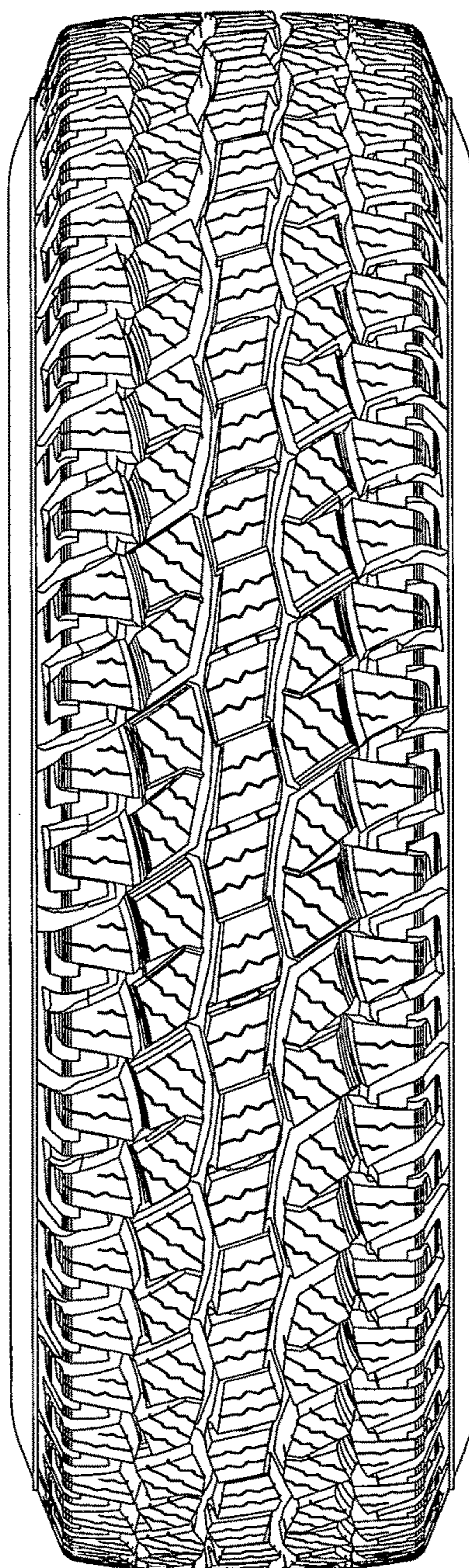


FIG. 1




FIG. 2

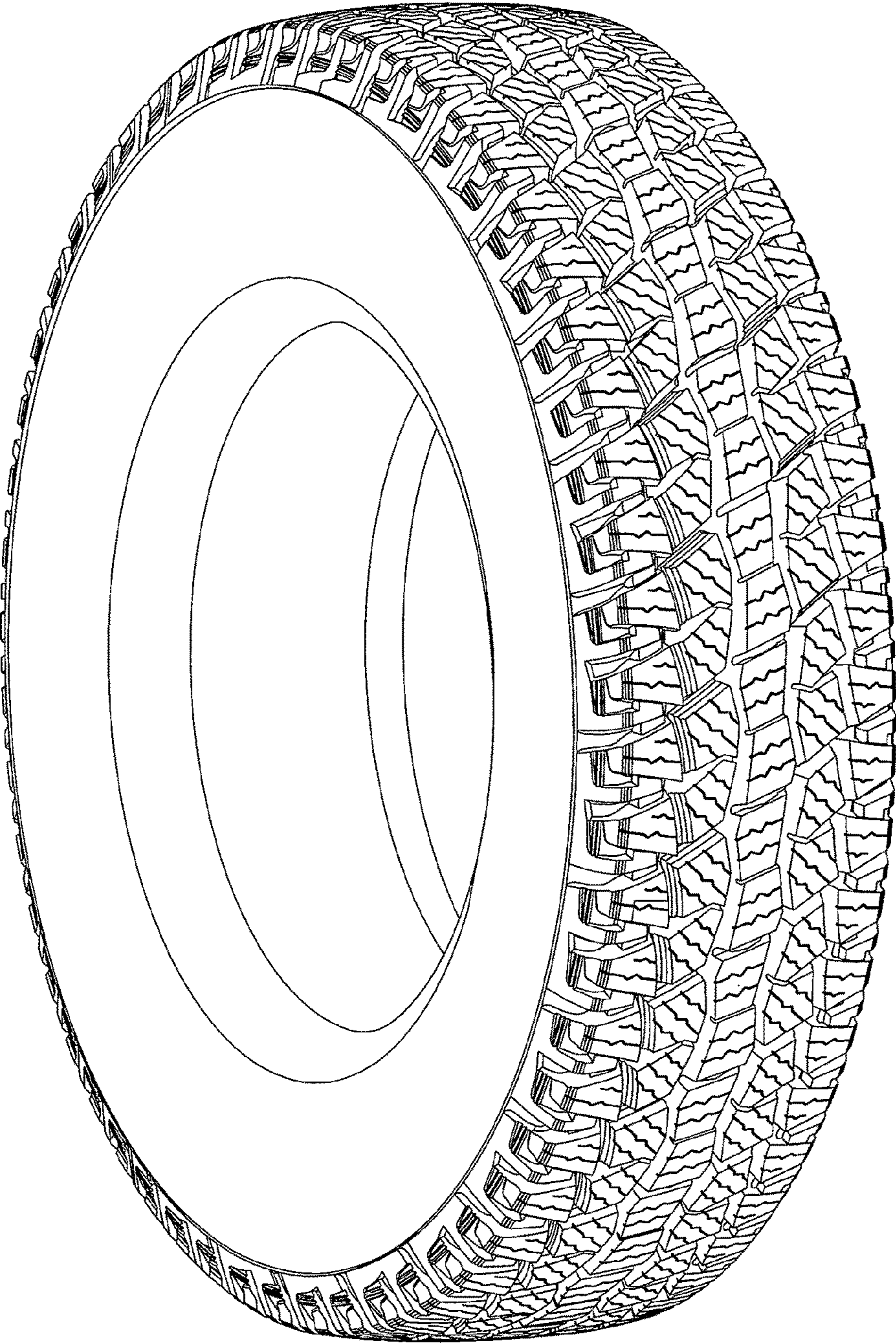


FIG. 3