

US00D754590S

(12) **United States Design Patent**
Kristen

(10) **Patent No.:** **US D754,590 S**
(45) **Date of Patent:** **** Apr. 26, 2016**

(54) **TIRE**

(71) Applicant: **CONTINENTAL REIFEN
DEUTSCHLAND GMBH**, Hannover
(DE)

(72) Inventor: **Florian Kristen**, Hannover (DE)

(73) Assignee: **Continental Reifen Deutschland
GmbH**, Hannover (DE)

(**) Term: **14 Years**

(21) Appl. No.: **29/500,496**

(22) Filed: **Aug. 26, 2014**

(30) **Foreign Application Priority Data**

Feb. 26, 2014 (EM) 002413070-0001

(51) **LOC (10) Cl.** **12-15**

(52) **U.S. Cl.**
USPC **D12/580**

(58) **Field of Classification Search**
USPC D12/145, 548-551, 560-568, 569-580,
D12/581-582, 585-592, 900-901;
152/209.1-209.28
CPC B60C 11/0306; B60C 11/0302; B60C 11/12;
B60C 11/01; B60C 11/32; B60C 11/42;
B60C 11/1218; B60C 11/04; B60C 11/125;
B60C 11/1281; B60C 11/0058; B60C
11/0075; B60C 11/0309; B60C 11/0311;
B60C 11/033; B60C 11/0332; B60C 11/047;
B60C 11/1263; B60C 11/13; B60C 11/1307;
B60C 11/1315; B60C 2011/0381; B60C
11/0374; B60C 11/0369; B60C 11/0372;
B60C 11/1213; B60C 23/00; B60C 23/02;
B60C 23/001; B60C 23/003; B60C 23/0416;
B60C 23/0488; B60C 23/062; B60C 23/12;
B60C 1/00; B60C 2200/10

See application file for complete search history.

(56) **References Cited**

U.S. PATENT DOCUMENTS

D619,082 S *	7/2010	de Benedittis et al.	D12/588
D647,468 S *	10/2011	Weaver et al.	D12/588
D675,977 S *	2/2013	Bachtel et al.	D12/588
D676,800 S *	2/2013	Buchinger-Barnstorf ...	D12/580
D722,950 S *	2/2015	Compte et al.	D12/600
D727,251 S *	4/2015	Zhu et al.	D12/588
D735,650 S *	8/2015	Bachtel et al.	D12/600
D738,293 S *	9/2015	Cothran et al.	D12/580
D739,815 S *	9/2015	Kim	D12/600

OTHER PUBLICATIONS

Michelin Americas Truck Tires, X Multiway XD, <http://www.michelintruck.com/tires-and-retreads/selector/#!/info/x-multiway-xd>.*

* cited by examiner

Primary Examiner — Manpreet Matharu

Assistant Examiner — Keith Wilson

(74) *Attorney, Agent, or Firm* — Laurence A. Greenberg;
Werner H. Stemer; Ralph E. Locher


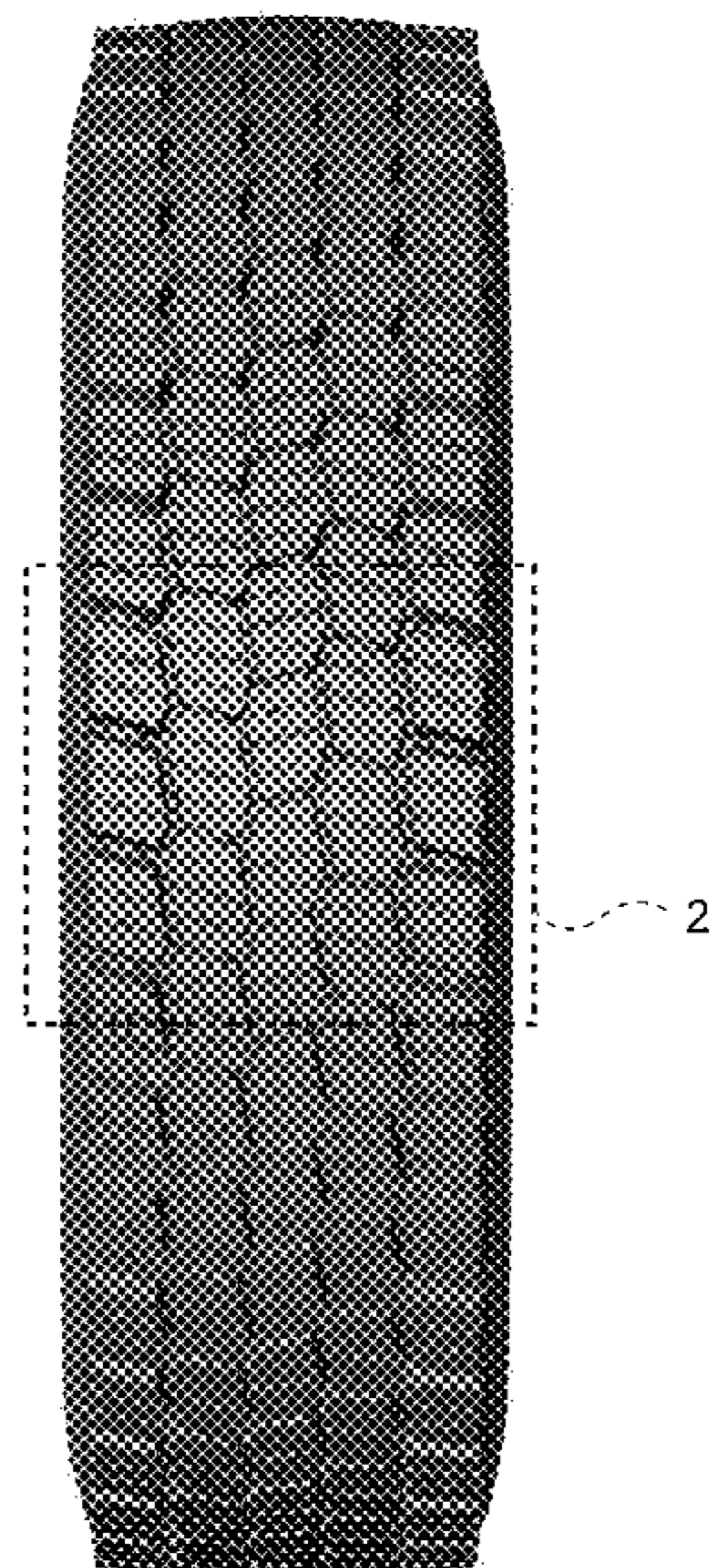
(57) **CLAIM**

The ornamental design for a tire, as shown and described.

DESCRIPTION

FIG. 1 is a front view of the tire showing my new invention;
FIG. 2 is a partial front view thereof;
FIG. 3 is a right side view thereof;
FIG. 4 is a left side view thereof; and,
FIG. 5 is a perspective view thereof.
The broken lines depict the location and borders of the
enlarged fragmentary view of FIG. 2 and form no part of the
claim.

1 Claim, 5 Drawing Sheets



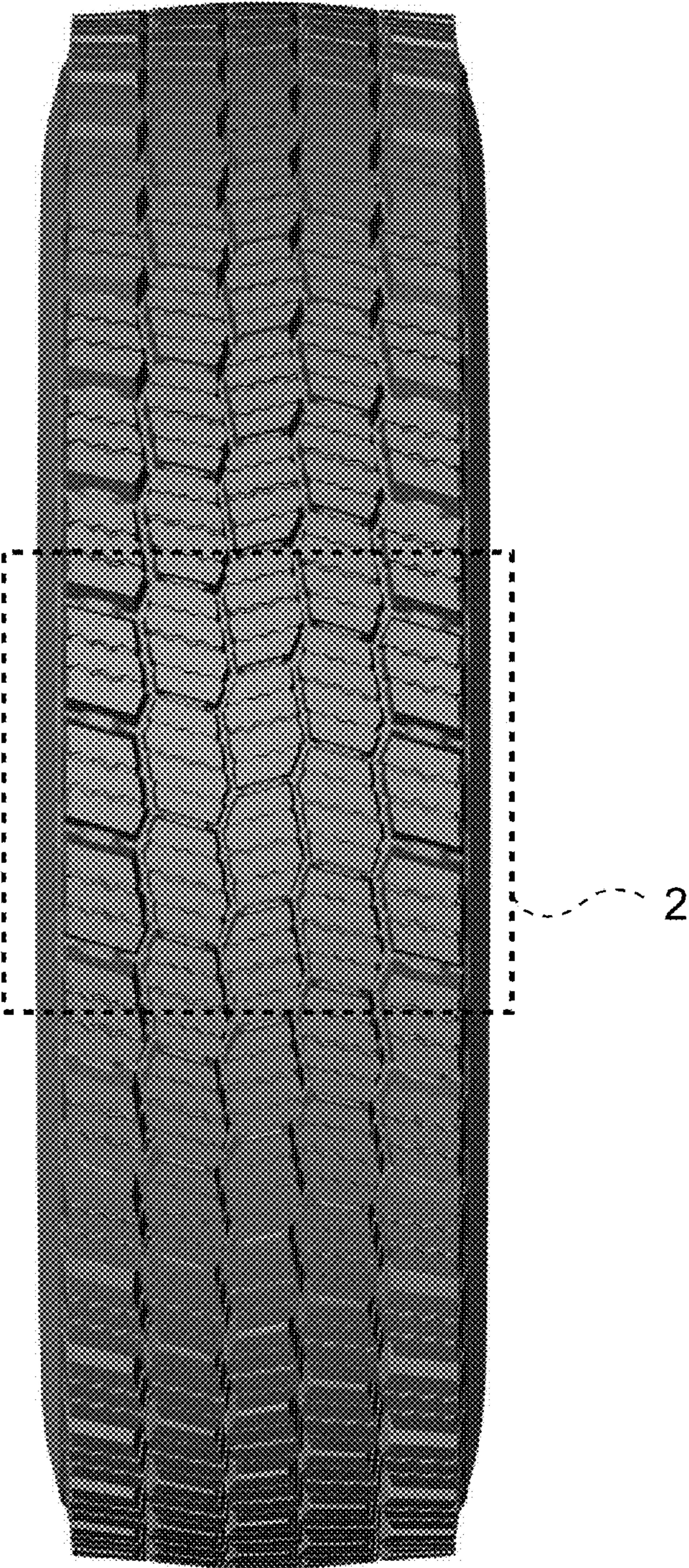


FIG. 1




FIG. 2



FIG. 3



FIG. 4



FIG. 5