



US00D754579S

(12) **United States Design Patent**
Battams

(10) **Patent No.:** **US D754,579 S**
(45) **Date of Patent:** **** Apr. 26, 2016**

(54) **VEHICLE COMPONENT**
(71) Applicant: **Jaguar Land Rover Limited**, Coventry (GB)
(72) Inventor: **Robert Battams**, Coventry (GB)
(73) Assignee: **Jaguar Land Rover Limited** (GB)
(**) Term: **14 Years**
(21) Appl. No.: **29/512,684**
(22) Filed: **Dec. 22, 2014**

(30) **Foreign Application Priority Data**
Jun. 24, 2014 (EM) 002489187
Jun. 24, 2014 (EM) 002489690

(51) **LOC (10) Cl.** **12-08**
(52) **U.S. Cl.**
USPC **D12/181**
(58) **Field of Classification Search**
USPC D12/181, 191, 196, 400, 190, 88
CPC B60R 13/02; B60R 13/04
See application file for complete search history.

(56) **References Cited**
U.S. PATENT DOCUMENTS
D683,677 S * 6/2013 Varga D12/181
D705,141 S * 5/2014 Jensen D12/181

D710,771 S * 8/2014 Hovind D12/181
D716,204 S * 10/2014 Butterworth D12/181
D717,221 S * 11/2014 Borkert D12/181
D721,310 S * 1/2015 Ito D12/181
D722,929 S * 2/2015 Hatter D12/181
D726,608 S * 4/2015 Curic D12/181
D729,711 S * 5/2015 Chen D12/181
D731,935 S * 6/2015 Robinson D12/181


* cited by examiner
Primary Examiner — Katrina A Betton
(74) *Attorney, Agent, or Firm* — Fishman Stewart PLLC

(57) **CLAIM**
The ornamental design for a vehicle component, as shown and described.

DESCRIPTION

FIG. 1 is a front perspective view of a vehicle component; FIG. 2 is a rear perspective view of a vehicle component; FIG. 3 is a front view of a vehicle component; FIG. 4 is a rear view of a vehicle component; FIG. 5 is a left side view of a vehicle component; FIG. 6 is a right side view of a vehicle component; FIG. 7 is a top view of a vehicle component; and, FIG. 8 is a rear perspective view of a vehicle component in the installed position on a vehicle. Portions of FIG. 8 shown in halftone are for illustrative purposes only and form to part of the claimed design.

1 Claim, 5 Drawing Sheets






FIG. 1




FIG. 2




FIG. 3




FIG. 4




FIG. 5

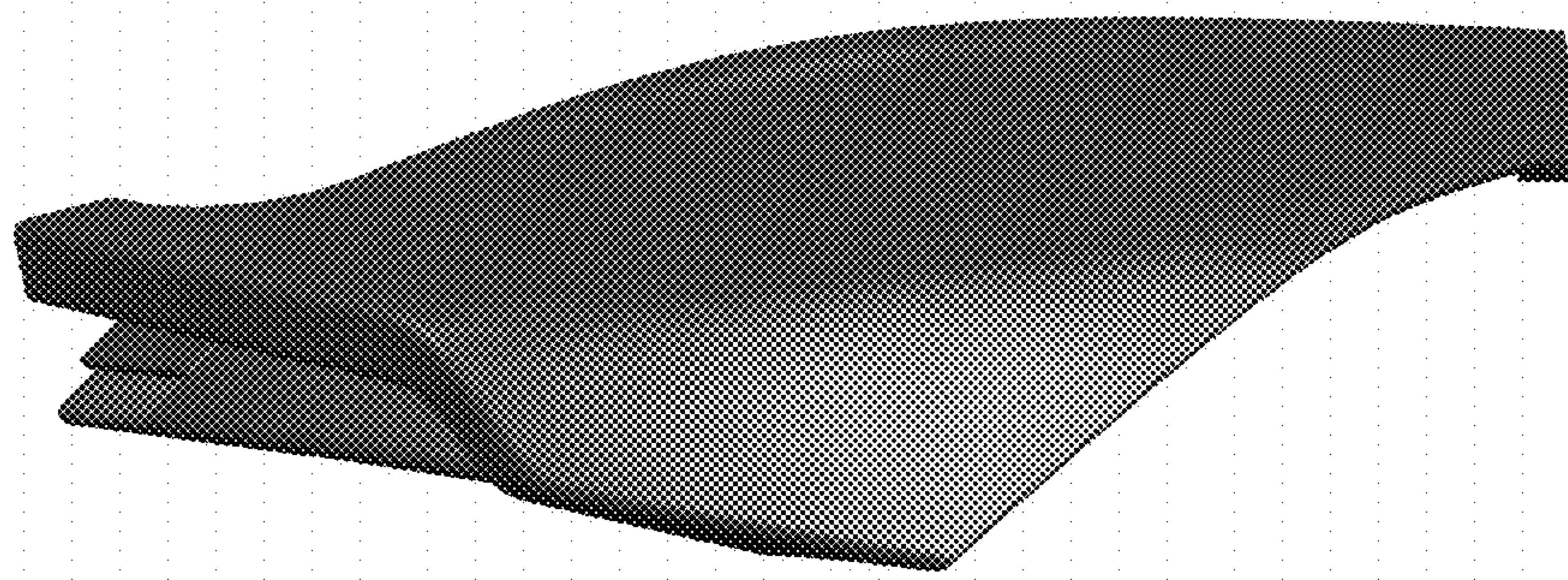


FIG. 6




FIG. 7




FIG. 8