



US00D754577S

(12) **United States Design Patent**
Kubo et al.

(10) **Patent No.:** **US D754,577 S**
(45) **Date of Patent:** **** Apr. 26, 2016**

- (54) **AUTOMOBILE FRONT BUMPER**
- (71) Applicant: **Toyota Jidosha Kabushiki Kaisha**,
Toyota-shi, Aichi-ken (JP)
- (72) Inventors: **Kosuke Kubo**, Okazaki (JP); **Atsushi Shudo**, Hiroshima (JP); **Yukio Irie**, Hiroshima (JP); **Masanori Ito**, Hiroshima (JP)
- (73) Assignee: **Toyota Jidosha Kabushiki Kaisha** (JP)
- (**) Term: **14 Years**
- (21) Appl. No.: **29/513,659**
- (22) Filed: **Jan. 5, 2015**
- (51) **LOC (10) Cl.** **12-16**
- (52) **U.S. Cl.**
USPC **D12/169**
- (58) **Field of Classification Search**
USPC D12/86, 90, 91, 92, 163, 164, 169, 171,
D12/196, 216; 180/68.4, 68.6; 293/102,
293/112, 113, 115, 117, 120; 296/180.1,
296/180.2
CPC B60R 19/02; B60R 19/18; B60R 19/24;
B60R 19/56; B60R 2019/007; B62D 25/0845
See application file for complete search history.

- D667,353 S * 9/2012 Tomatsu D12/169
- D680,478 S * 4/2013 Munakata D12/169
- D683,284 S * 5/2013 Yoshida D12/169
- D696,167 S * 12/2013 Ito D12/169
- D699,639 S * 2/2014 Kubota D12/169
- D701,151 S * 3/2014 Cartabiano D12/169
- D711,793 S * 8/2014 Nagasaka D12/169
- D711,794 S * 8/2014 Okamura D12/169
- D715,709 S * 10/2014 Matsumoto D12/169
- D733,621 S * 7/2015 Ikuma D12/169

OTHER PUBLICATIONS

Toyota Yaris Hybrid, <<https://web.archive.org/web/20120113032653/http://www.netcarshow.com/toyota/2013-yaris-hybrid/>>, publicly known on the Internet at least as early as Jan. 13, 2012.
Mazda 3 sedan, <<https://web.archive.org/web/20131207204403/http://www.mazdamexico.com.mx/mexico/mazda3-sedan/>>, publicly known on the Internet at least as early as Dec. 7, 2013.

* cited by examiner

Primary Examiner — Philip S Hyder
Assistant Examiner — Darlington Ly
(74) *Attorney, Agent, or Firm* — Saidman DesignLaw Group, LLC

(57) **CLAIM**
The ornamental design for an automobile front bumper, as shown and described.

DESCRIPTION

FIG. 1 is a front perspective view of an automobile front bumper showing our new design;
FIG. 2 is a front view thereof;
FIG. 3 is a rear view thereof;
FIG. 4 is a top plan view thereof;
FIG. 5 is a bottom plan view thereof; and,
FIG. 6 is a right side view thereof, the left side view being a mirror image of FIG. 6.

1 Claim, 4 Drawing Sheets

(56) **References Cited**

U.S. PATENT DOCUMENTS

- D575,696 S * 8/2008 Gale D12/169
- 7,481,487 B2 * 1/2009 Lau B60R 19/52
180/68.1
- D609,613 S * 2/2010 Okue D12/169
- 7,726,428 B2 * 6/2010 Kowalski B62D 25/084
180/68.4
- D619,514 S * 7/2010 Syouji D12/169
- D630,978 S * 1/2011 Koshino D12/169
- D640,614 S * 6/2011 Kumai D12/169
- D640,958 S * 7/2011 Yokoi D12/169
- D660,205 S * 5/2012 Hotta D12/169




Fig.1




Fig.2




Fig.3




Fig.4




Fig.5



Fig.6

