

US00D754565S

(12) **United States Design Patent**  
**Varga**

(10) **Patent No.:** **US D754,565 S**  
(45) **Date of Patent:** **\*\* Apr. 26, 2016**

(54) **MOTOR VEHICLE, TOY AND/OR REPLICA**

(71) Applicant: **Dr. Ing. h.c. F. Porsche**  
**Aktiengesellschaft, Stuttgart (DE)**

(72) Inventor: **Peter Varga, Pforzheim (DE)**

(73) Assignee: **Dr. Ing. h.c. F. Porsche**  
**Aktiengesellschaft, Stuttgart (DE)**

(\*\*) Term: **14 Years**

(21) Appl. No.: **29/499,038**

(22) Filed: **Aug. 11, 2014**

(30) **Foreign Application Priority Data**

Feb. 11, 2014 (DE) ..... 40 2014 100 110

(51) **LOC (10) Cl.** ..... **12-08**

(52) **U.S. Cl.**  
USPC ..... **D12/92**

(58) **Field of Classification Search**  
USPC ..... D12/86, 90-92; D21/421, 433, 434;  
296/181.1, 181.5

CPC ..... B62D 35/00; B62D 25/00; B62D 25/06;  
B62D 25/08; B62D 33/00

See application file for complete search history.

(56) **References Cited**

**U.S. PATENT DOCUMENTS**

D356,757 S 3/1995 Lagaay  
D431,796 S 10/2000 Lagaay  
D515,461 S 2/2006 Lai  
D528,056 S 9/2006 Lai

D593,906 S 6/2009 Borkert  
D605,981 S 12/2009 Larson  
D651,944 S \* 1/2012 Steinmetz ..... D12/92  
D659,593 S 5/2012 Robinson  
D661,228 S \* 6/2012 Armbruster ..... D12/92  
D663,239 S \* 7/2012 Saracoglu ..... D12/92  
D701,146 S \* 3/2014 Varga ..... D12/92  
D704,099 S \* 5/2014 Varga ..... D12/92  
D704,596 S \* 5/2014 Saracoglu ..... D12/92  
D705,131 S \* 5/2014 Larson ..... D12/92  
D718,663 S \* 12/2014 Robinson ..... D12/92  
D718,664 S \* 12/2014 Robinson ..... D12/92  
D719,066 S \* 12/2014 Schramm ..... D12/92

\* cited by examiner

*Primary Examiner* — Melody N Brown

(74) *Attorney, Agent, or Firm* — RatnerPrestia

(57) **CLAIM**

The ornamental design for a motor vehicle, toy and/or replica, as shown and described.

**DESCRIPTION**

FIG. 1 is a front perspective view of a motor vehicle, toy and/or replica;

FIG. 2 is a rear perspective view thereof;

FIG. 3 is a left side elevation view thereof, the right side being substantially a mirror image;


FIG. 4 is a front elevation view thereof;

FIG. 5 is a rear elevation view thereof; and,

FIG. 6 is a top plan view thereof.

The broken line showing of the motor vehicle, toy and/or replica is for the purpose of illustrating portions of the motor vehicle, toy and/or replica and forms no part of the claimed design.

**1 Claim, 5 Drawing Sheets**



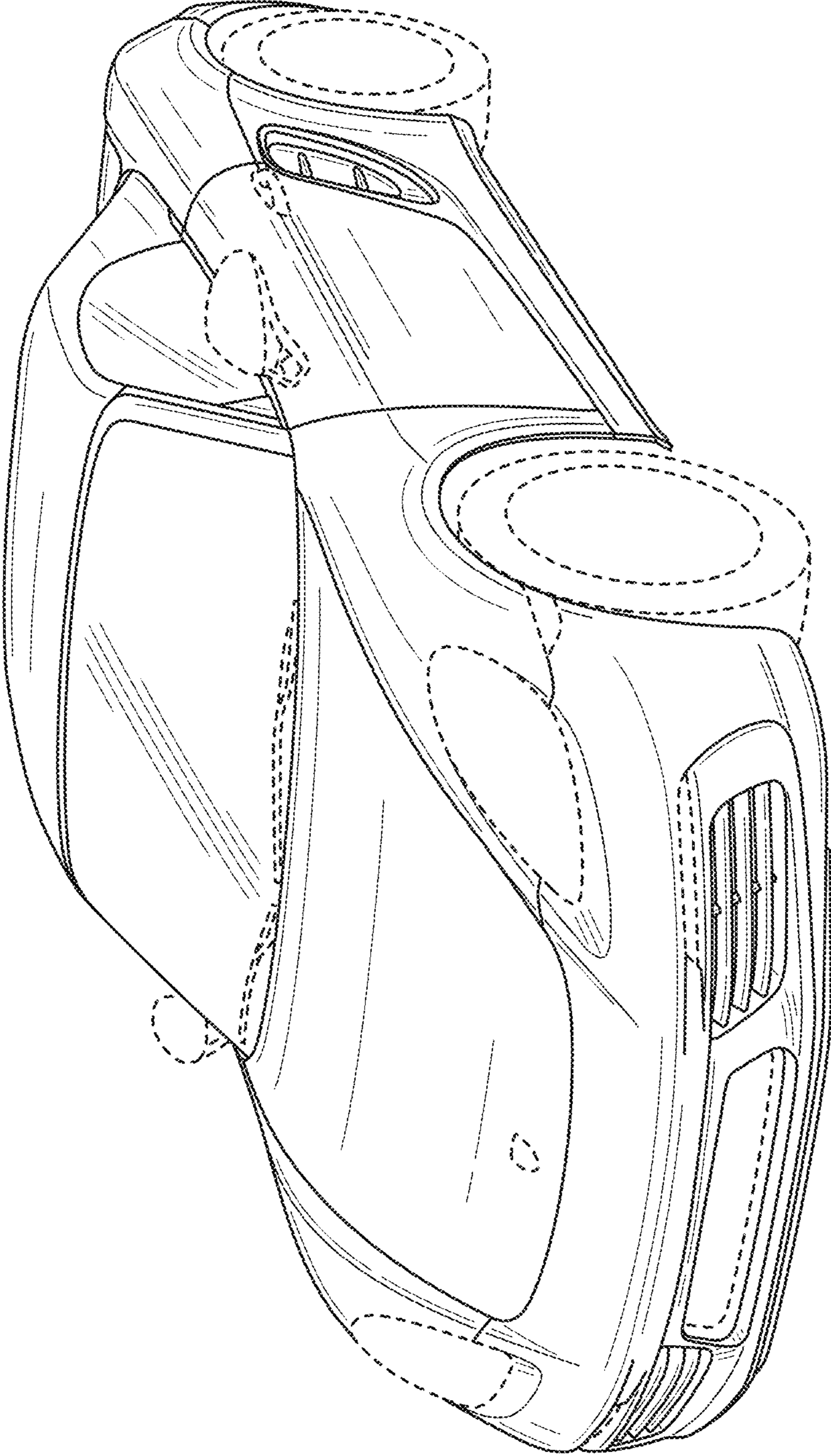


FIG. 1



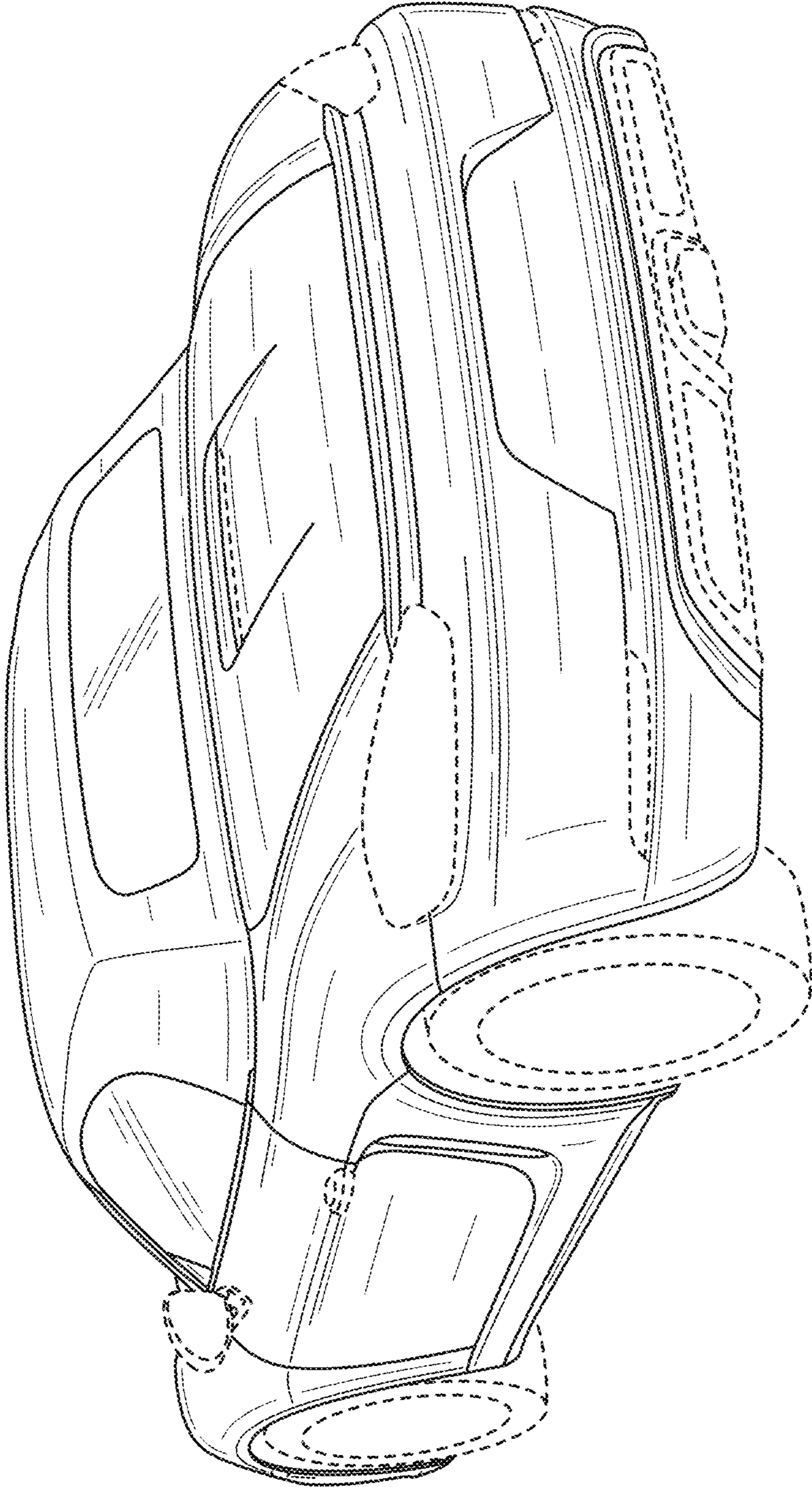


FIG. 2

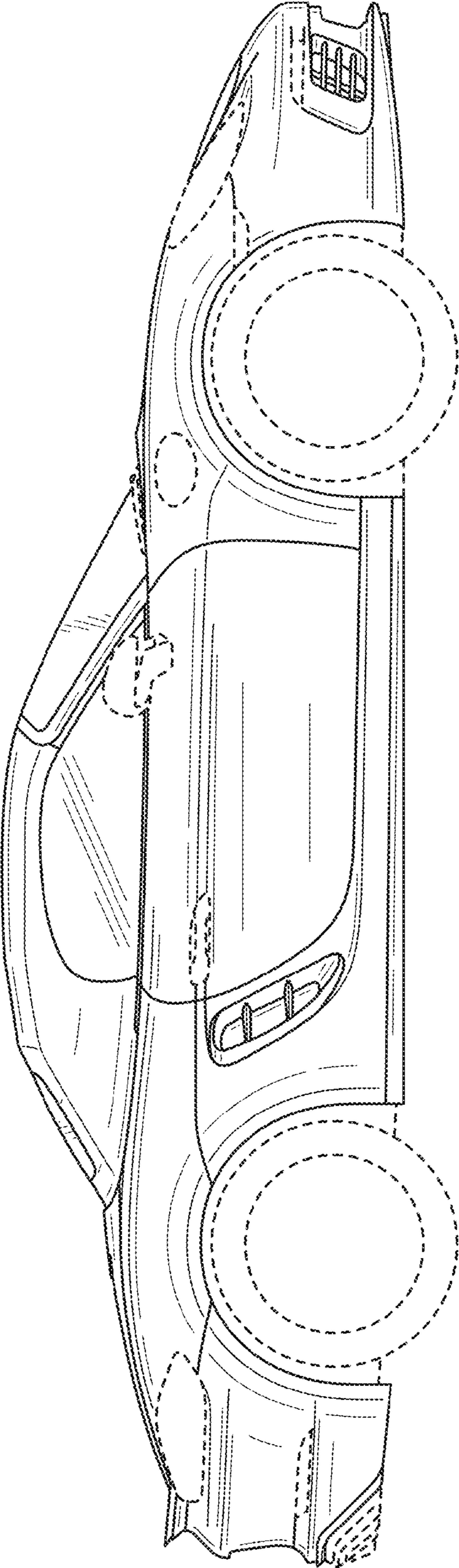


FIG. 3

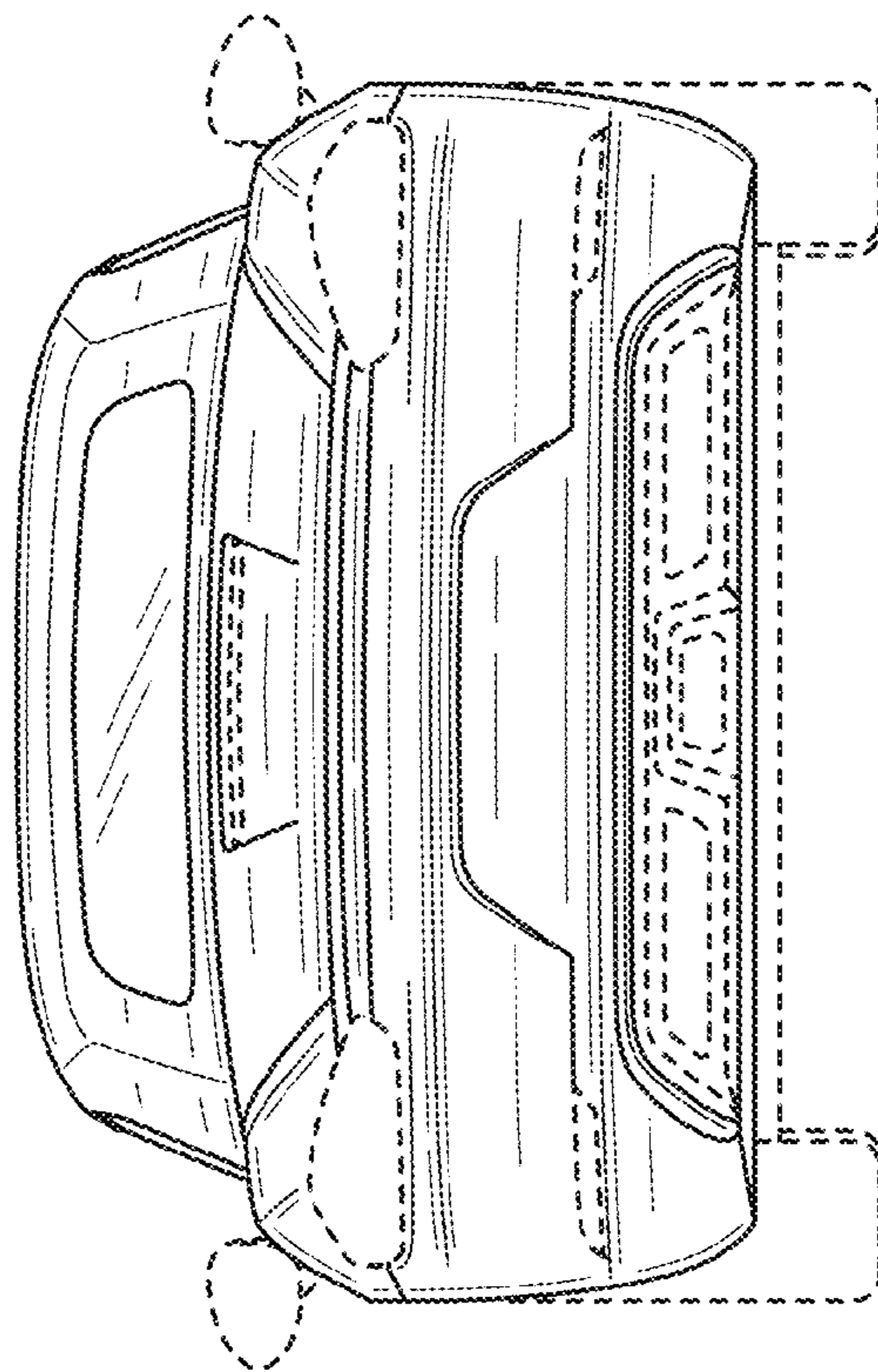


FIG. 4

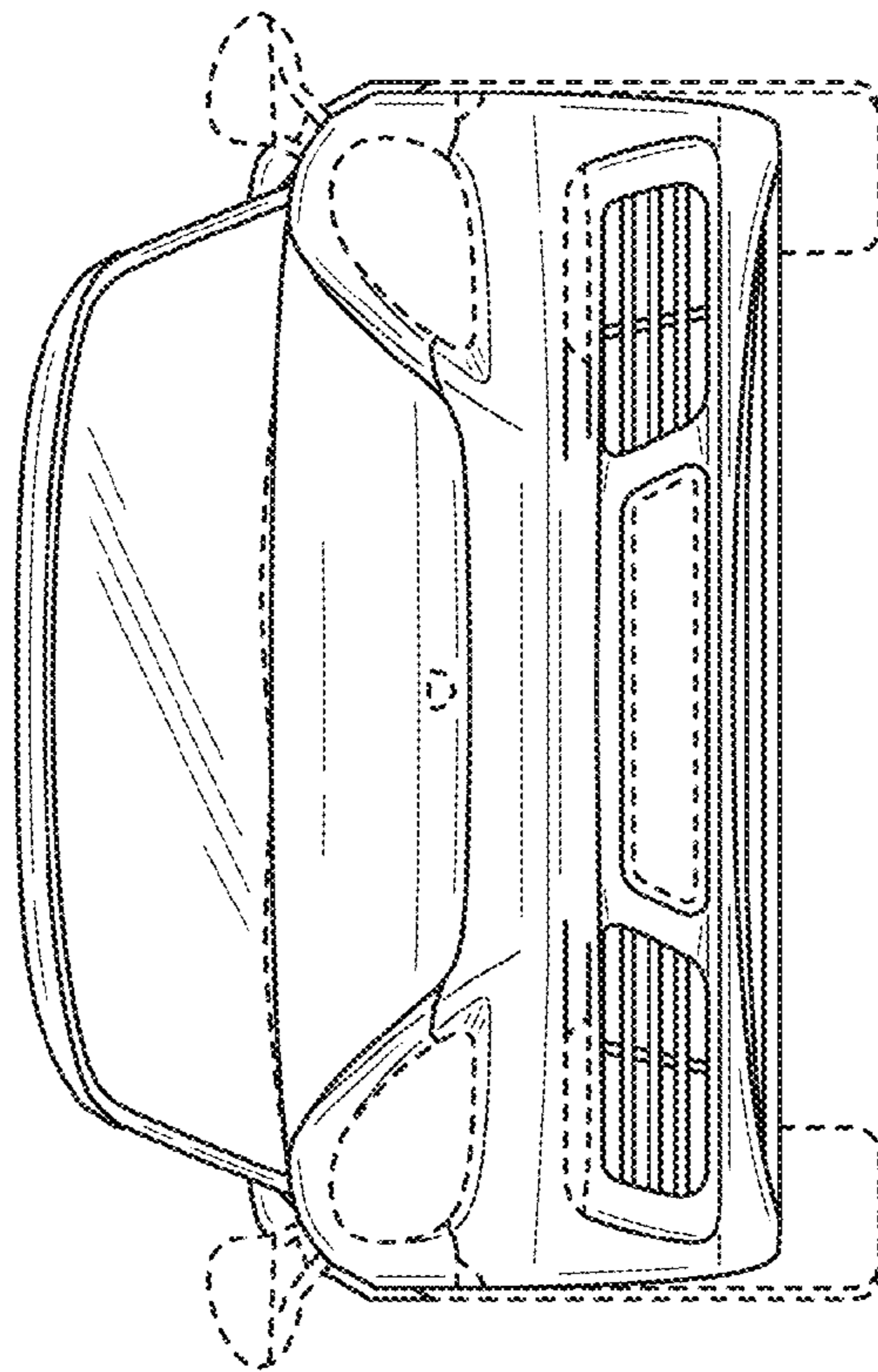


FIG. 5



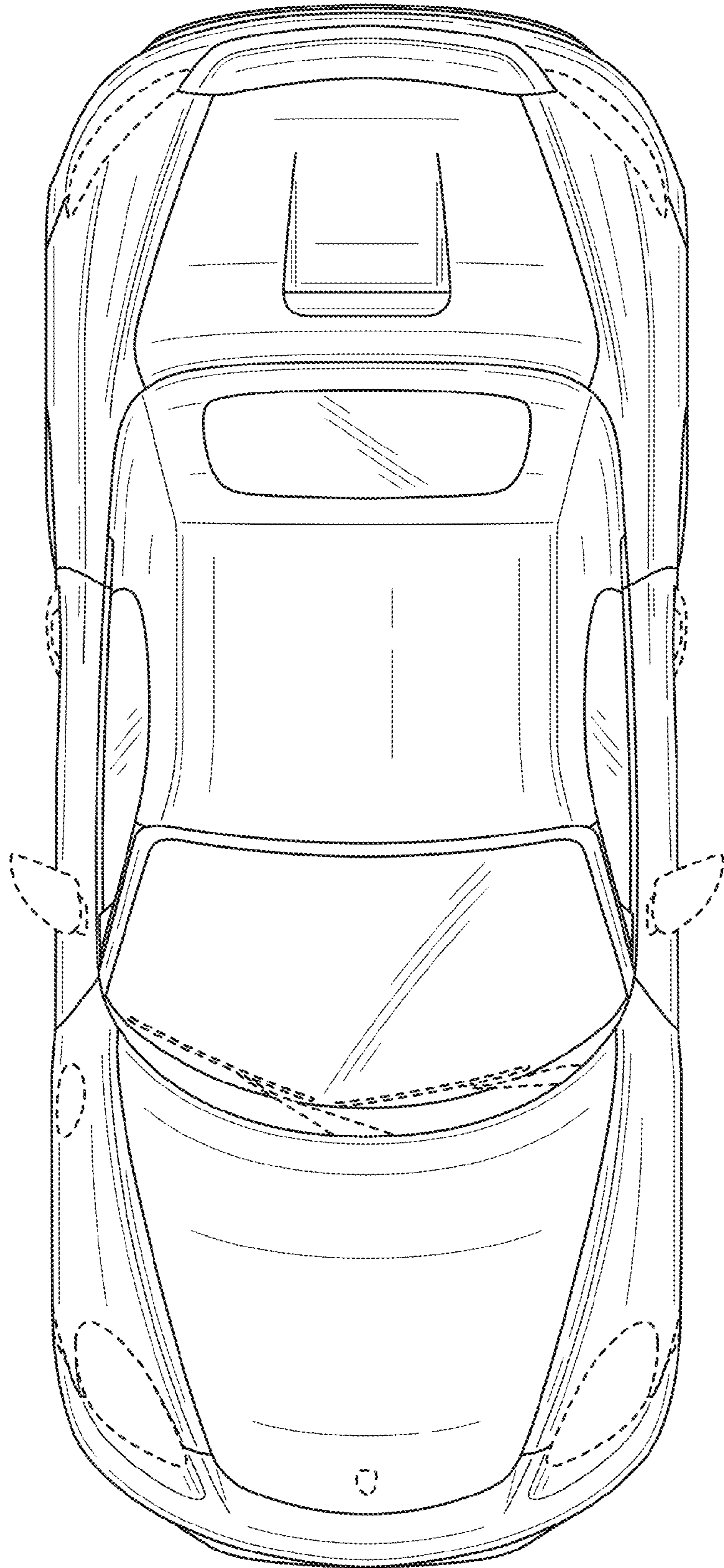


FIG. 6