



US00D754550S

(12) **United States Design Patent**
Izuka

(10) **Patent No.:** **US D754,550 S**
(45) **Date of Patent:** **** Apr. 26, 2016**

- (54) **WRIST WATCH CASE**
- (71) Applicants: **CITIZEN HOLDINGS CO., LTD.**,
Tokyo (JP); **CITIZEN WATCH CO., LTD.**,
Tokyo (JP)
- (72) Inventor: **Takashi Izuka**, Tokyo (JP)
- (73) Assignees: **CITIZEN HOLDINGS CO., LTD.**,
Tokyo (JP); **CITIZEN WATCH CO., LTD.**,
Tokyo (JP)
- (**) Term: **14 Years**
- (21) Appl. No.: **29/485,973**
- (22) Filed: **Mar. 25, 2014**
- (51) **LOC (10) Cl.** **10-02**
- (52) **U.S. Cl.**
USPC **D10/38; D10/30**
- (58) **Field of Classification Search**
USPC **D10/30-39, 1-29, 122-132**
CPC **G04B 19/00; G04B 37/00; G04B 37/0008;**
G04B 37/0058; G04B 39/00; G04B 45/00;
G04B 45/0069; G04B 45/0076
See application file for complete search history.

- D479,135 S * 9/2003 Emmenegger D10/30
- D497,109 S * 10/2004 Itsubo D10/30
- D523,357 S * 6/2006 Kummer D10/38
- D577,303 S * 9/2008 Lalo D10/122
- D582,793 S * 12/2008 Lalo D10/38
- D591,180 S * 4/2009 Monachon D10/39
- D684,485 S * 6/2013 Padron D10/39
- D705,669 S * 5/2014 Emmenegger et al. D10/32

* cited by examiner

Primary Examiner — Martie K Holtje
(74) *Attorney, Agent, or Firm* — RatnerPrestia

(57) **CLAIM**
The ornamental design for a wrist watch case, as shown and described.

DESCRIPTION

FIG. 1 is a right front perspective view of a wrist watch case showing my new design;
 FIG. 2 is a front elevational view thereof, drawn to a reduced scale;
 FIG. 3 is a left side elevational view thereof, drawn to the scale of FIG. 2;
 FIG. 4 is a right side elevational view thereof, drawn to the scale of FIG. 2;
 FIG. 5 is a rear elevational view thereof, drawn to the scale of FIG. 2;
 FIG. 6 is a top plan view thereof, drawn to the scale of FIG. 2; and,
 FIG. 7 is a bottom plan view thereof, drawn to the scale of FIG. 2.
 The elements depicted by broken lines in FIG. 5 have been shown for the purpose of illustrating portions of the wrist watch case that form no part of the claimed design.

- (56) **References Cited**
U.S. PATENT DOCUMENTS
D278,605 S * 4/1985 Didisheim D10/39
4,945,523 A * 7/1990 Lam 368/285
D435,459 S * 12/2000 Sakamaki D10/30
D451,405 S * 12/2001 Yoshikawa et al. D10/30
D451,820 S * 12/2001 Sugisawa D10/30
D459,236 S * 6/2002 Haquet D10/30

1 Claim, 4 Drawing Sheets

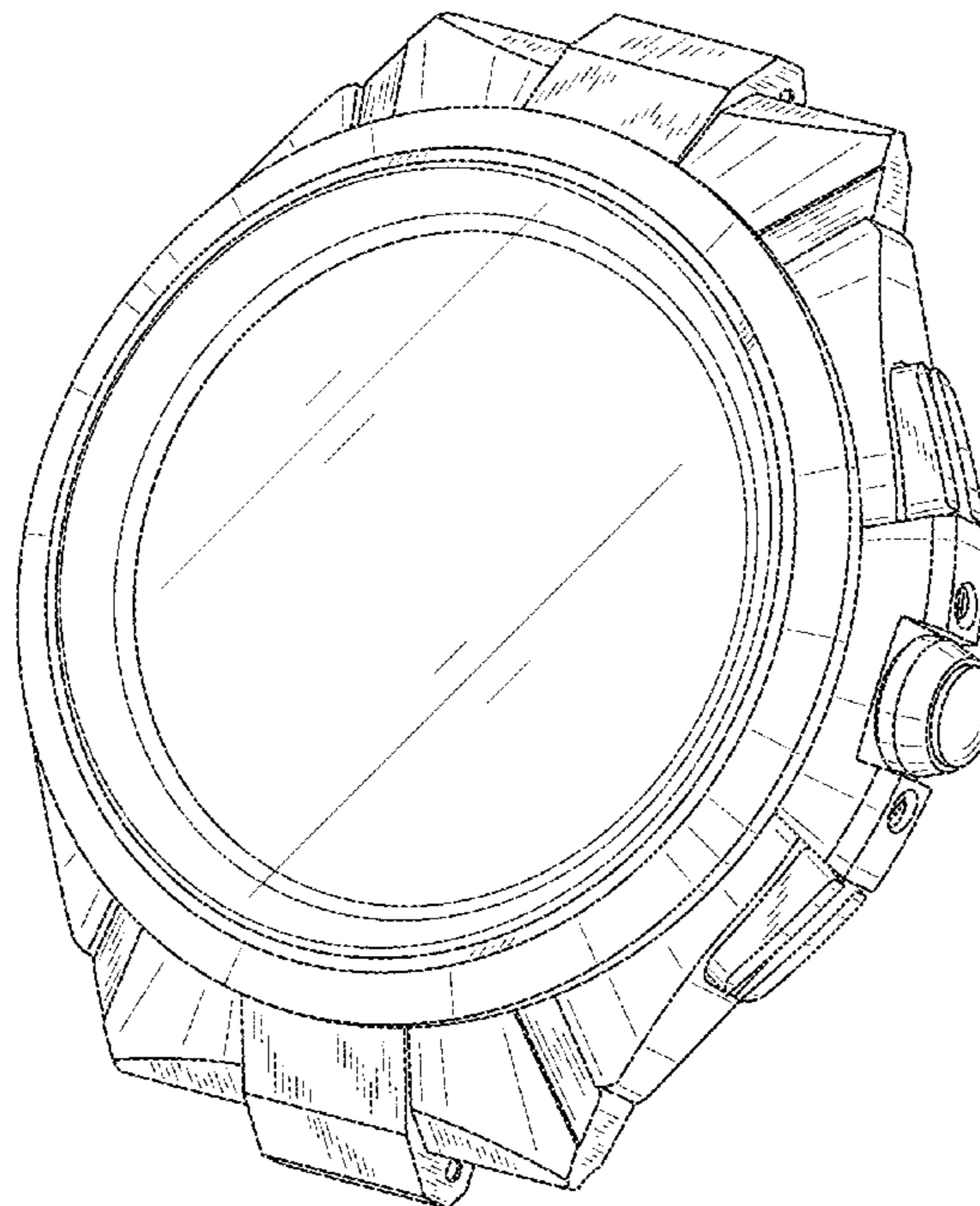


FIG. 1

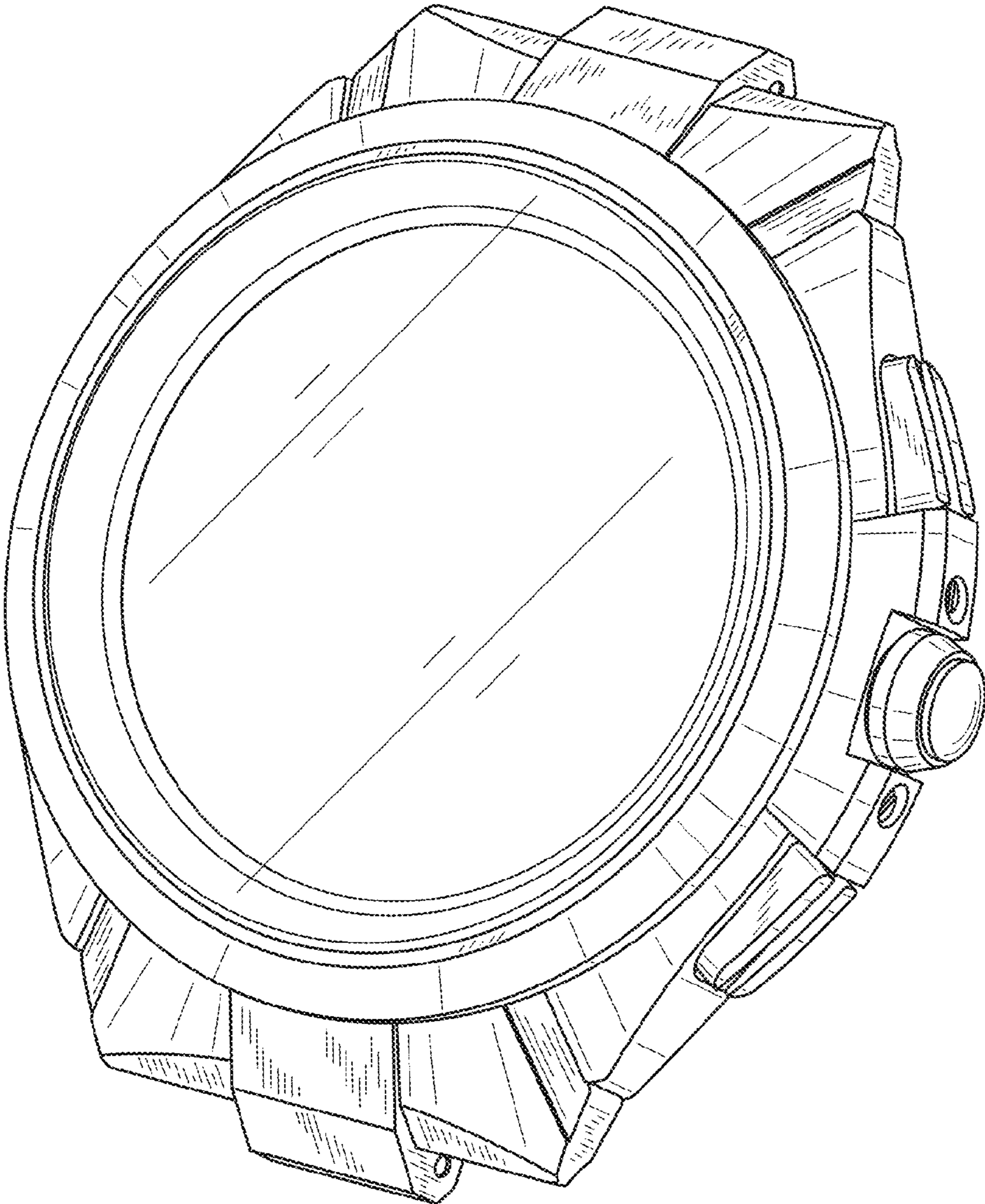


FIG. 2




FIG. 3

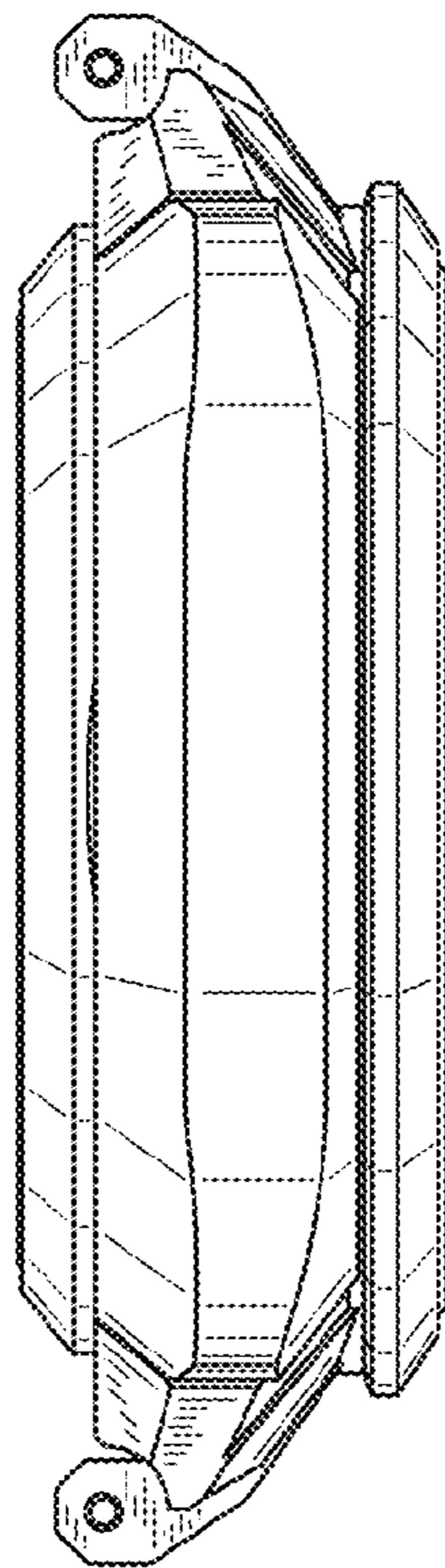


FIG. 4

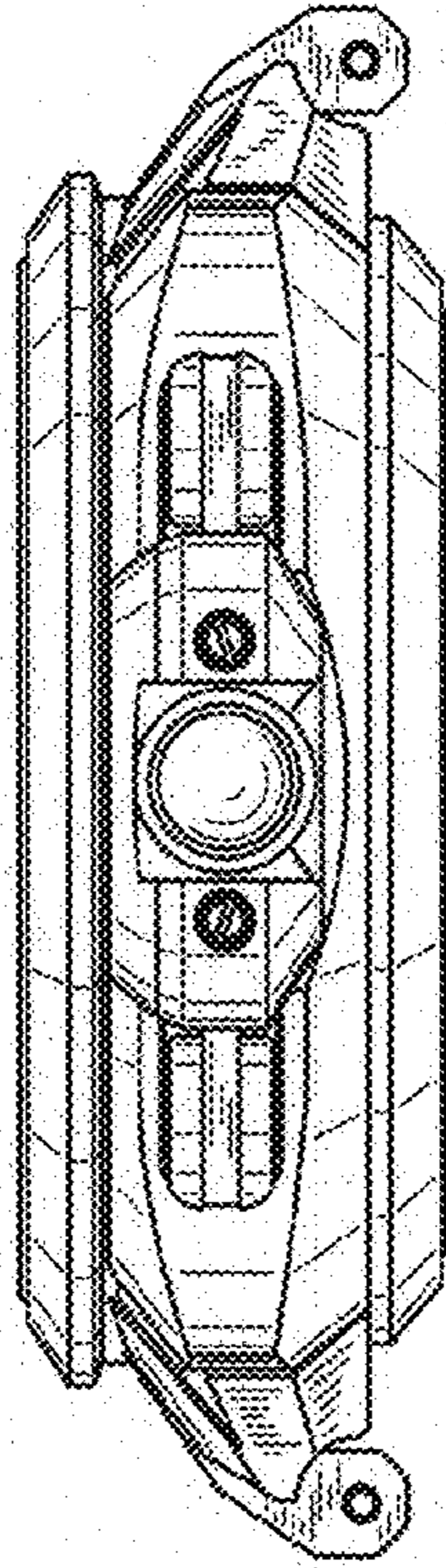


FIG. 5

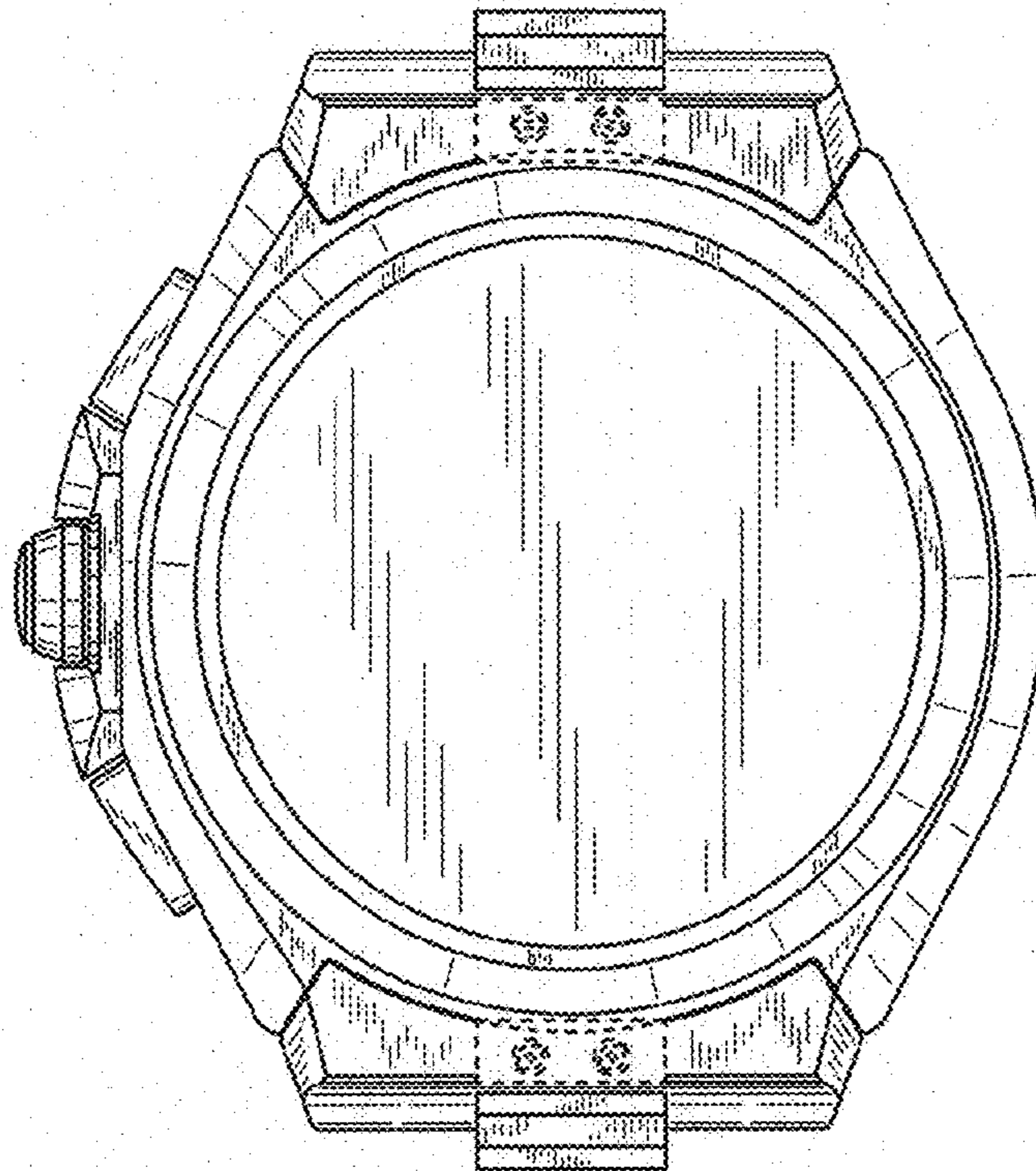


FIG. 6

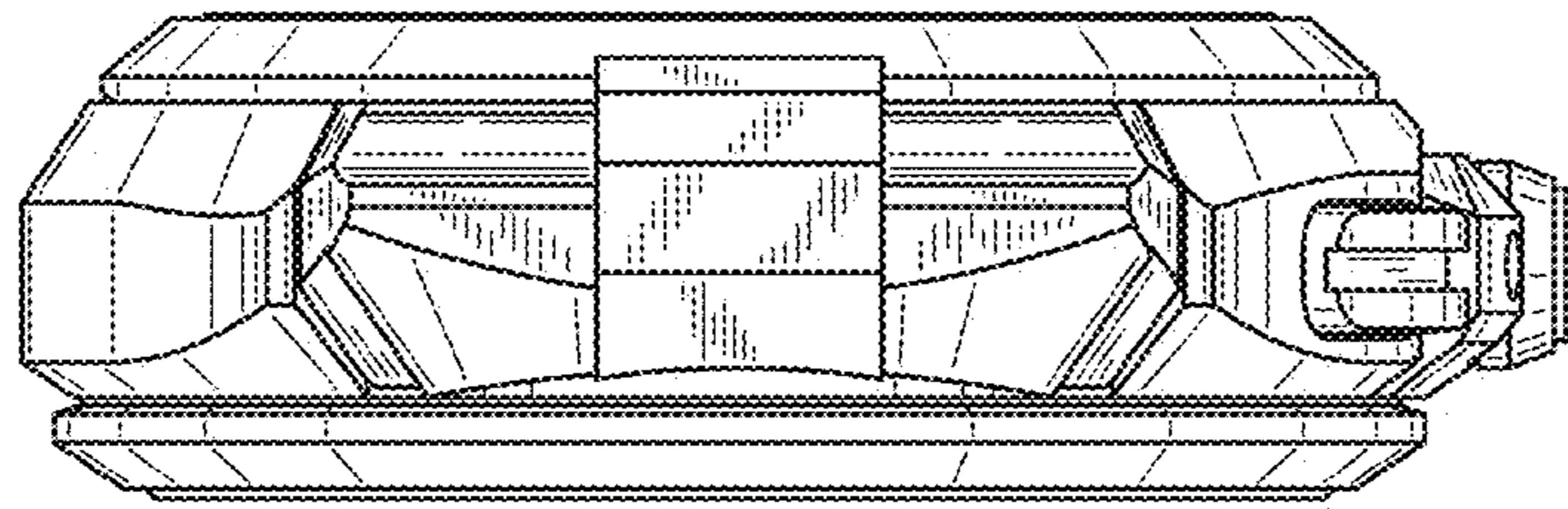


FIG. 7

