



US00D754527S

(12) **United States Design Patent**
Green et al.

(10) **Patent No.:** **US D754,527 S**
(45) **Date of Patent:** **** Apr. 26, 2016**

(54) **WALL HANGER**
(71) Applicant: **RBMARK, INC.**, Wilmington, DE (US)
(72) Inventors: **Roy Green**, Philadelphia, PA (US);
Anthony Barrilli, Hatfield, PA (US);
Brian Murphy, Newtown, PA (US)
(73) Assignee: **RB Distribution, Inc.**, Colmar, PA (US)
(**) Term: **14 Years**

D474,106 S * 5/2003 Weck D11/133
D514,142 S * 1/2006 Olsen et al. D15/139
D559,091 S * 1/2008 Skorka D8/373
D589,330 S * 3/2009 Weck D8/367
D604,597 S * 11/2009 Fernandez D8/381
D604,598 S * 11/2009 Fernandez D8/381
D616,286 S * 5/2010 Foresman D8/354
D653,523 S * 2/2012 Wackwitz et al. D8/354
D666,444 S * 9/2012 Tharp et al. D6/567
D666,445 S * 9/2012 Tharp et al. D6/567
D666,473 S * 9/2012 Despotellis D8/354
D666,474 S * 9/2012 Despotellis D8/354

(Continued)

(21) Appl. No.: **29/454,782**
(22) Filed: **May 14, 2013**
(51) **LOC (10) Cl.** **08-05**
(52) **U.S. Cl.**
USPC **D8/372**; D8/373; D8/349; D8/354
(58) **Field of Classification Search**
USPC D8/14, 16, 18, 19, 71, 349, 354, 373,
D8/380, 381, 499, 372; D6/300, 320, 323,
D6/328, 553, 567; D11/132, 95
CPC A47G 1/16; A47G 29/00; A47G 25/06;
A47G 25/10; A47G 25/0635; A47G 25/746;
A47G 1/1633; A47G 35/00; A47G 1/20;
F16B 45/00
See application file for complete search history.

OTHER PUBLICATIONS

Silver and Gold Diamond Plaques | Gold Plate Diamond Plaque, image post date unknown, site visited on Dec. 1, 2015 (online), <https://www.crownawards.com/StoreFront/PLDMG7.ALL.Plaques.Gold_Plate_Diamond_Plaque.prod>.*

Primary Examiner — Sheryl Lane
Assistant Examiner — Ieisha Price
(74) *Attorney, Agent, or Firm* — Volpe and Koenig, P.C.

(57) **CLAIM**
The ornamental design for wall hanger, as shown and described.

DESCRIPTION

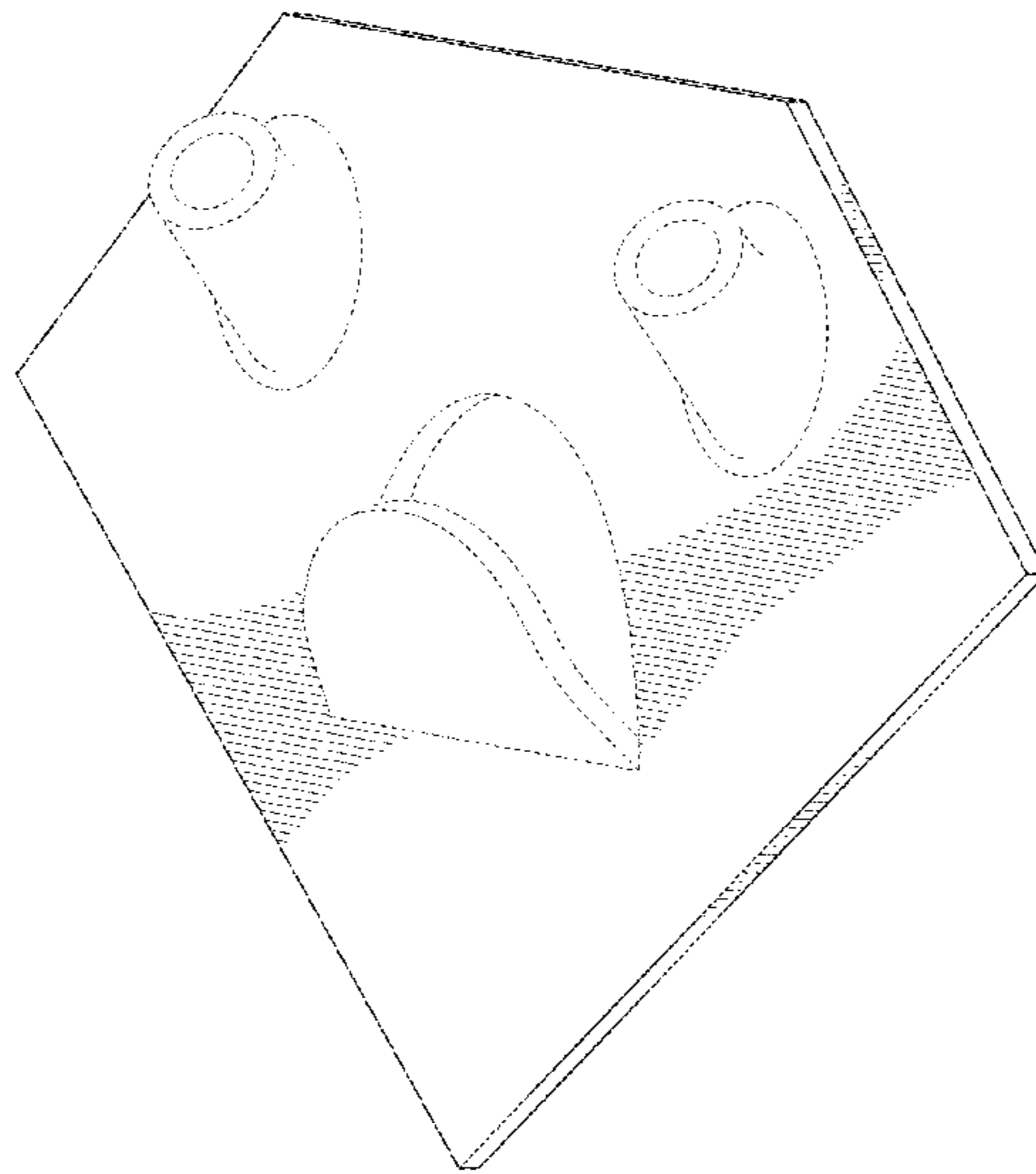
FIG. 1 is a front perspective of a wall hanger according to the invention;
FIG. 2 is a front elevation of the wall hanger of FIG. 1;
FIG. 3 is a rear elevation of the wall hanger of FIG. 1;
FIG. 4 is a right side elevation of the wall hanger of FIG. 1;
FIG. 5 is a left side elevation of the wall hanger of FIG. 1;
FIG. 6 is a top plan view of the wall hanger of FIG. 1; and
FIG. 7 is a bottom plan view of the wall hanger of FIG. 1.
The broken lines in the drawings illustrate portions of the wall hanger and form no part of the claimed design.

1 Claim, 5 Drawing Sheets

(56) **References Cited**

U.S. PATENT DOCUMENTS

D242,524 S * 11/1976 Washburn D6/323
4,094,490 A * 6/1978 Einhorn F16B 15/00
248/304
4,669,169 A * 6/1987 Hogg A47F 5/0823
29/432
4,708,552 A * 11/1987 Bustos F16B 13/126
248/231.91
D306,385 S * 3/1990 Alexander D6/552
6,095,465 A * 8/2000 Weck A47G 1/17
248/205.3
D461,397 S * 8/2002 Weck D8/367



(56)

References Cited

U.S. PATENT DOCUMENTS

D666,895 S * 9/2012 Despotellis D8/354
D717,157 S * 11/2014 Widdows et al. D8/356
D723,355 S * 3/2015 Federspiel D8/354
2003/0085331 A1* 5/2003 Weck A47G 1/20
248/475.1
2007/0194202 A1* 8/2007 Lamotta A47G 1/22
248/475.1

2007/0295879 A1* 12/2007 Wong A47G 1/20
248/475.1
2010/0213333 A1* 8/2010 Mejia A47G 1/20
248/220.21
2010/0294910 A1* 11/2010 Grant Orsini A47G 1/20
248/475.1
2011/0012006 A1* 1/2011 Serio A47G 1/20
248/467
2015/0108304 A1* 4/2015 Larsen Roldan 248/216.1

* cited by examiner

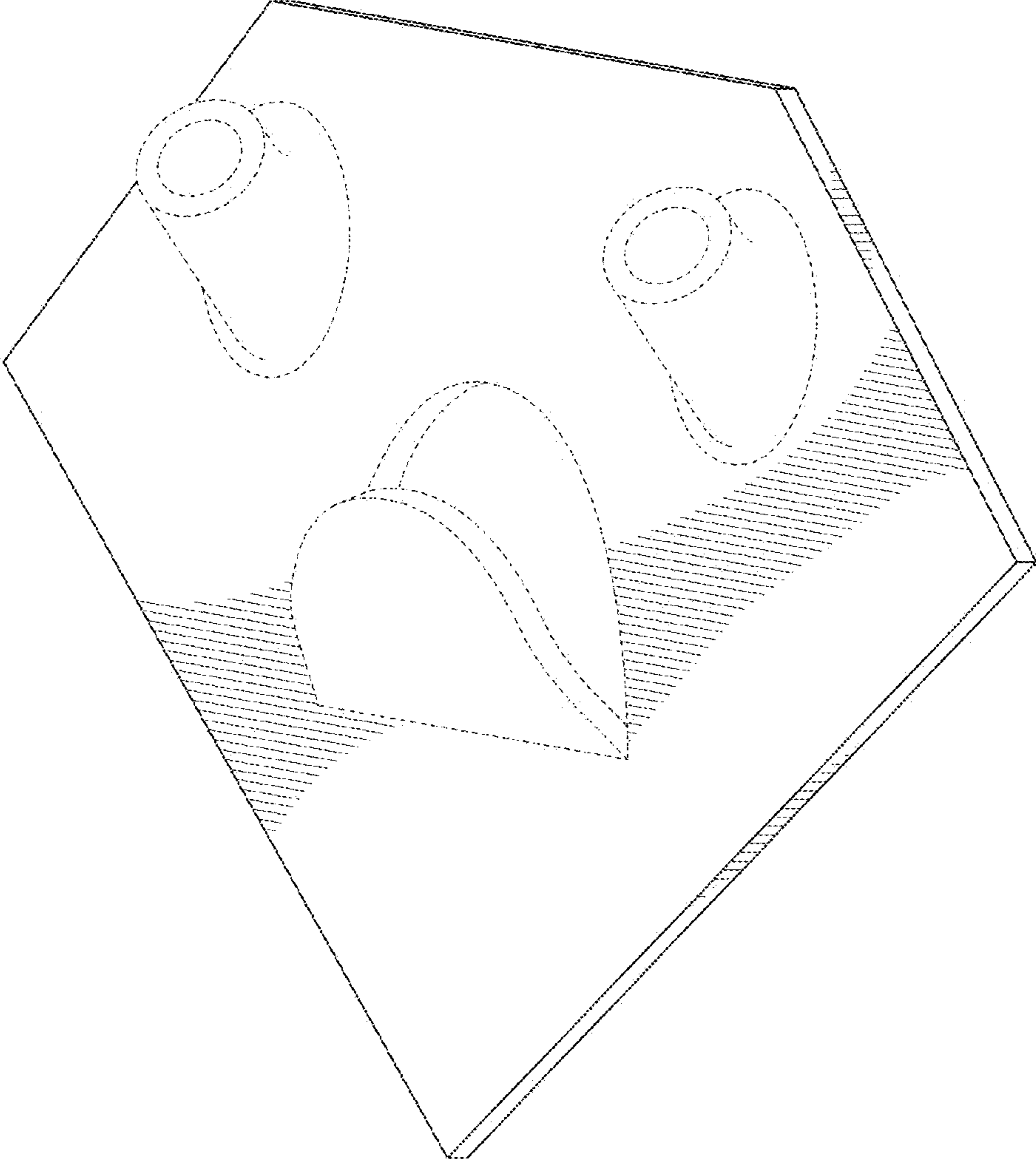


FIG. 1

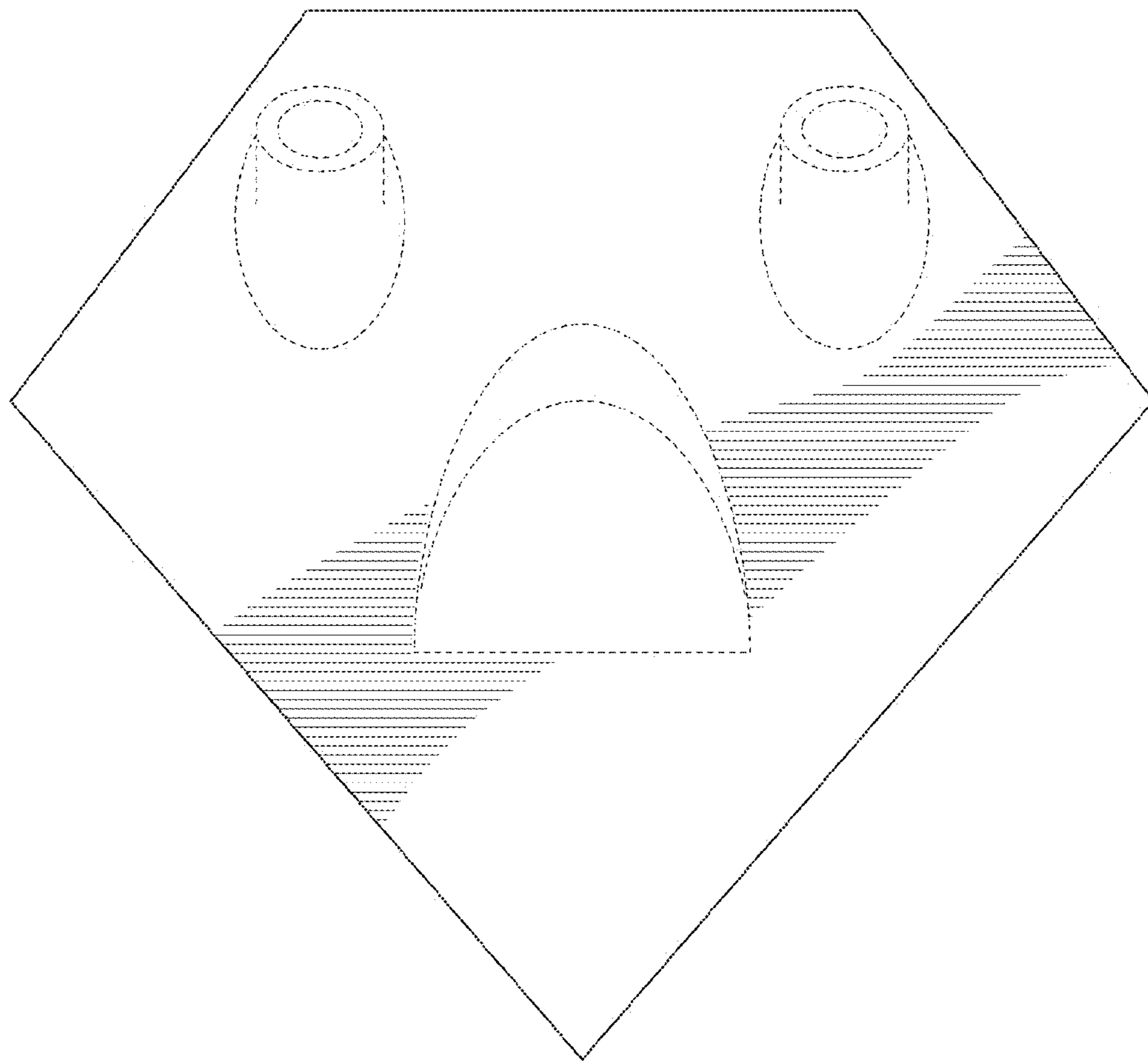


FIG. 2

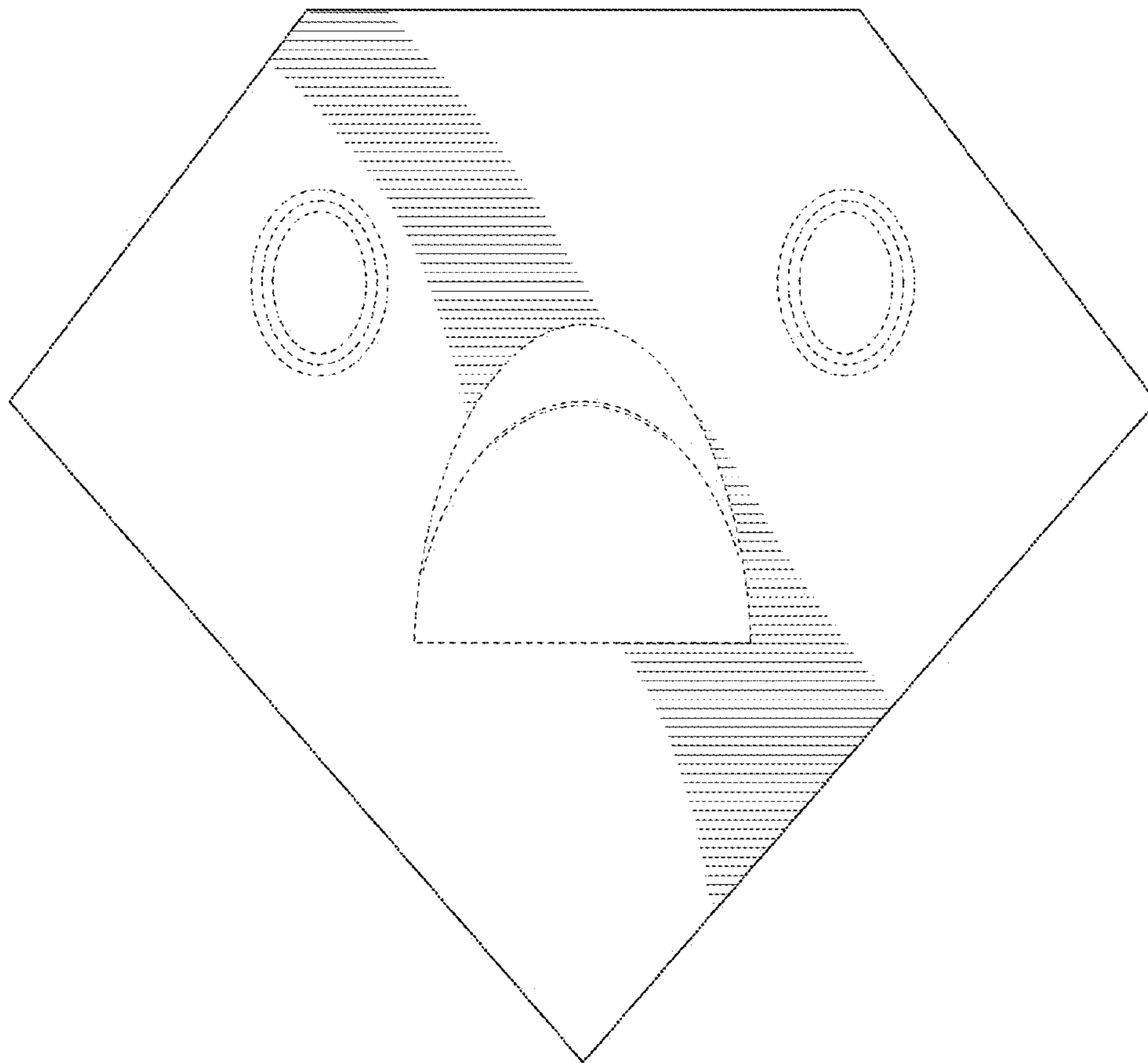


FIG. 3

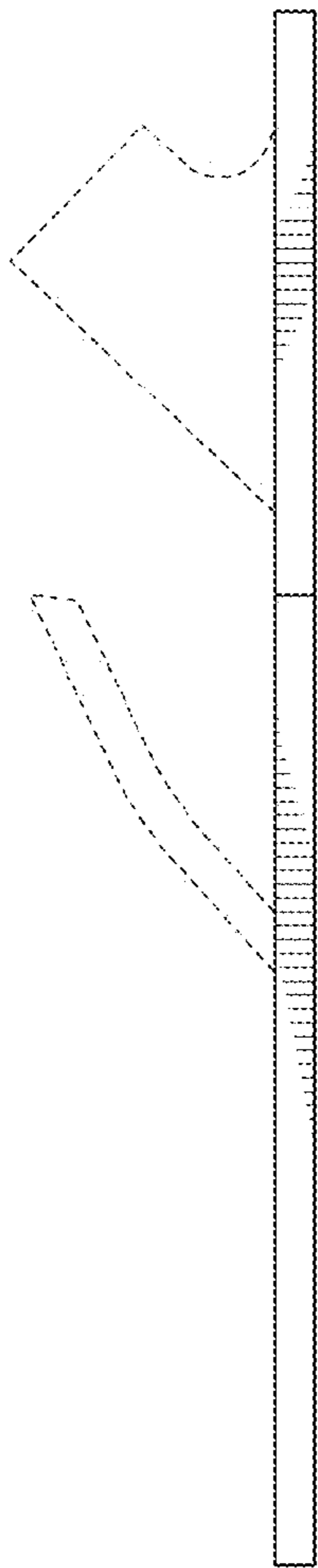


FIG. 4

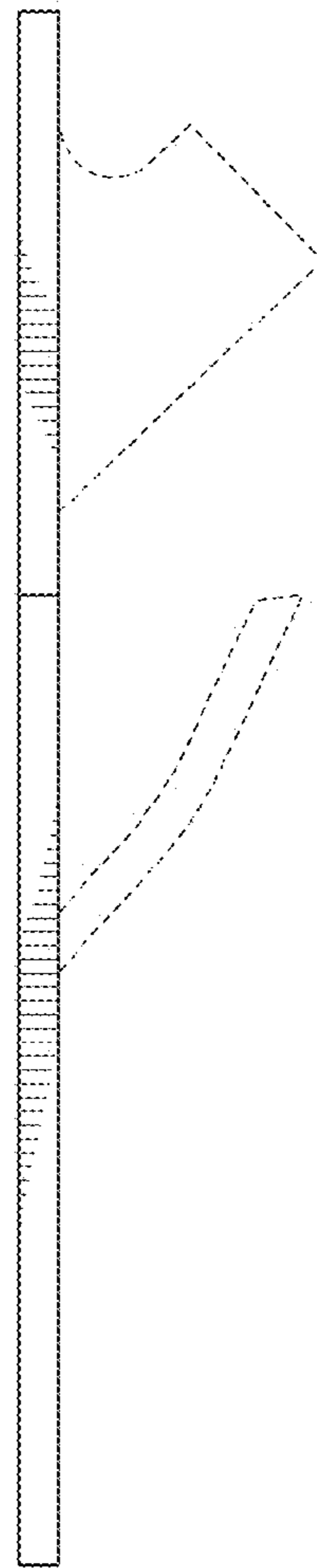


FIG. 5

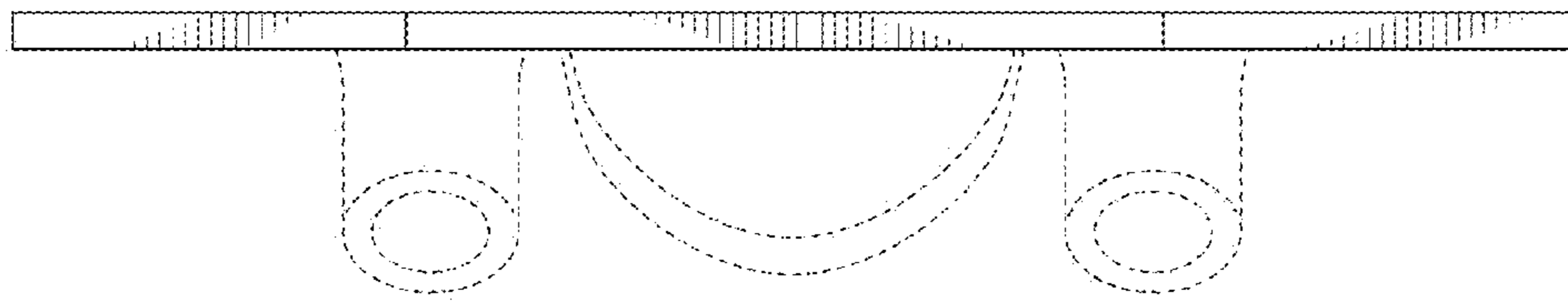


FIG. 6

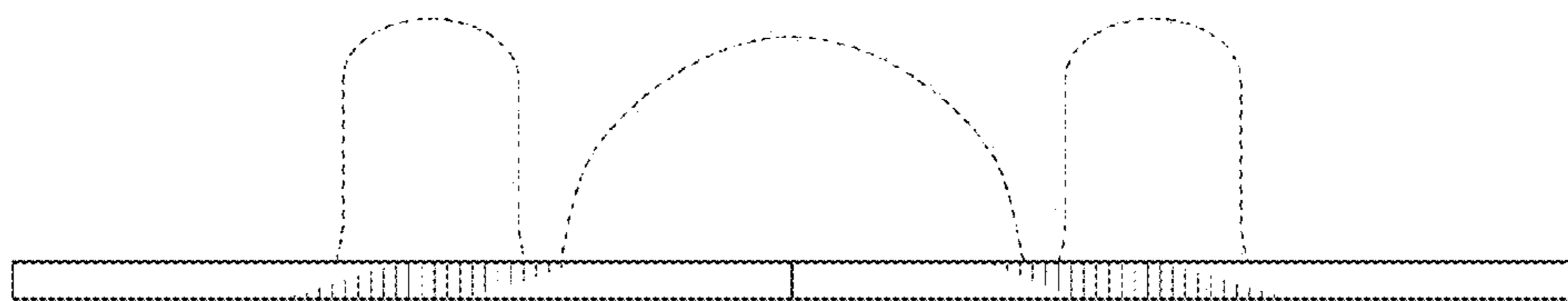


FIG. 7