



US00D754508S

(12) **United States Design Patent**
Yanoo

(10) **Patent No.:** **US D754,508 S**
(45) **Date of Patent:** **** Apr. 26, 2016**

- (54) **GUIDE BAR FOR CHAIN SAW**
- (71) Applicant: **Suehiro Seiko Kabushiki Kaisha**,
Miki-shi, Hyogo (JP)
- (72) Inventor: **Akihito Yanoo**, Miki (JP)
- (73) Assignee: **Suehiro Seiko Kabushiki Kaisha**,
Miki-shi (JP)

- (**) Term: **14 Years**
- (21) Appl. No.: **29/514,908**
- (22) Filed: **Jan. 16, 2015**

- (30) **Foreign Application Priority Data**
Jul. 16, 2014 (JP) 2014-015517
- (51) **LOC (10) Cl.** **08-03**
- (52) **U.S. Cl.**
USPC **D8/65**
- (58) **Field of Classification Search**
USPC D8/65, 7, 8, 9, 70, 66, 67, 62, 63, 64,
D8/61, 91; 30/386, 383, 382, 371, 123,
30/381; 125/21; D21/532; 83/832, 833,
83/834; 123/185.3; D15/138
CPC B23D 57/02; B23D 57/023; B23D 59/007;
B27B 33/02; B27B 33/14; B27B 33/145;
B27B 1/02; B27B 17/02; B27B 17/025;
F02N 3/02
See application file for complete search history.

- (56) **References Cited**
U.S. PATENT DOCUMENTS
3,301,283 A * 1/1967 Merz B27B 17/02
30/384
3,949,475 A * 4/1976 Tokarz B27B 17/02
30/387

(Continued)

- FOREIGN PATENT DOCUMENTS**
JP 298588 S 9/1969
JP 518379 S 12/1979

(Continued)

Primary Examiner — Austin Murphy
(74) *Attorney, Agent, or Firm* — Alleman Hall McCoy
Russell & Tuttle LLP

(57) **CLAIM**
The ornamental design for a guide bar for chain saw, as shown
and described.

DESCRIPTION

FIG. 1 is a front view of an ornamental design for a guide bar for chain saw showing my new design.
FIG. 2 is a plan view thereof.
FIG. 3 is a left side view thereof.
FIG. 4 is a right side view thereof.
FIG. 5 is a front view of a proximal-end-side member thereof.
FIG. 6 is a plan view of the proximal-end-side member.
FIG. 7 is a left side view of the proximal-end-side member.
FIG. 8 is a right side view of the proximal-end-side member.
FIG. 9 is an A-A sectional view thereof.
FIG. 10 is a B-B sectional view thereof.
FIG. 11 is an enlarged right side view of the proximal-end-side member; and,
FIG. 12 is an enlarged A-A sectional view thereof.
The present article has a distal-end-side member and a proximal-end-side member. The distal-end-side member and the proximal-end-side member are configured to be engageable with each other.
The back view of the present article is omitted since the back view and the front view of the present article are symmetrically depicted. The bottom view of the present article is omitted since the bottom view and the plan view of the present article are the same. The back view of the proximal-end-side member is omitted since the back view and the front view of the proximal-end-side member are symmetrically depicted. The bottom view of the proximal-end-side member is omitted since the bottom view and the plan view of the proximal-end-side member are the same. A portion drawn with a solid line is a portion for which design registration as a partial design is sought. A dashed-dotted line only indicates a boundary between the portion for which design registration as a partial design is sought and the other portion. The portion for which design registration as a partial design is sought is specified in a manner including the use of an A-A sectional view, a B-B sectional view, and an enlarged A-A sectional view.

1 Claim, 6 Drawing Sheets



(56)

References Cited

U.S. PATENT DOCUMENTS

3,955,279 A * 5/1976 Pierson B27B 17/025
30/384
3,987,544 A * 10/1976 Gibson B27B 17/025
30/384
4,138,813 A * 2/1979 Harada B27B 17/025
30/387
4,259,783 A * 4/1981 Scott-Jackson B27B 17/04
30/384
4,321,750 A * 3/1982 Sugihara B27B 17/12
30/384
4,381,606 A * 5/1983 Ekrud B27B 17/025
30/387
4,489,493 A * 12/1984 Tsumura B27B 17/025
30/387
4,651,424 A * 3/1987 Yamada B27B 17/025
30/383
4,693,007 A * 9/1987 Apfel B27B 17/025
30/383
4,837,934 A 6/1989 Krohn
4,924,577 A * 5/1990 Leini B27B 17/025
30/383
5,025,561 A 6/1991 Sugihara et al.
5,035,058 A * 7/1991 Date B27B 17/12
30/383
5,056,224 A * 10/1991 Seigneur B27B 17/12
144/34.1
5,249,363 A * 10/1993 Mitrega B27B 17/025
30/387

5,471,751 A * 12/1995 Ball B27B 17/025
30/383
5,669,140 A 9/1997 Tsumura
5,842,279 A * 12/1998 Andress B27B 17/025
30/383
6,219,921 B1 * 4/2001 Pettersson B27B 17/02
30/123.4
6,317,989 B1 * 11/2001 Forsberg B27B 17/08
30/384
6,397,475 B1 6/2002 Pettersson et al.
6,427,342 B1 8/2002 Breitbarth et al.
6,612,037 B2 9/2003 Carro et al.
6,619,171 B2 9/2003 Wade et al.
6,964,101 B2 11/2005 Graves et al.
7,818,886 B1 * 10/2010 Grindstaff B27B 17/02
30/383
D648,200 S * 11/2011 Seigneur D8/65
D717,149 S * 11/2014 Tinius D8/70
D731,276 S * 6/2015 Patterson D8/65
D740,096 S * 10/2015 Schamberg D8/65

FOREIGN PATENT DOCUMENTS

JP 639950 S 11/1984
JP 767741 S 8/1989
JP 395201 U 9/1991
JP 767741 S 2/1995
JP 08005771 Y 2/1996
JP H0880501 A 3/1996
JP 2502986 Y 6/1996

* cited by examiner




FIG. 1

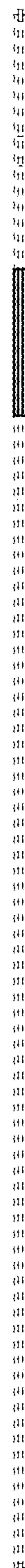


FIG. 2

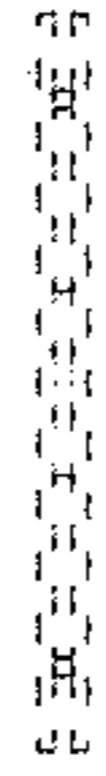


FIG. 3

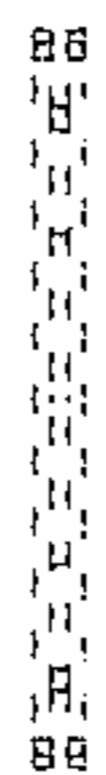


FIG. 4

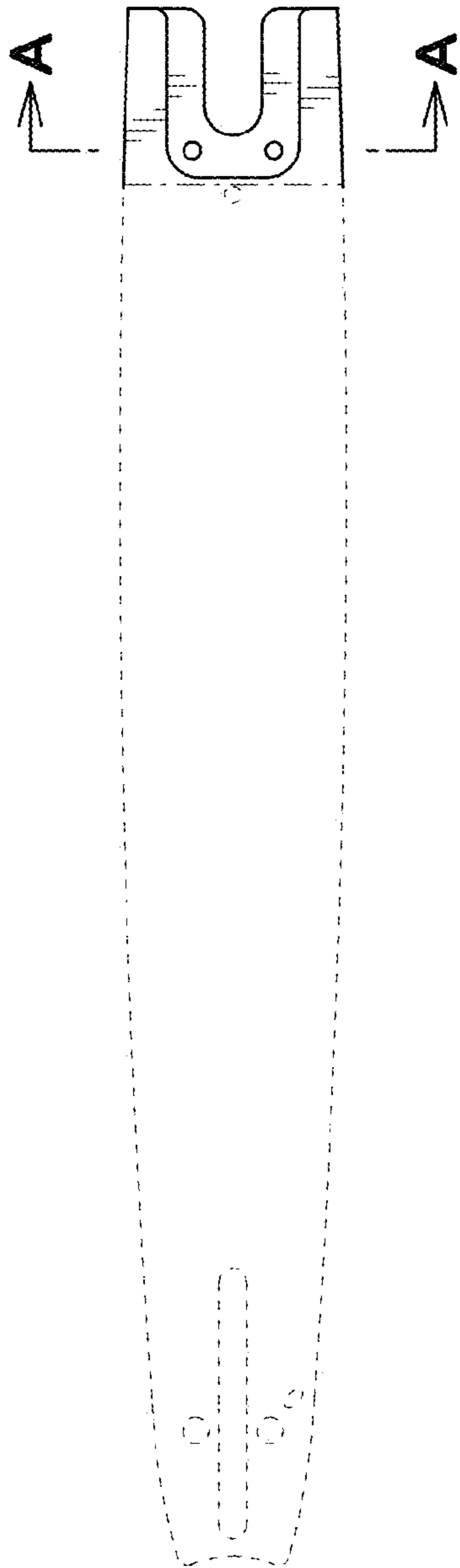


FIG. 5

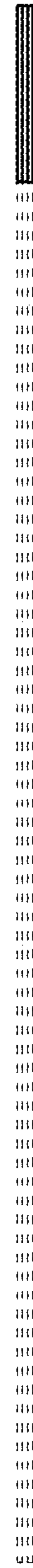


FIG. 6



FIG. 7



FIG. 8



FIG. 9




FIG. 10



FIG. 11

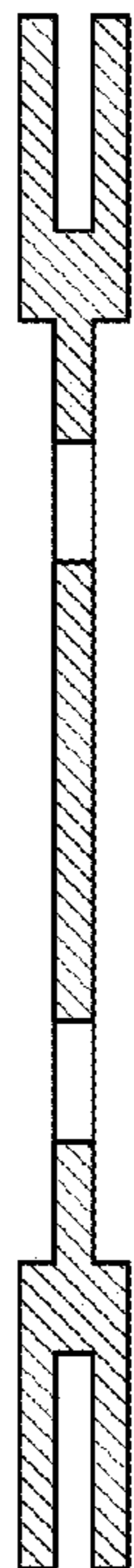


FIG. 12