

US00D754506S

(12) **United States Design Patent**
Hunter

(10) **Patent No.:** **US D754,506 S**

(45) **Date of Patent:** **** Apr. 26, 2016**

(54) **SHEAR**

(71) Applicant: **Scott Hunter**, Elk Ridge, UT (US)

(72) Inventor: **Scott Hunter**, Elk Ridge, UT (US)

(**) Term: **14 Years**

(21) Appl. No.: **29/517,210**

(22) Filed: **Feb. 11, 2015**

(51) **LOC (10) Cl.** **08-07**

(52) **U.S. Cl.**
USPC **D8/57**

(58) **Field of Classification Search**
USPC D8/51-58; D7/693, 687, 674
CPC A01G 3/02; A01G 3/065; A61B 17/3201;
B26B 13/20; B26B 13/00
See application file for complete search history.

(56) **References Cited**

U.S. PATENT DOCUMENTS

| | | | | |
|----------------|---------|------------|-------|----------------------|
| D380,130 S * | 6/1997 | Hauser | | D8/57 |
| D385,174 S * | 10/1997 | Kawai | | D8/107 |
| 5,875,553 A * | 3/1999 | Geib, Jr. | | B26B 13/24 30/195 |
| D426,441 S * | 6/2000 | Sotokawa | | D8/57 |
| 6,526,662 B1 * | 3/2003 | Adachi | | B26B 13/24 30/225 |
| D502,070 S * | 2/2005 | Ferman | | D8/56 |
| D526,880 S * | 8/2006 | Ferman | | D8/107 |
| D536,941 S * | 2/2007 | Nenadich | | D8/57 |
| D537,312 S * | 2/2007 | Nenadich | | D8/57 |
| D538,612 S * | 3/2007 | Nenadich | | D8/57 |
| D541,123 S * | 4/2007 | Hasegawa | | D8/57 |
| D602,754 S * | 10/2009 | Bellisario | | D8/57 |

| | | | | |
|-------------------|---------|-----------|-------|----------------------|
| 2005/0126012 A1 * | 6/2005 | Ferman | | B26B 13/12 30/232 |
| 2006/0010695 A1 * | 1/2006 | Wu | | B26B 13/20 30/232 |
| 2006/0123634 A1 * | 6/2006 | Peterson | | B26B 13/20 30/232 |
| 2006/0143930 A1 * | 7/2006 | Adachi | | B26B 13/12 30/232 |
| 2007/0124942 A1 * | 6/2007 | Nenadich | | B26B 13/24 30/266 |
| 2007/0137048 A1 * | 6/2007 | Ishida | | B26B 13/20 30/232 |
| 2014/0182141 A1 * | 7/2014 | Farnworth | | B26B 13/28 30/254 |
| 2014/0338200 A1 * | 11/2014 | Quadagno | | B26B 13/28 30/239 |

* cited by examiner

Primary Examiner — Deanna L Pratt

(74) *Attorney, Agent, or Firm* — JP Webb; Jason P. Webb; Danny Y. H Cheng

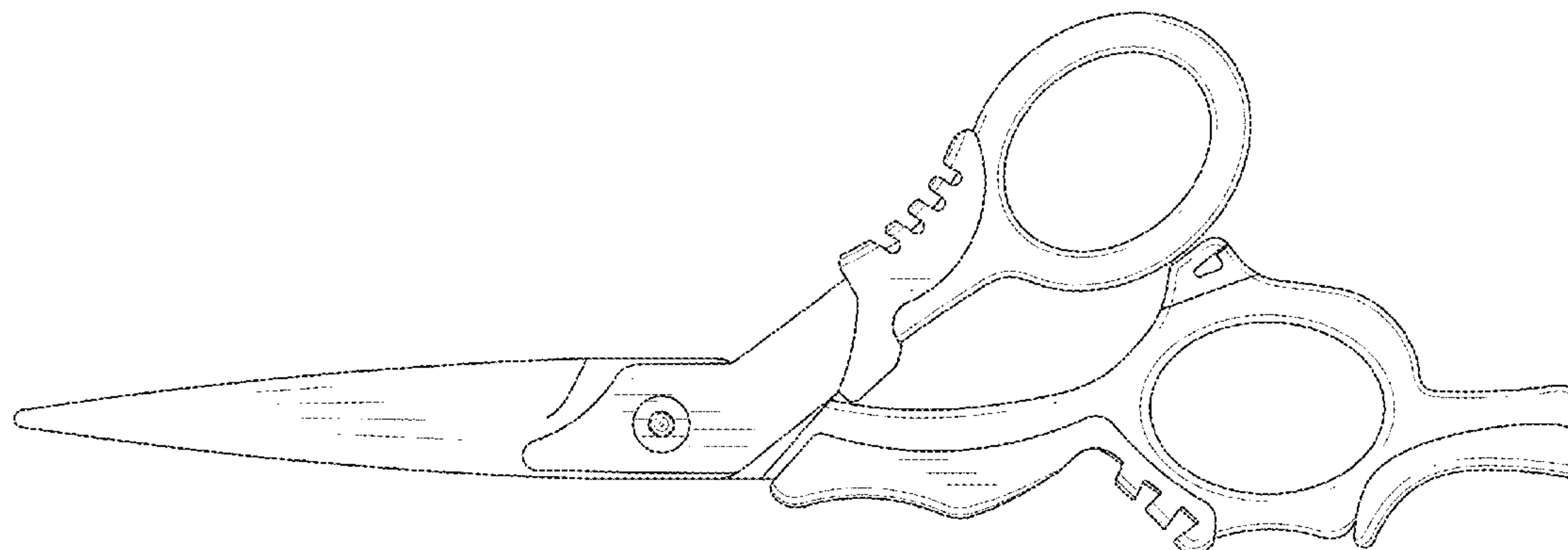
(57) **CLAIM**

The ornamental design for a shear, as shown and described.

DESCRIPTION

FIG. 1 is a perspective view of a shear, showing my new design;
FIG. 2 is a left side elevational view of a shear;
FIG. 3 is a right side elevational view thereof;
FIG. 4 is a front elevational view thereof;
FIG. 5 is a rear elevational view thereof;
FIG. 6 is a bottom plan view thereof; and,
FIG. 7 is a top plan view thereof.

1 Claim, 7 Drawing Sheets



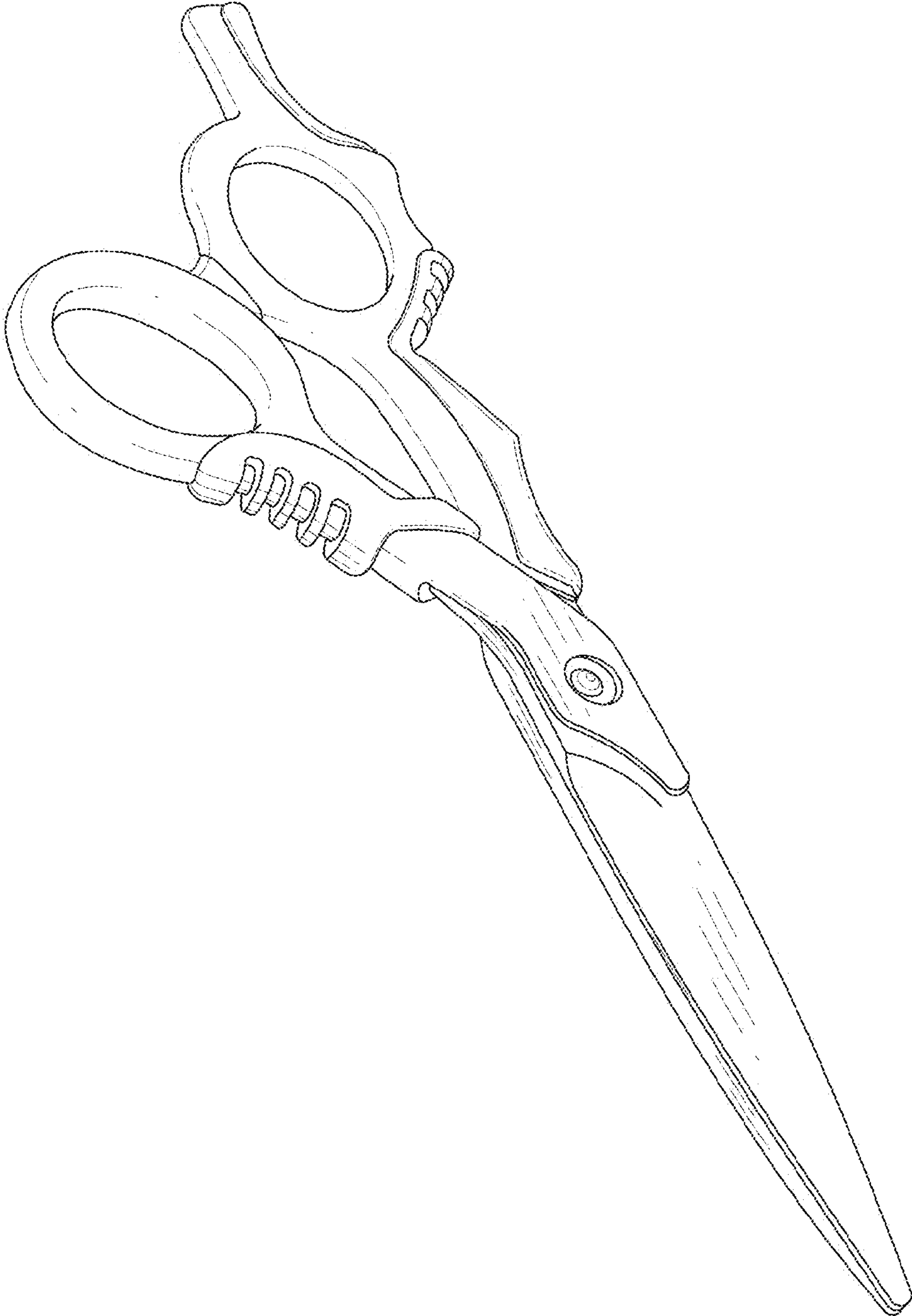


FIG. 1

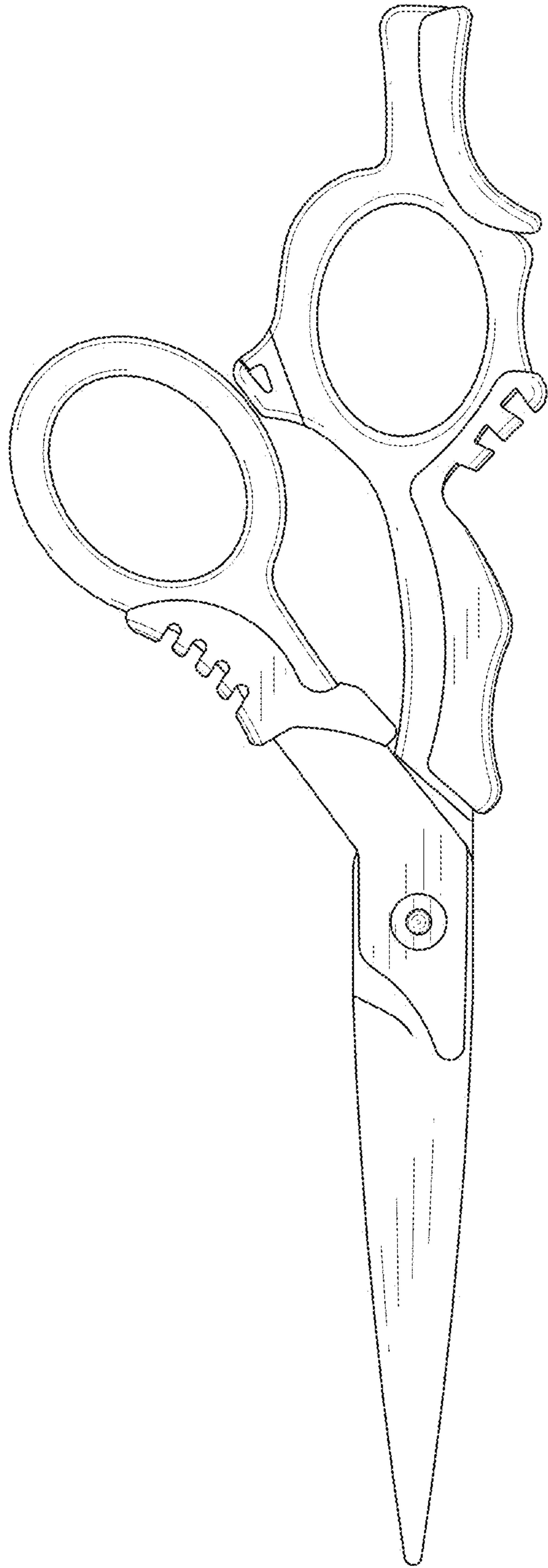


FIG. 2

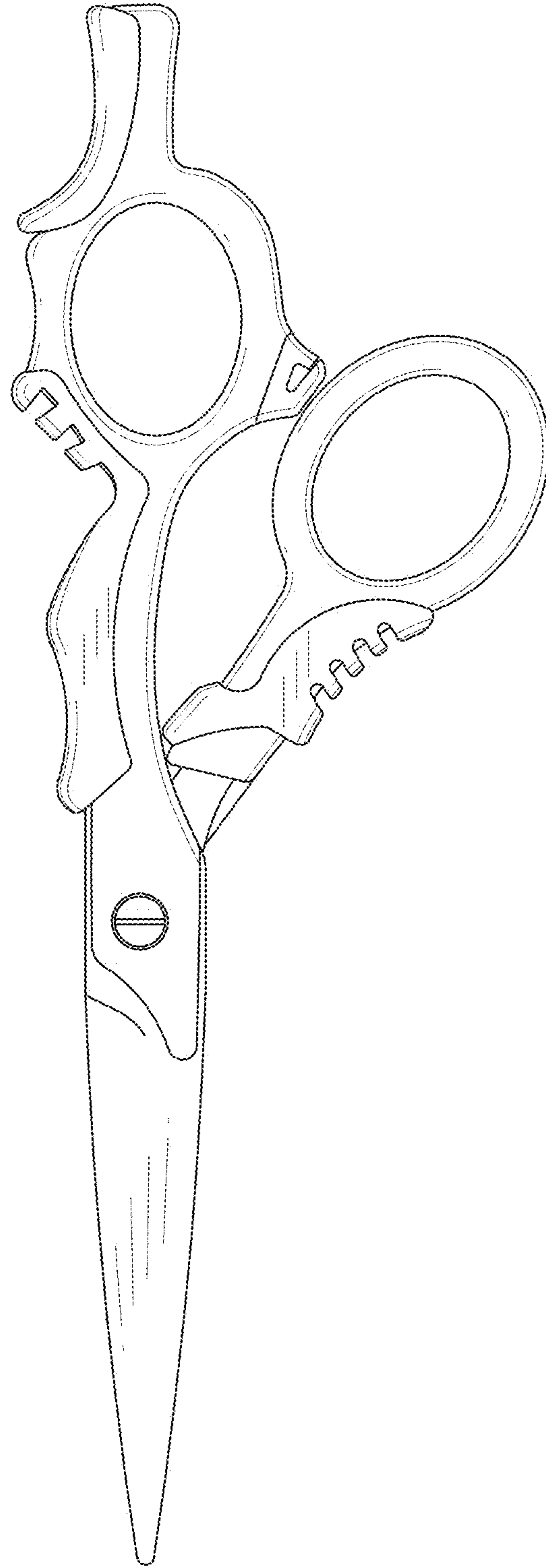


FIG. 3

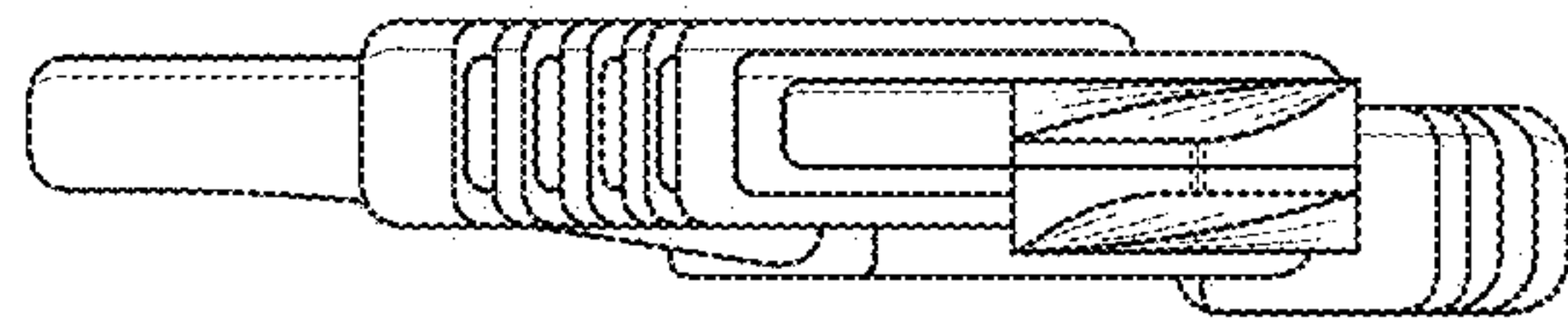


FIG. 4

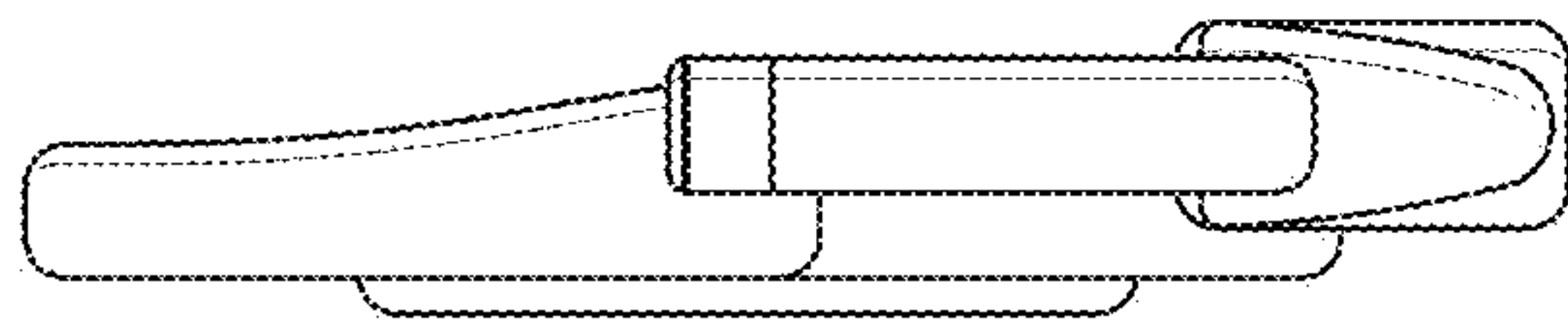


FIG. 5

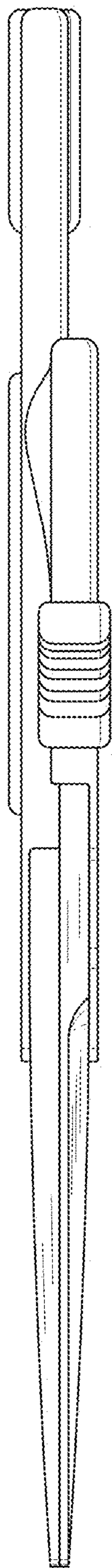


FIG. 6

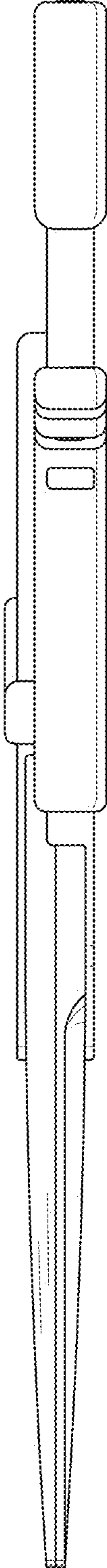


FIG. 7