



US00D754493S

(12) **United States Design Patent**
Feeley et al.

(10) **Patent No.:** **US D754,493 S**
(45) **Date of Patent:** **** Apr. 26, 2016**

(54) **SILICONE SPOON**

(71) Applicant: **Silikids, Inc.**, Traverse City, MI (US)

(72) Inventors: **Stacey Feeley**, Traverse City, MI (US);
Giuliana Schwab, Studio City, CA (US)

(**) Term: **14 Years**

(21) Appl. No.: **29/502,902**

(22) Filed: **Sep. 20, 2014**

(51) **LOC (10) Cl.** **07-03**

(52) **U.S. Cl.**

USPC **D7/653**

(58) **Field of Classification Search**

USPC D7/691, 692, 653; 30/324; 446/267

CPC A47J 43/28; A47J 43/282; A47J 43/288;

A63H 9/00; A47G 21/04

See application file for complete search history.

(56) **References Cited**

U.S. PATENT DOCUMENTS

3,254,409	A	*	6/1966	Gardel	A63H 33/3022
						30/324
D567,600	S	*	4/2008	Matsumura	D10/46.2
D659,558	S	*	5/2012	Johnson	D10/46.2
D670,978	S	*	11/2012	Ogata	D7/642
D675,070	S	*	1/2013	Rockwell	D7/691
D675,869	S	*	2/2013	Gallop	D7/401.2
D678,735	S	*	3/2013	Chapman	D7/681
D706,078	S	*	6/2014	Shane-Schuldt	D7/401.2
D720,586	S	*	1/2015	Grinalds	D7/643
D722,838	S	*	2/2015	Donovan	D7/401.2
D722,843	S	*	2/2015	Lullie	D7/691
D723,877	S	*	3/2015	de Bruijn	D7/401.2
D724,393	S	*	3/2015	de Bruijn	D7/401.2
D727,691	S	*	4/2015	Wang	D7/644

D732,352	S	*	6/2015	Ebli	D7/653
D732,902	S	*	6/2015	Ebli	D7/653
D736,043	S	*	8/2015	Lee	D7/691
D739,685	S	*	9/2015	Miksovsky	D7/653
D741,116	S	*	10/2015	Mundhra	D7/643
D741,117	S	*	10/2015	Reed	D7/653
D741,666	S	*	10/2015	Kemker	D7/653

OTHER PUBLICATIONS

Diapers.com: Silikids Silispoons, Multi Color. Retrieved from the internet at <<http://www.diapers.com/p/silikids-silispoons-multi-2-ct-40203>>, Dec. 1, 2015. 3 pages.*

* cited by examiner

Primary Examiner — Rosemary K Tarcza

Assistant Examiner — James Thorn, Sr.

(74) *Attorney, Agent, or Firm* — Richards Patent Law P.C.

(57) **CLAIM**

The ornamental design for a silicone spoon, as shown and described.

DESCRIPTION

FIG. 1 is a top perspective view of a silicone spoon;

FIG. 2 is a top view thereof;

FIG. 3 is a bottom view thereof;

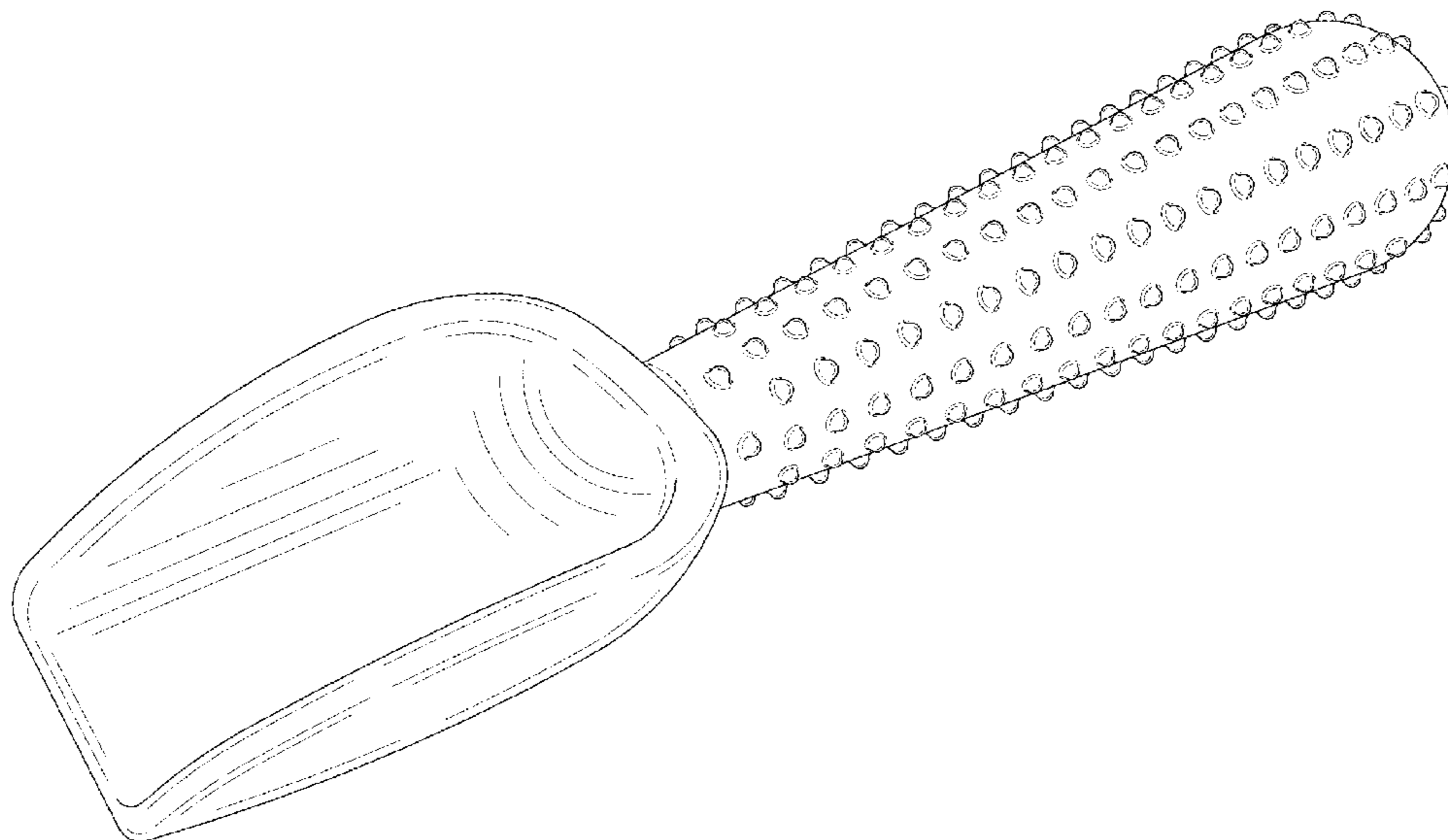
FIG. 4 is a side view thereof;

FIG. 5 is a front view thereof; and,

FIG. 6 is a back view thereof.

Those portions of the figures that are presented in broken lines merely illustrate the environment of the design and are not part of the claimed design.

1 Claim, 5 Drawing Sheets



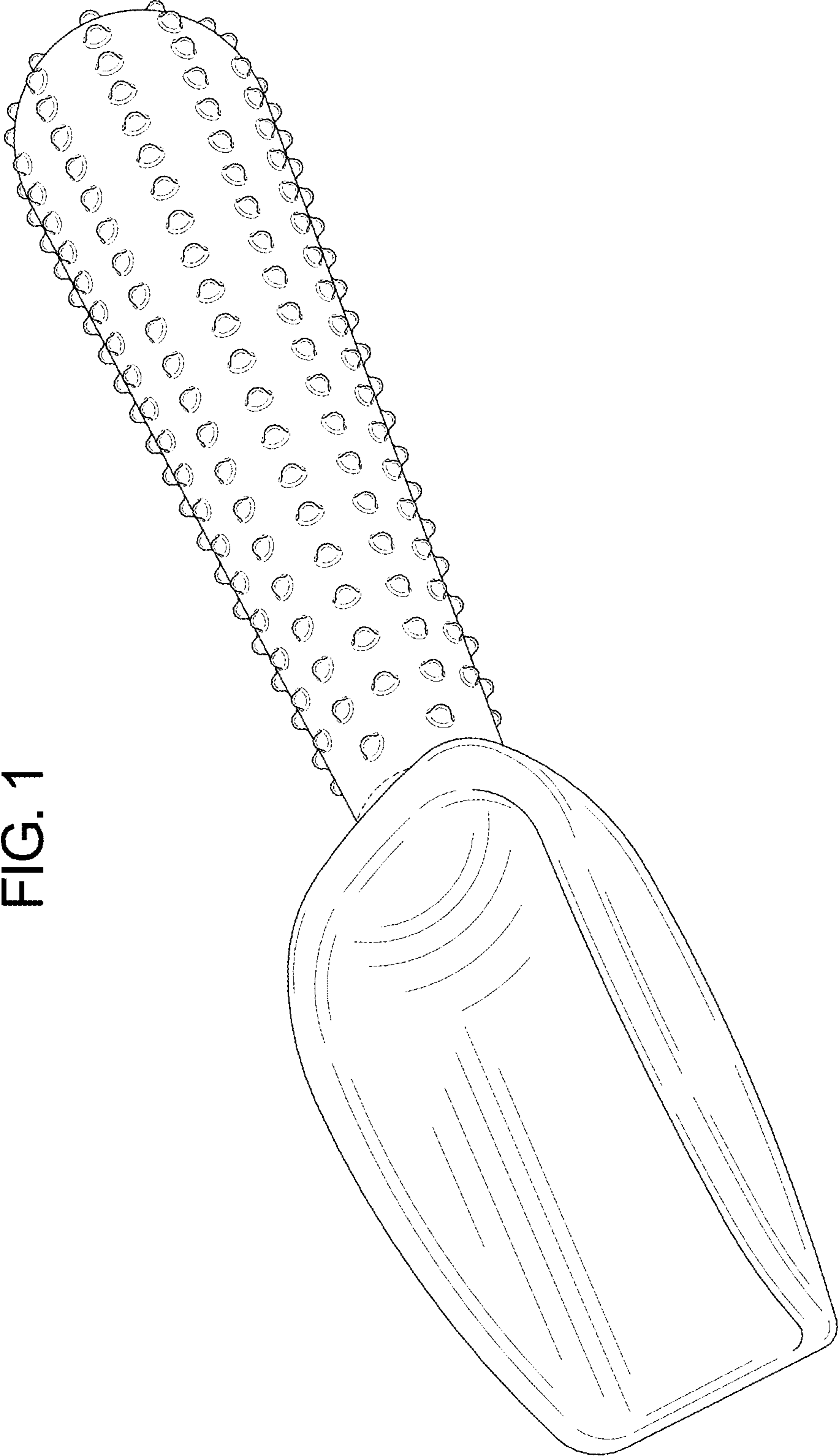


FIG. 1

FIG. 2

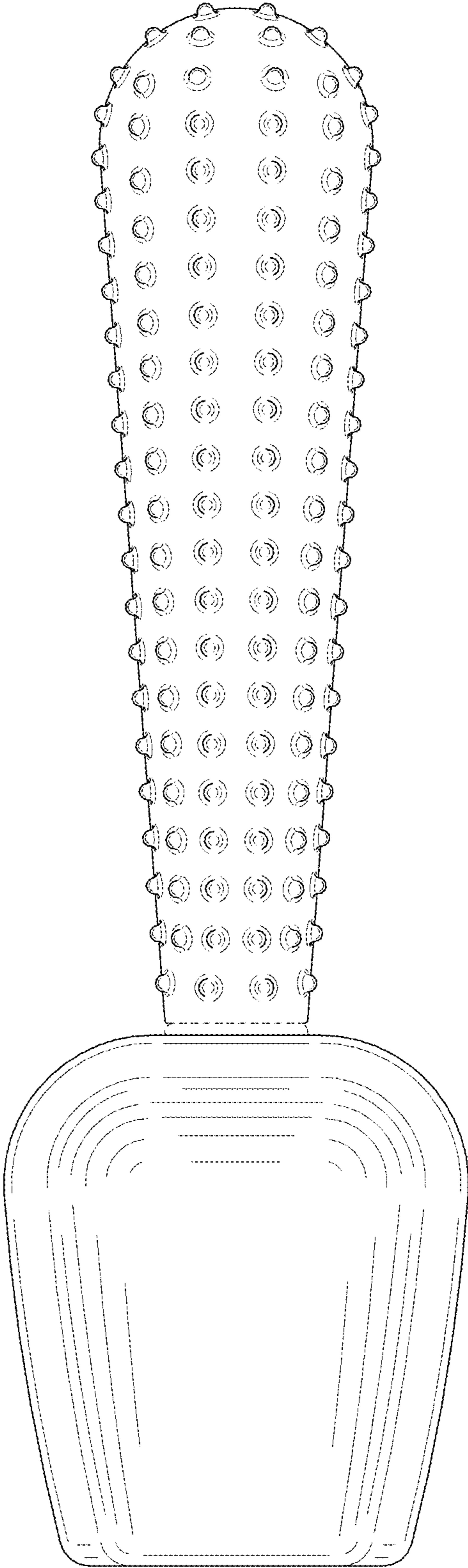


FIG. 3

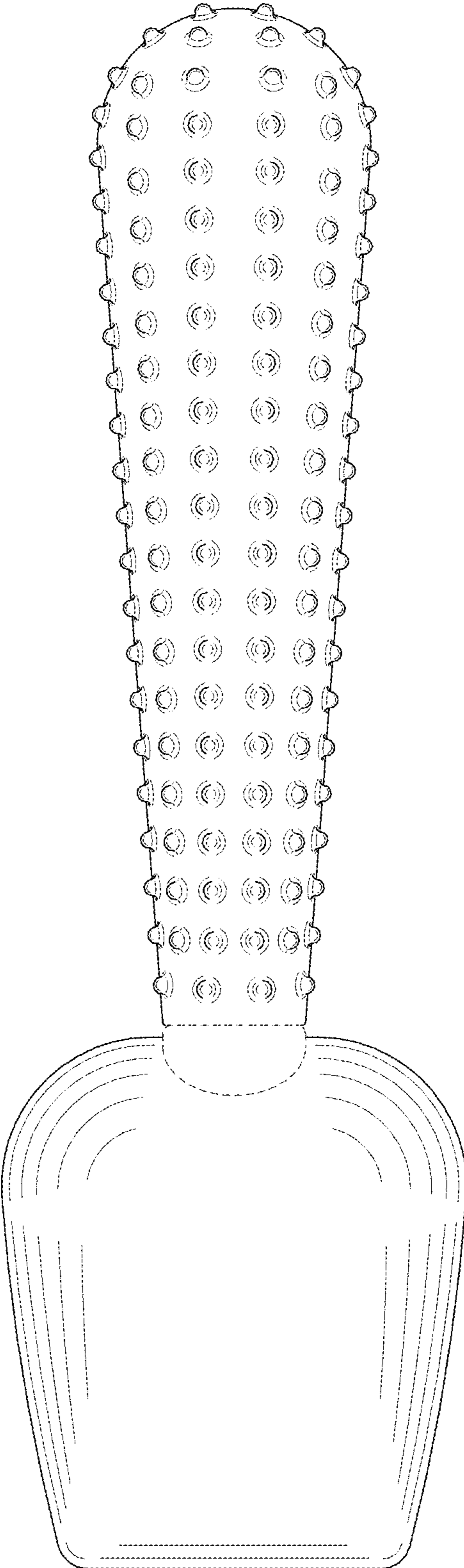


FIG. 4

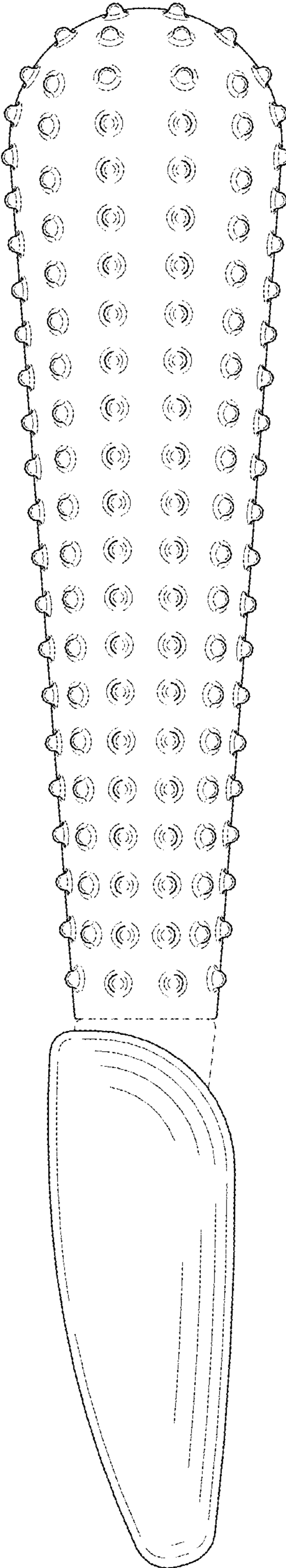


FIG. 6

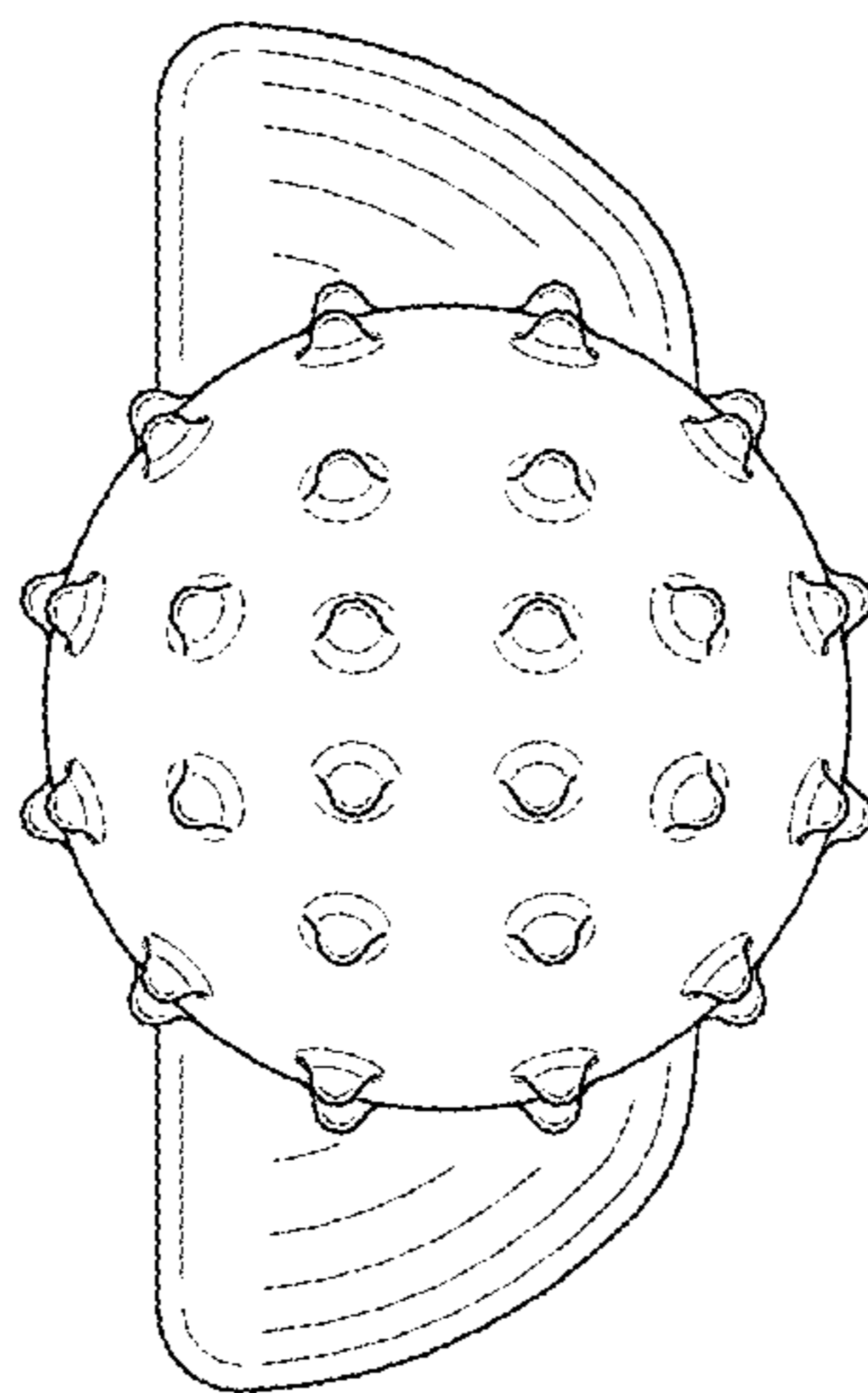


FIG. 5

