



US00D754442S

(12) **United States Design Patent**
Xi et al.

(10) **Patent No.:** **US D754,442 S**

(45) **Date of Patent:** **** Apr. 26, 2016**

(54) **TOOTHBRUSH**

- (71) Applicant: **Colgate-Palmolive Company**, New York, NY (US)
- (72) Inventors: **Wen Jin Xi**, Shanghai (CN); **Ting Yan**, Yangshou (CN); **Bo Zhang**, Yangzhou (CN)
- (73) Assignee: **Colgate-Palmolive Company**, New York, NY (US)
- (**) Term: **14 Years**
- (21) Appl. No.: **29/461,011**

(22) Filed: **Jul. 17, 2013**

(51) **LOC (10) Cl.** **04-02**

(52) **U.S. Cl.**
USPC **D4/104**

(58) **Field of Classification Search**

USPC D4/101, 104-112, 138; 15/110, 167.1, 15/167.2, 188, 207.2; 132/308-311; 601/139, 141

CPC A46B 3/00; A46B 3/005; A46B 3/02; A46B 3/06; A46B 3/22; A46B 5/02; A46B 5/021; A46B 5/023; A46B 5/025; A46B 5/026; A46B 5/028; A46B 9/00; A46B 9/005; A46B 9/02; A46B 9/028; A46B 2200/1066; A46B 2200/1073; A46B 2200/1086; A46B 9/04; A46B 9/045

See application file for complete search history.

(56) **References Cited**

U.S. PATENT DOCUMENTS

5,061,106 A 10/1991 Kent
 D363,373 S * 10/1995 Heinzelman D4/104
 (Continued)

FOREIGN PATENT DOCUMENTS

CN 1557241 12/2004
 CN 201767325 6/2010

(Continued)

OTHER PUBLICATIONS

510(k) Summary for Coronet Group North America, LLC, Department of Health & Human Services, Mar. 5, 2002, Jun. 3, 2002, 5 pages.

Primary Examiner — Freda S Nunn
Assistant Examiner — Lavone D Tabor

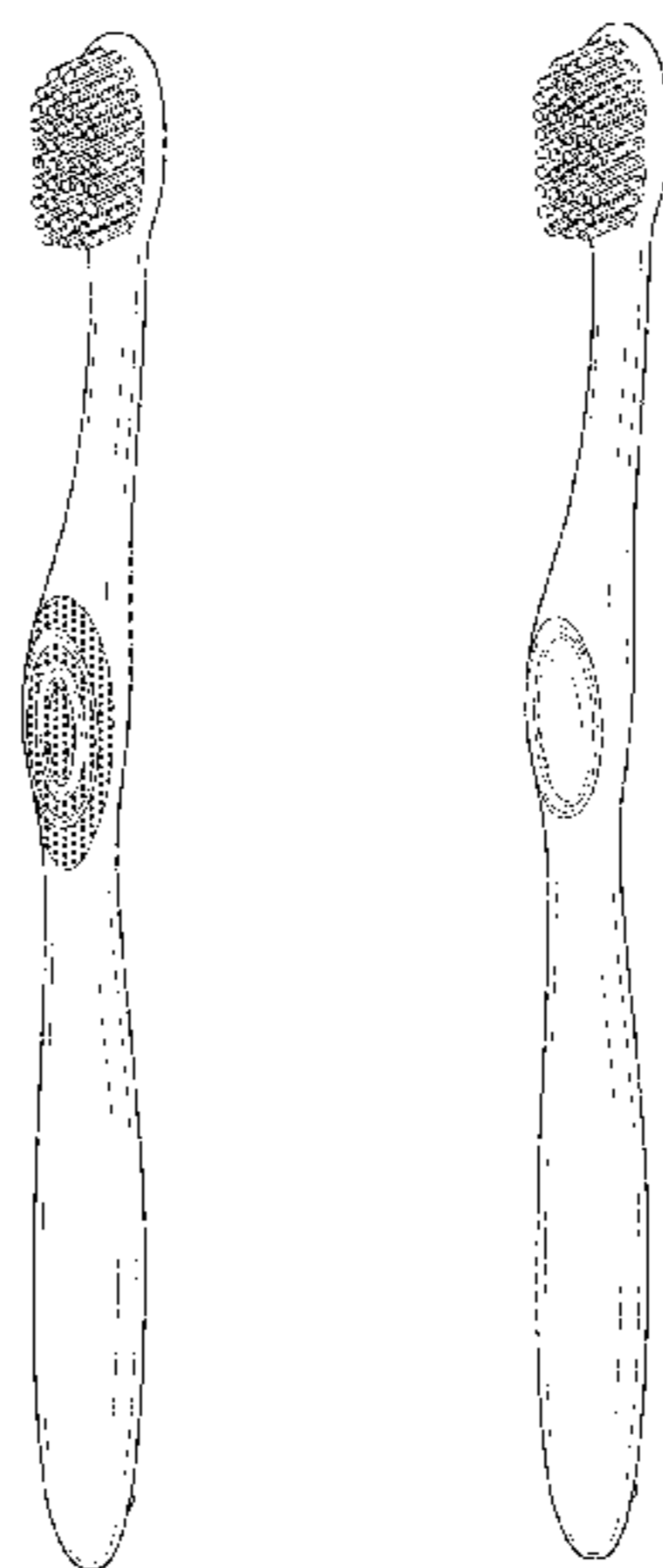
(57) **CLAIM**

The ornamental design for a toothbrush, as shown and described.

DESCRIPTION

FIG. 1 is a front-right perspective view of a toothbrush according to a first embodiment of our design; FIG. 2 is a front-left perspective view thereof; FIG. 3 is a rear-right perspective view thereof; FIG. 4 is a rear-left perspective view thereof; FIG. 5 is a front view thereof; FIG. 6 is a rear view thereof; FIG. 7 is a left-side view thereof; FIG. 8 is a right-side view thereof; FIG. 9 is a top view thereof; FIG. 10 is an enlarged bottom view thereof; FIG. 11 is a front-right perspective view of a toothbrush according to a second embodiment of our design; FIG. 12 is a front-left perspective view thereof; FIG. 13 is a rear-right perspective view thereof; FIG. 14 is a rear-left perspective view thereof; FIG. 15 is a front view thereof; FIG. 16 is a rear view thereof; FIG. 17 is a left-side view thereof; FIG. 18 is a right-side view thereof; FIG. 19 is a top view thereof; and, FIG. 20 is an enlarged bottom view thereof. The stippling on the handle portion of the toothbrush in FIGS. 1-10 represents a surface texturing that is different in appearance than the surface texturing of the non-stippled portions of the toothbrush,

1 Claim, 10 Drawing Sheets



(56)

References Cited

U.S. PATENT DOCUMENTS

5,987,688 A 11/1999 Roberts et al.
 6,021,541 A 2/2000 Mori et al.
 D433,815 S * 11/2000 Denhez et al. D4/104
 6,311,359 B1 11/2001 Brezler, III
 D452,615 S * 1/2002 Cheong et al. D4/104
 D474,027 S * 5/2003 Kemp et al. D4/104
 6,764,142 B2 7/2004 Kwon
 6,872,449 B2 3/2005 Weihrauch et al.
 7,448,693 B2 11/2008 Kwon et al.
 7,560,159 B2 7/2009 Goda et al.
 D614,869 S * 5/2010 Wong D4/104
 8,029,069 B2 10/2011 Kwon et al.
 8,136,889 B2 3/2012 Kwon et al.
 8,186,765 B2 5/2012 Kwon et al.
 8,336,967 B2 12/2012 Kwon et al.
 D676,245 S * 2/2013 Jin et al. D4/104
 8,522,389 B2 9/2013 Kwon et al.
 8,973,202 B2 * 3/2015 Fischer et al. A46B 5/0062
 15/144.1

2009/0064435 A1 3/2009 Fukugaki et al.
 2011/0097370 A1 4/2011 Wang et al.
 2011/0289701 A1 12/2011 Kang et al.

FOREIGN PATENT DOCUMENTS

CN 301413549 S * 12/2010
 CN 301517882 S 4/2011
 CN 301592919 S 6/2011
 CN 301723640 S 11/2011
 CN 102304785 A 1/2012
 CN 301944267 S * 6/2012
 CN 102618957 A 8/2012
 CN 202698173 8/2012
 EM 000037007-0001 10/2003
 HK 1201126.2 7/2012
 KR 30-0590605 3/2011
 RU 68516 12/2008
 TR 2007 05108 10/2007
 TW 201958076 9/2011
 WO WO 01/38615 3/2001
 WO WO2009/097600 8/2009

* cited by examiner

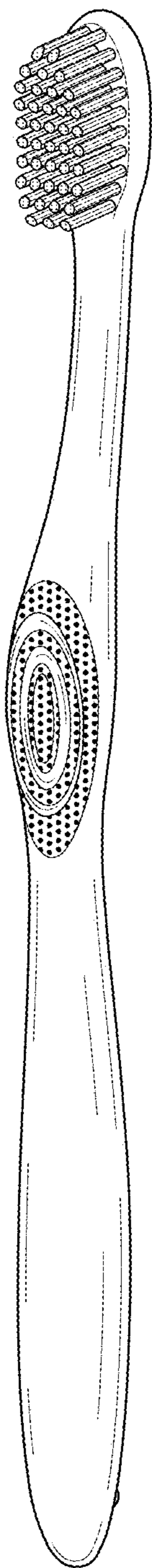


FIG. 1

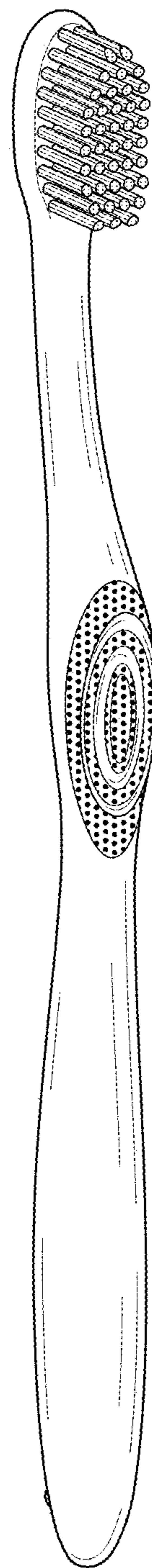


FIG. 2

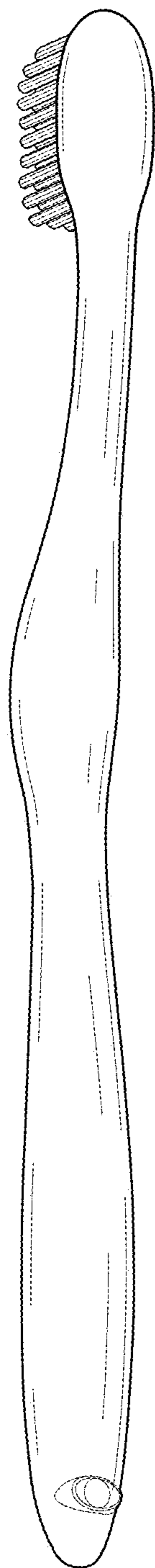


FIG. 3



FIG. 4

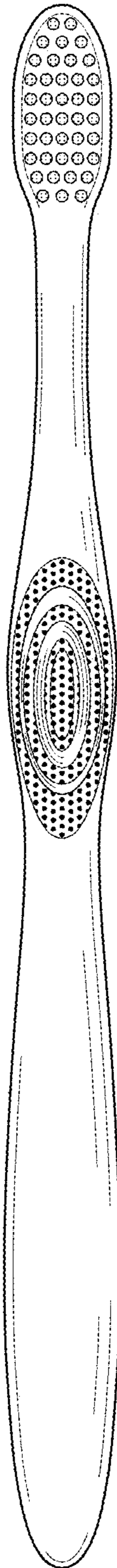


FIG. 5



FIG. 6

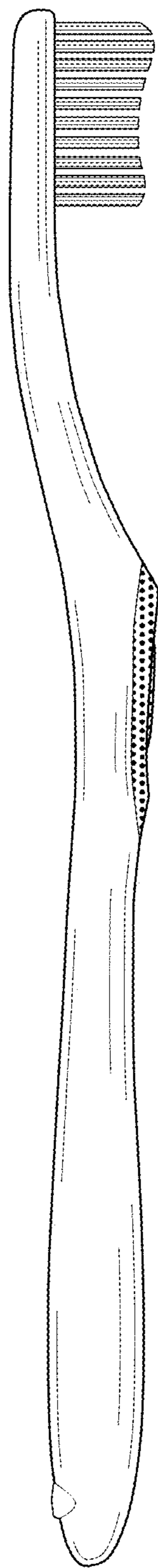


FIG. 7

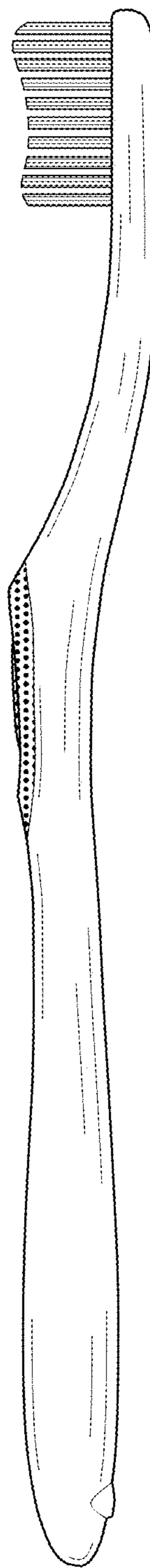


FIG. 8

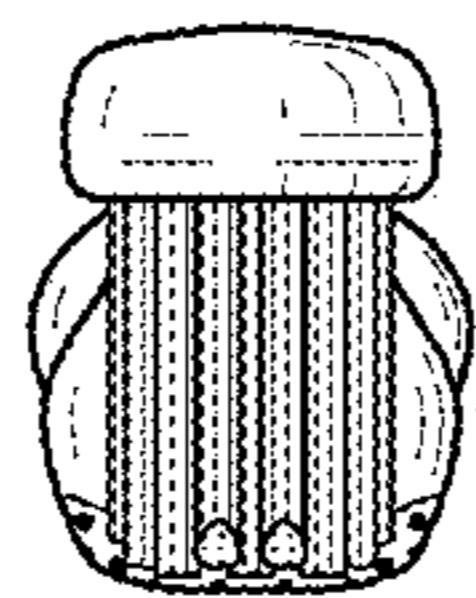


FIG. 9

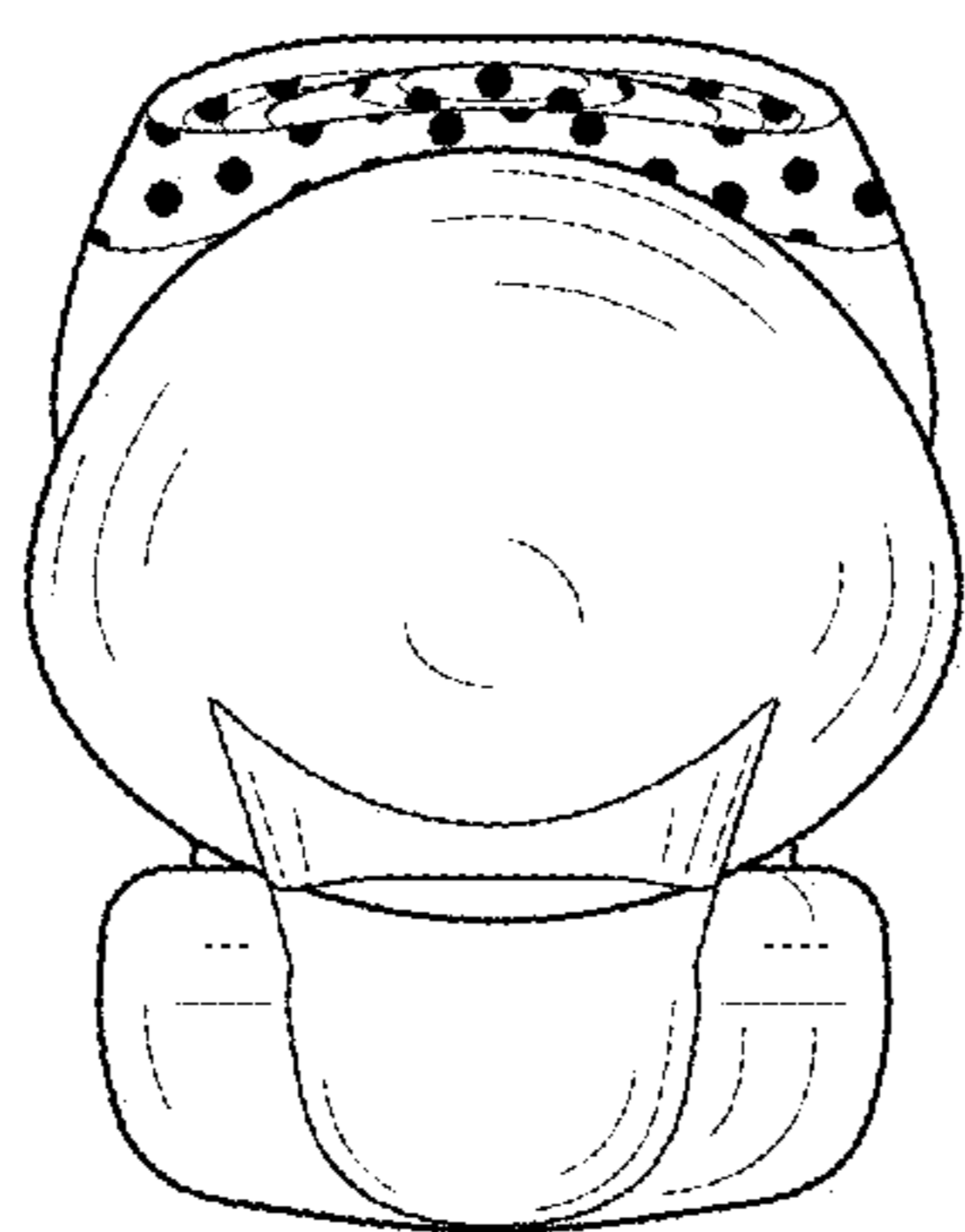


FIG. 10

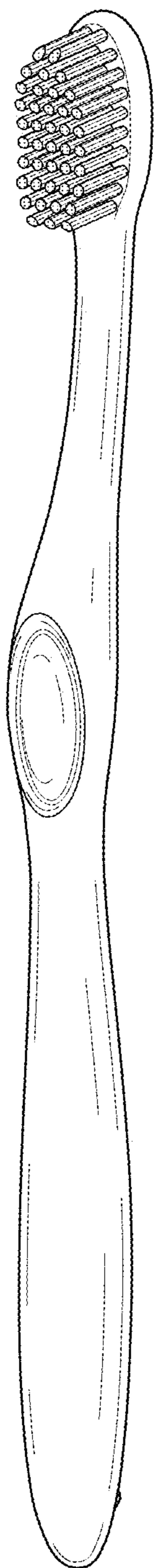


FIG. 11

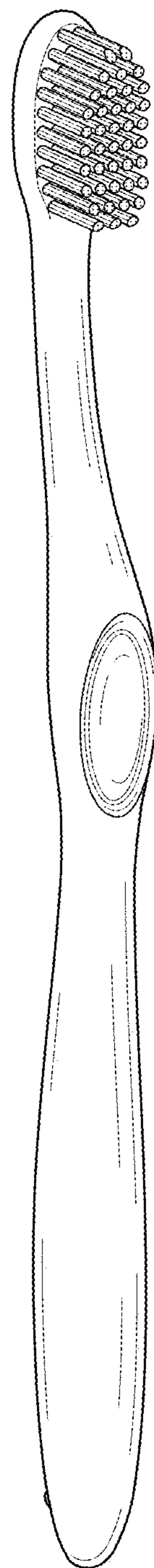


FIG. 12

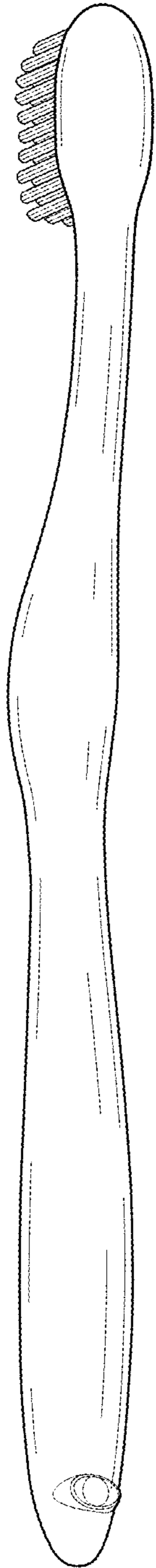


FIG. 13



FIG. 14

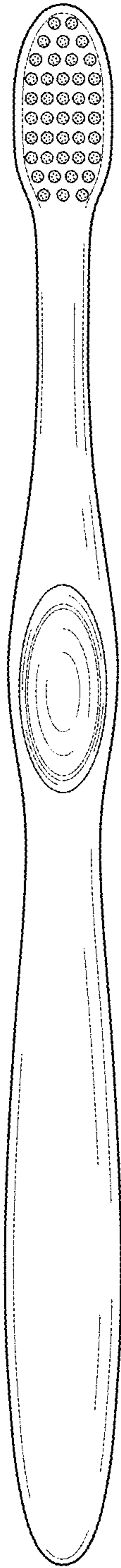


FIG. 15



FIG. 16



FIG. 17




FIG. 18

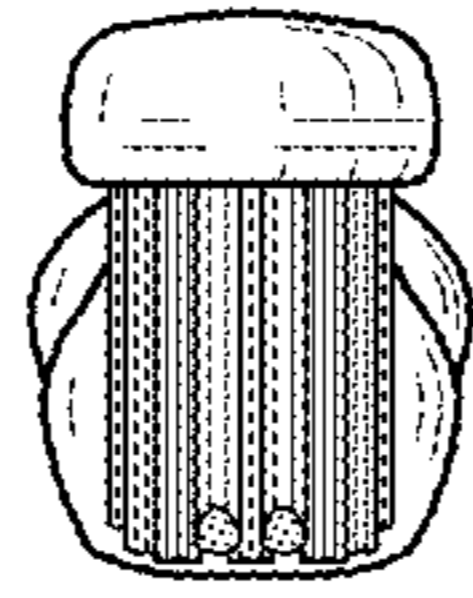


FIG. 19

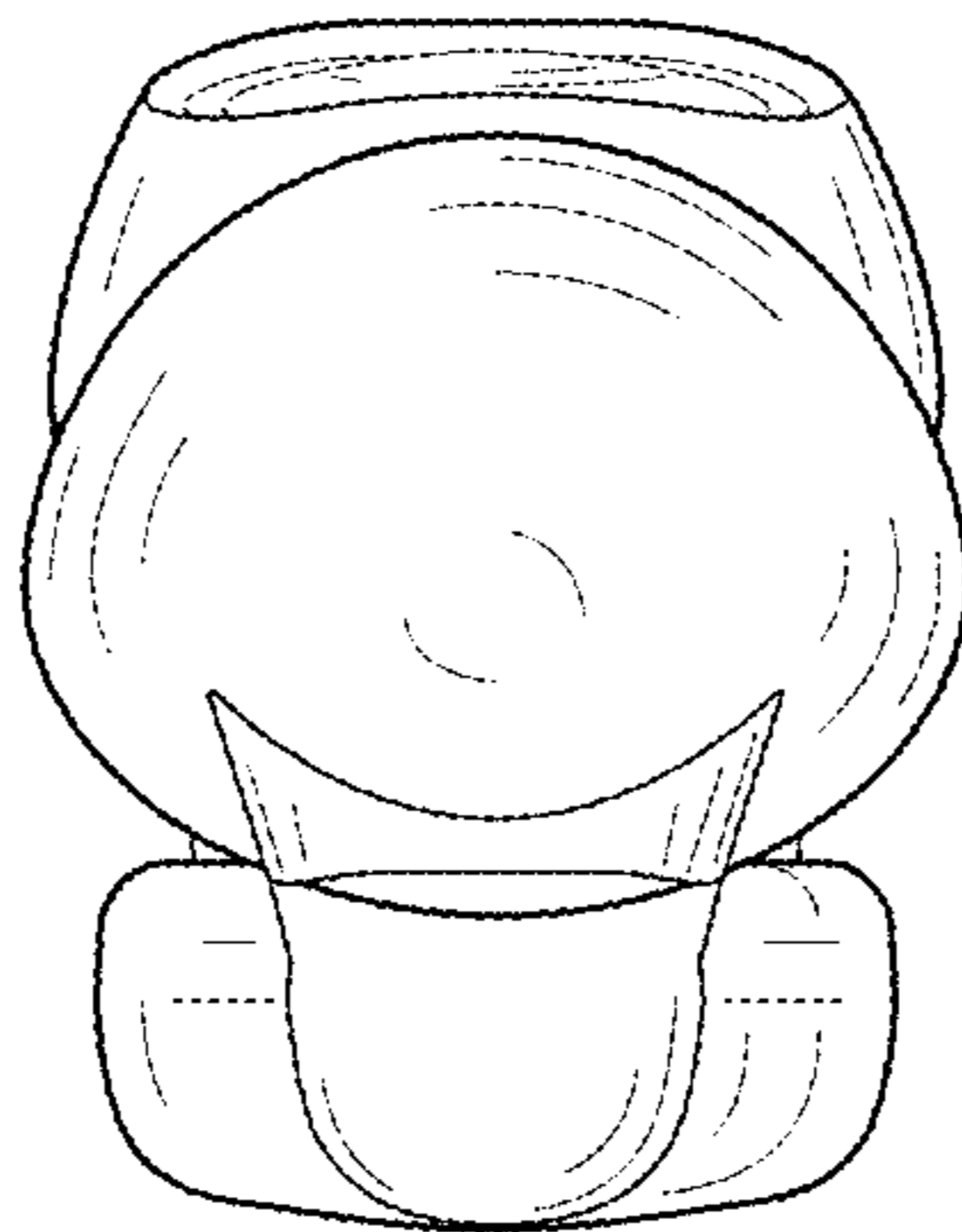


FIG. 20