



US00D754435S

(12) **United States Design Patent**  
**Maguire**

(10) **Patent No.:** **US D754,435 S**

(45) **Date of Patent:** **\*\* Apr. 26, 2016**

(54) **WHEELED CARRIER**

(71) Applicant: **Aeroe Sports Limited**, Dunedin (NZ)

(72) Inventor: **Patrick David Maguire**, Nelson (NZ)

(73) Assignee: **Aeroe Sports Limited**, Dunedin (NZ)

(\*\*) Term: **14 Years**

(21) Appl. No.: **29/506,647**

(22) Filed: **Oct. 17, 2014**

(51) **LOC (10) Cl.** ..... **03-01**

(52) **U.S. Cl.**

USPC ..... **D3/255**; D3/279; D3/302; D3/904

(58) **Field of Classification Search**

USPC ..... D3/254, 255, 904, 272, 273, 276, 278,  
D3/279, 281, 283, 284, 285, 289, 294, 295,  
D3/298, 301, 302, 902

CPC .. Y10S 280/06; A63B 55/08; A62B 2202/40;  
A45C 13/385; A45C 13/1084; A45C 5/14;  
A45C 5/06; A45C 5/03; A45C 5/00; A45C  
2003/008

See application file for complete search history.

(56) **References Cited**

**U.S. PATENT DOCUMENTS**

D349,402 S *	8/1994	Fiore .....	D3/255
D410,777 S *	6/1999	Pizzi et al. ....	D3/279
D411,662 S *	6/1999	Carter .....	D3/279
D449,163 S *	10/2001	Dahlen et al. ....	D3/279
D463,909 S *	10/2002	Carter .....	D3/279
D476,153 S *	6/2003	Sadr et al. ....	D3/279
D483,943 S *	12/2003	Ferrara, Jr. ....	D3/255

D511,248 S *	11/2005	Premper .....	D3/321
D593,322 S *	6/2009	Blyth .....	D3/255
D632,893 S *	2/2011	Riddiford .....	D3/279
D675,432 S *	2/2013	Scaffidi .....	D3/255
D677,887 S *	3/2013	Yen .....	D3/255
D718,933 S *	12/2014	Brown, Jr. ....	D3/255
D727,021 S *	4/2015	Chanlynn .....	D3/255

**OTHER PUBLICATIONS**

Aeroe Golf, screen shots of YouTube video showing use of the carrier, <https://www.youtube.com/watch?v=ftXCJvdGmw>, launched Oct. 2, 2014.

\* cited by examiner

*Primary Examiner* — Jennifer Rivard

*Assistant Examiner* — April Rivas

(74) *Attorney, Agent, or Firm* — Workman Nydegger

(57) **CLAIM**

The ornamental design for a wheeled carrier, as shown and described.

**DESCRIPTION**

FIG. 1 is a perspective view of a wheeled carrier showing my new design;

FIG. 2 is a front elevational view thereof;

FIG. 3 is a rear elevational view thereof;

FIG. 4 is a left side elevational view thereof;

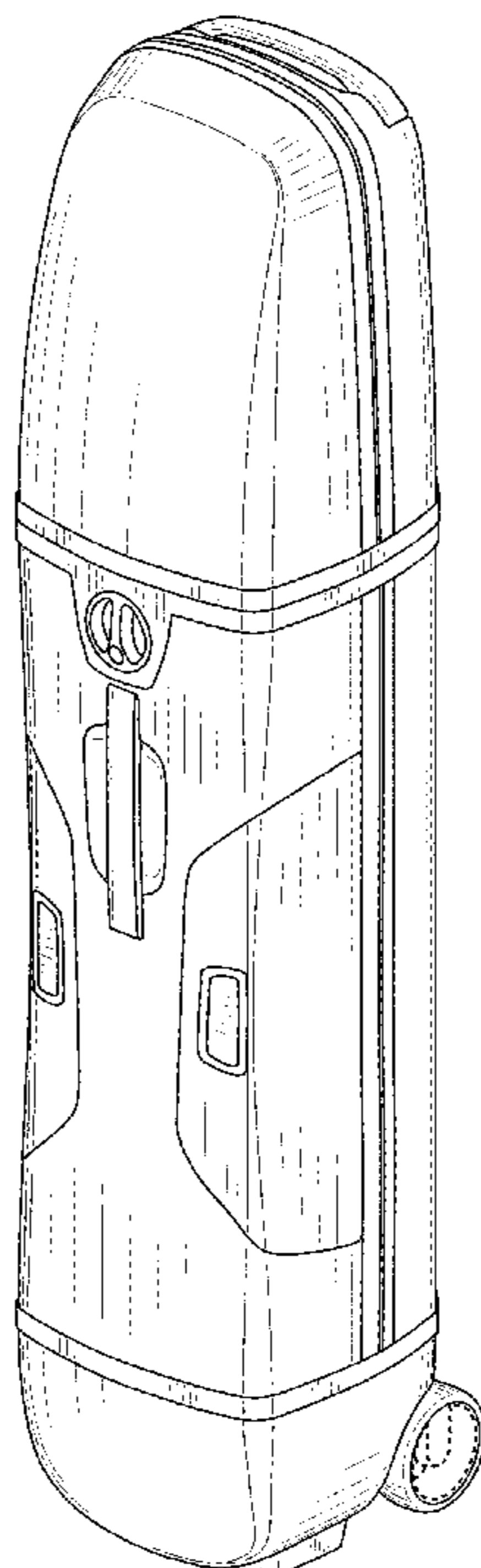
FIG. 5 is a right side elevational view thereof;

FIG. 6 is a top plan view thereof; and,

FIG. 7 is a bottom plan view thereof.

The broken lines shown in the drawings illustrate portions of the wheeled carrier and form no part of the claimed design.

**1 Claim, 7 Drawing Sheets**



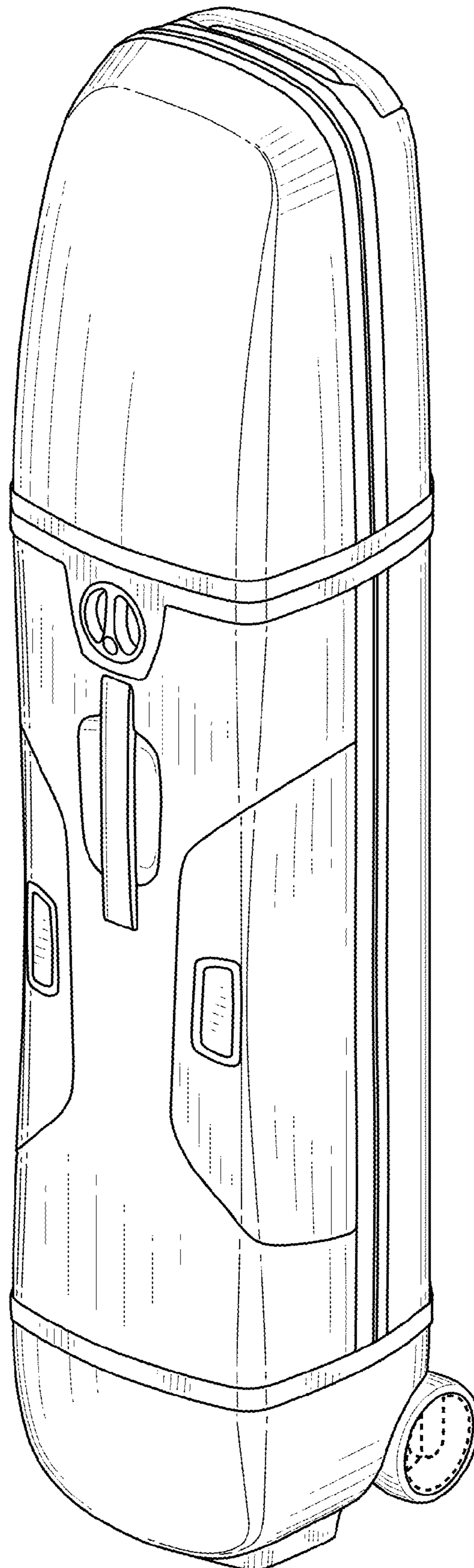


FIGURE 1

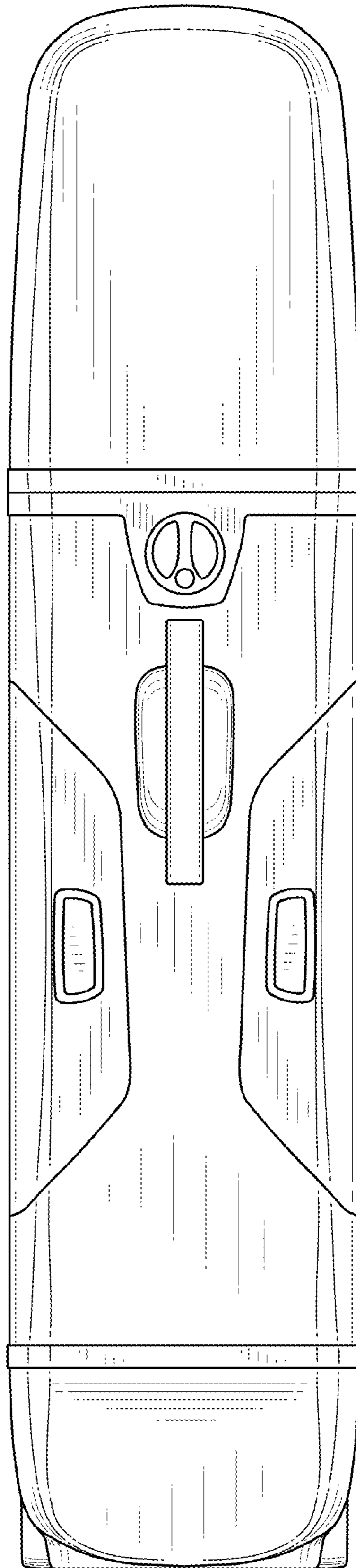


FIGURE 2

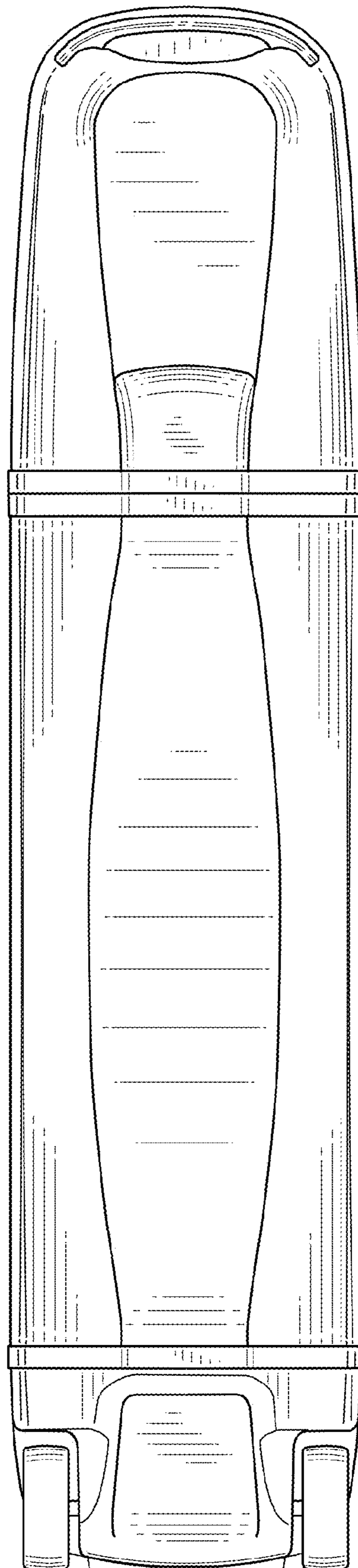


FIGURE 3

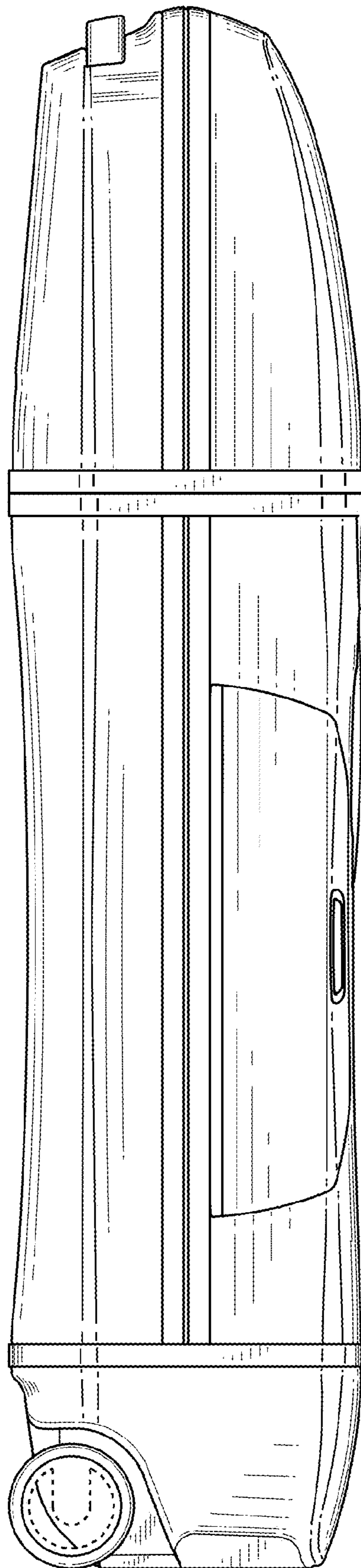


FIGURE 4



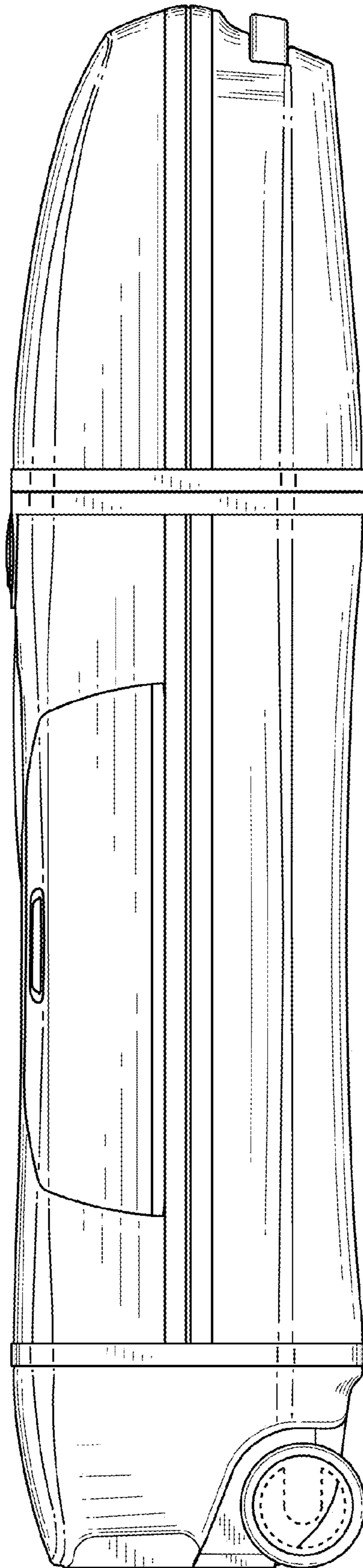


FIGURE 5

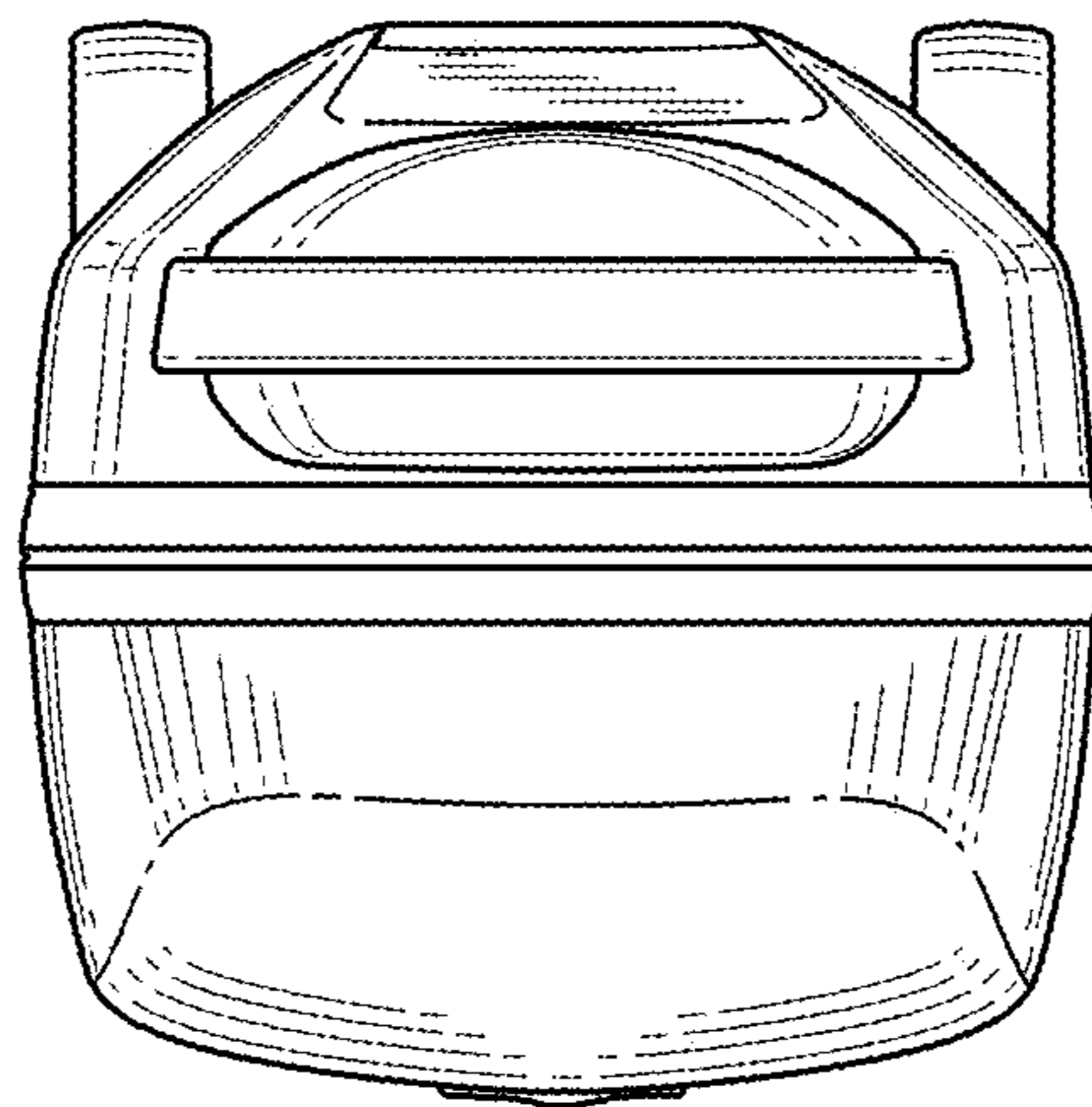


FIGURE 6

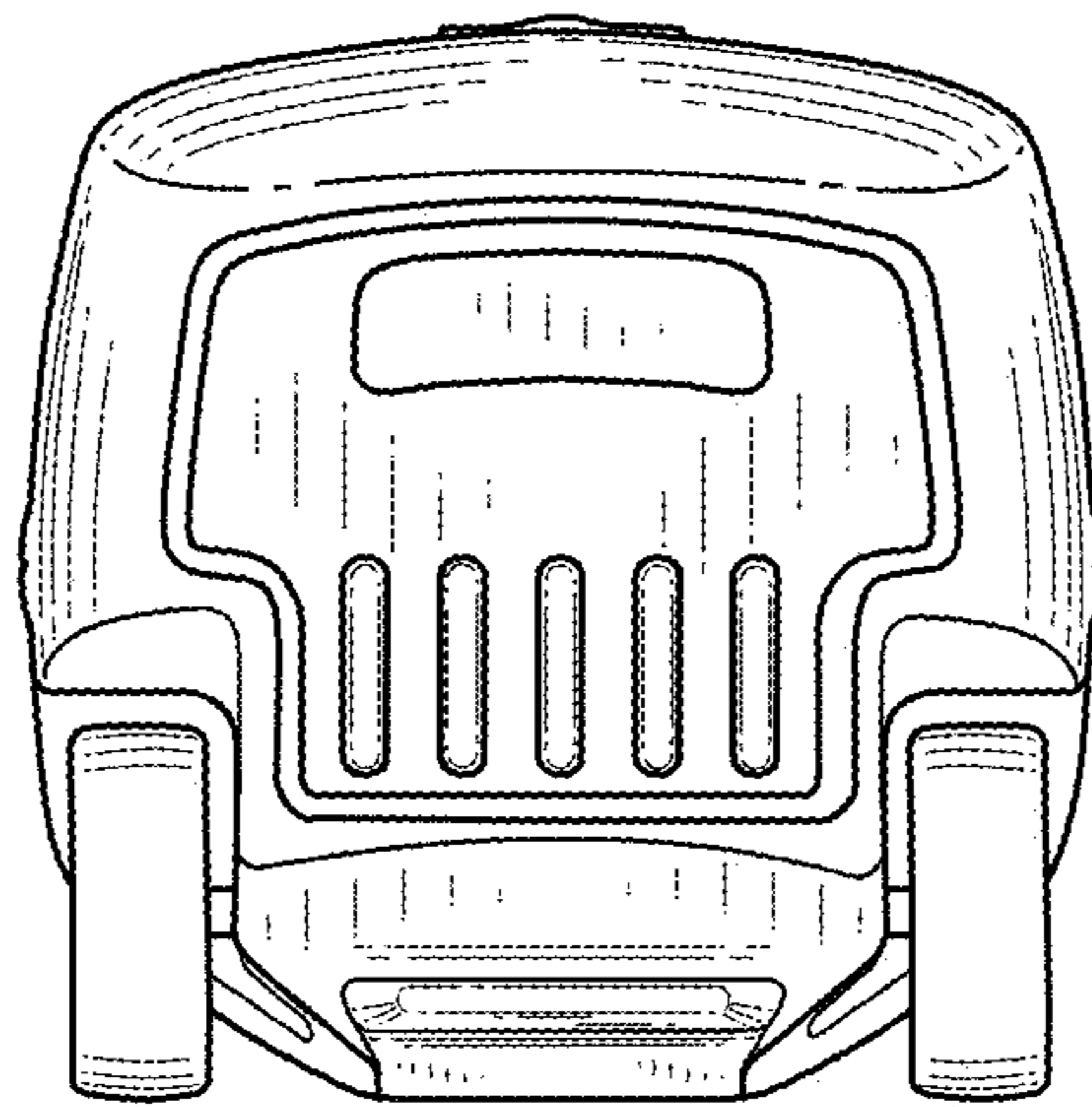


FIGURE 7