



US00D754433S

(12) **United States Design Patent**
DeChant

(10) **Patent No.:** **US D754,433 S**
(45) **Date of Patent:** **** Apr. 26, 2016**

- (54) **SINGLE PANEL CELL PHONE WALLET**
- (71) Applicant: **Daniel A. DeChant**, Madison, WI (US)
- (72) Inventor: **Daniel A. DeChant**, Madison, WI (US)
- (**) Term: **14 Years**
- (21) Appl. No.: **29/518,870**
- (22) Filed: **Feb. 27, 2015**

1,671,297 A	2/1968	Levi	
3,370,777 A	2/1968	Levi	
D255,509 S	6/1980	Nathan et al.	
4,388,734 A	6/1983	Cowden	
D279,423 S	7/1985	Zucker	
4,705,086 A	11/1987	O'Neill	
D303,042 S *	8/1989	Mackey D6/630
D308,887 S	6/1990	Wyant	
4,942,913 A	7/1990	Musso	
D311,815 S	11/1990	Balsley	
D314,213 S	1/1991	Bishop	
D334,588 S	4/1993	Okola	
D340,355 S	10/1993	Little	
D342,829 S	1/1994	Mitchell	
D367,956 S *	3/1996	Peters D3/233

Related U.S. Application Data

- (63) Continuation of application No. 29/449,456, filed on Mar. 15, 2013.
- (51) **LOC (10) Cl.** **03-01**
- (52) **U.S. Cl.**
USPC **D3/247**
- (58) **Field of Classification Search**
USPC D3/247, 249–253, 303
CPC A45C 1/06; A45C 3/08
See application file for complete search history.

(Continued)

FOREIGN PATENT DOCUMENTS

CA	134785	10/2010
DE	197428065 U	11/1974

(Continued)

Primary Examiner — Holly Baynham
(74) *Attorney, Agent, or Firm* — Michael Best & Friedrich LLP

(56) **References Cited**

U.S. PATENT DOCUMENTS

D13,040 S	7/1882	Brueck
658,394 A	9/1900	Peters
833,834 A	10/1906	Hille
940,853 A	11/1909	Cardwell
1,035,945 A	8/1912	Cardwell
1,035,946 A	8/1912	Cardwell
1,073,768 A	9/1913	Loveland
D45,677 S	4/1914	Shick
1,269,247 A	6/1918	Aslin
1,582,492 A	4/1926	Tantlinger
D101,819 S	11/1936	Miller
D112,415 S	11/1938	Zumft
D134,884 S	1/1943	Engelstein
D178,800 S	9/1956	McKinnon
D185,056 S	5/1959	Arkin
3,162,227 A	12/1964	Bakken

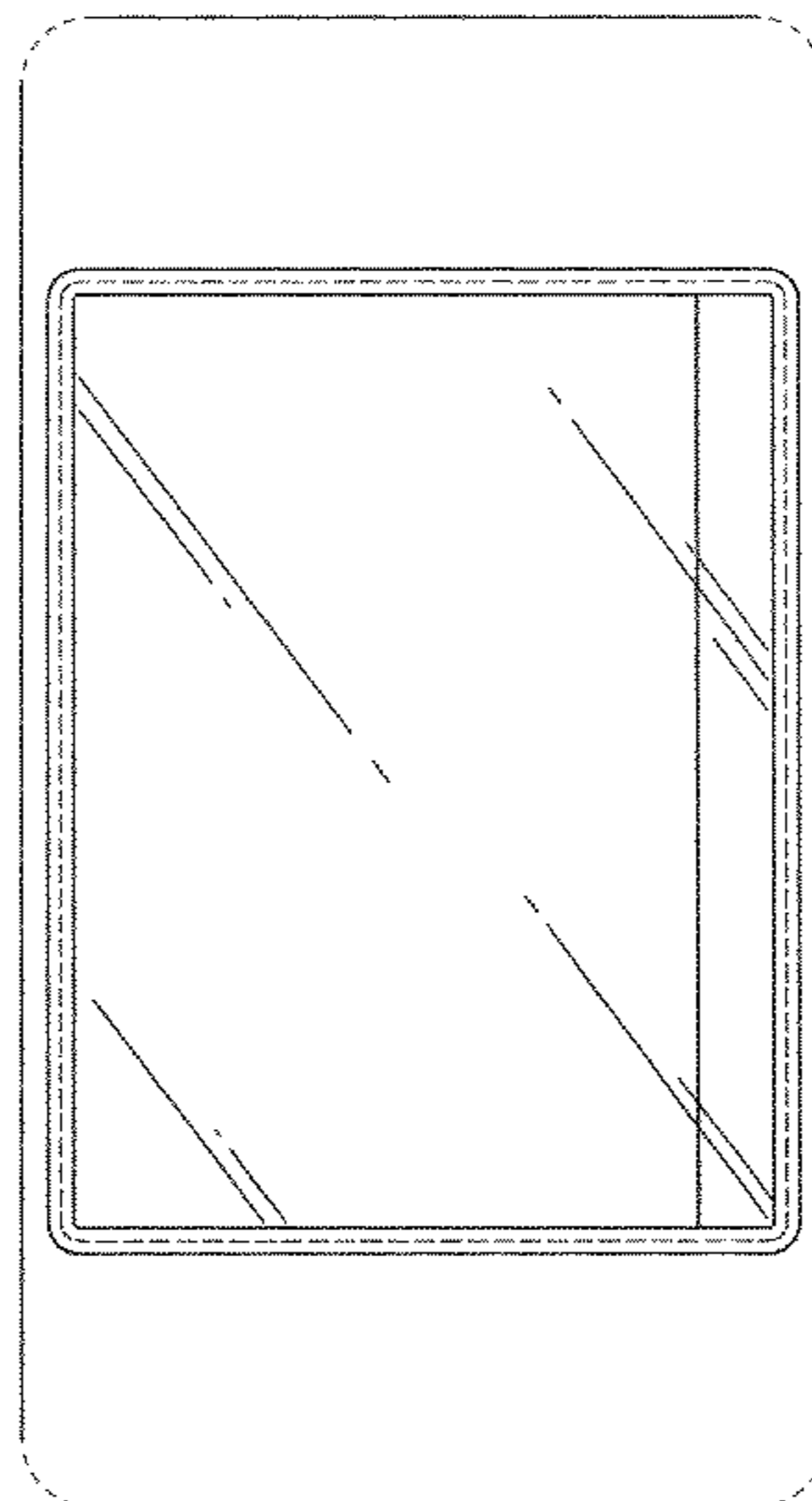
(57) **CLAIM**

The ornamental design for a single panel cell phone wallet, as shown and described.

DESCRIPTION

FIG. 1 is a front elevational view thereof;
FIG. 2 is a rear elevational view thereof;
FIG. 3 is a side elevational view thereof;
FIG. 4 is an opposite side elevational view thereof;
FIG. 5 is a top plan view thereof; and,
FIG. 6 is a bottom plan view thereof.
The broken lines showing portions of the cell phone wallet are for purposes of illustrating environment and forms no part of the claimed design.

1 Claim, 4 Drawing Sheets



(56)

References Cited

U.S. PATENT DOCUMENTS

D410,774 S 6/1999 Inbert
 D434,899 S 12/2000 Kojoori
 D435,339 S 12/2000 Cleveland
 D435,340 S 12/2000 Kojoori
 6,427,836 B1 8/2002 Bolanos
 D471,704 S 3/2003 Moore
 D510,596 S 10/2005 Ong
 D527,899 S 9/2006 Morehead
 7,204,398 B1 4/2007 Smith, Sr.
 D551,446 S 9/2007 Elnekaveh
 7,496,971 B2 3/2009 Soto
 D594,656 S 6/2009 Wills
 D608,092 S 1/2010 Holzner et al.
 D619,806 S 7/2010 Franks
 D633,714 S 3/2011 Marshall
 8,047,364 B2 11/2011 Longinotti-Buitoni
 8,833,379 B1 9/2014 Kaplan
 2005/0126667 A1 6/2005 Bell
 2007/0057004 A1 3/2007 Butler et al.
 2007/0232372 A1 10/2007 Plaster

2007/0262112 A1 11/2007 Butler et al.
 2008/0006355 A1 1/2008 Gomez Micone
 2008/0121322 A1 5/2008 Thomson
 2009/0050686 A1 2/2009 Kon et al.
 2009/0194571 A1 8/2009 Evans
 2011/0030860 A1 2/2011 Allen et al.
 2011/0057034 A1 3/2011 Maxwell
 2011/0277892 A1 11/2011 Black
 2012/0043234 A1 2/2012 Westrup
 2012/0050968 A1 3/2012 Child et al.
 2012/0168483 A1 7/2012 Jambunathan et al.
 2013/0140203 A1 6/2013 Chiang

FOREIGN PATENT DOCUMENTS

DE 199107205 U1 7/1991
 GB 2145622 4/1985
 GB 2070518 11/1997
 GB 4019846 5/2011
 KR 300268261 6/2000
 WO D073447 3/2010
 WO 2012087152 6/2012

* cited by examiner

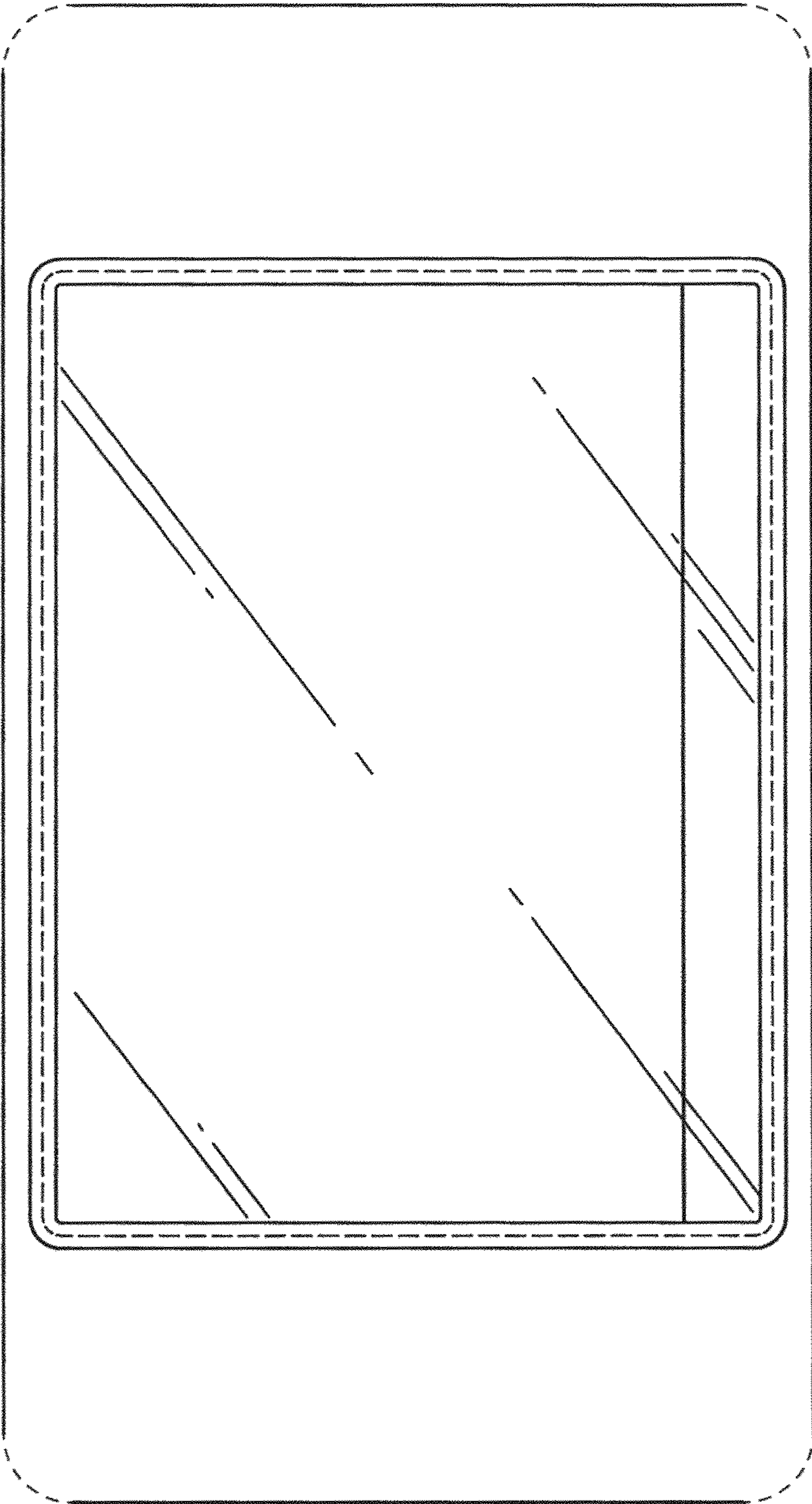


FIG. 1




FIG. 2

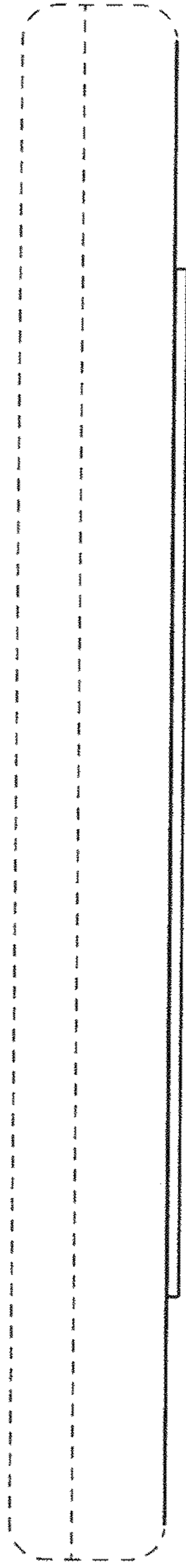


FIG. 3

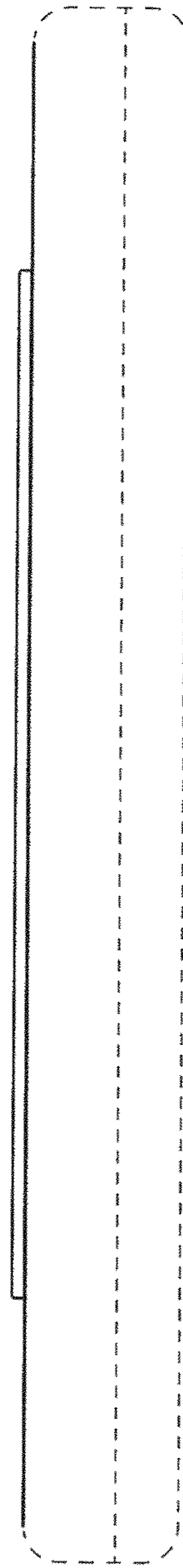


FIG. 4




FIG. 5

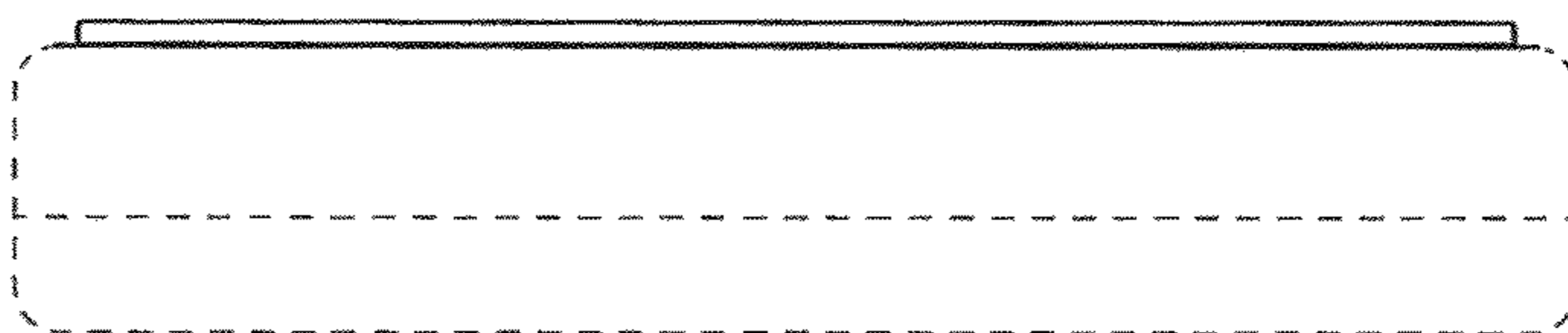


FIG. 6