

US00D754432S

(12) **United States Design Patent**
Taylor et al.

(10) **Patent No.:** **US D754,432 S**
(45) **Date of Patent:** **** Apr. 26, 2016**

(54) **ACCESSORY BAG**

D693,572 S 11/2013 Kuster et al.
D708,848 S * 7/2014 Zwetzig D3/246
D716,551 S 11/2014 Taylor

(71) Applicant: **Thule Organization Solutions, Inc.**,
Niwot, CO (US)

OTHER PUBLICATIONS

(72) Inventors: **Rebecca Eve Taylor**, Denver, CO (US);
Pelle Reinius, Stockholm (SE)

“Personalized canvas lunch bag for school work etc by Viveo,” Store [online], Etsy, 2014, retrieved from the Internet: <URL: http://www.etsy.com/listing/174726487/personalized-canvas-lunch-bag-for-school?ref=market>, 2 pages.

(73) Assignee: **Thule Organization Solutions, Inc.**,
Niwot, CO (US)

“Waxed Canvas and Leather Lunch Tote Waxed Canvas Lunch Bag by Zakken,” Store [online], Etsy, 2014, retrieved from the Internet: <URL: http://www.etsy.com/listing/180231698/waxed-canvas-and-leather-lunch-tote?ref=market>, 2 pages.

(**) Term: **14 Years**

“Waxed Canvas and Leather Lunch Tote Waxed Canvas Lunch Bag by Zakken,” Store [online], Etsy, 2014, retrieved from the Internet: <URL: http://www.etsy.com/listing/160626501/waxed-canvas-and-leather-lunch-tote?ref=market>, 2 pages.

(21) Appl. No.: **29/504,945**

(22) Filed: **Oct. 10, 2014**

(Continued)

Related U.S. Application Data

(63) Continuation-in-part of application No. 29/435,371,
filed on Oct. 23, 2012, now Pat. No. Des. 716,551.

Primary Examiner — Holly Baynham

(51) **LOC (10) Cl.** **03-01**

(74) *Attorney, Agent, or Firm* — Sheridan Ross P.C.

(52) **U.S. Cl.**
USPC **D3/232**

(57) **CLAIM**

(58) **Field of Classification Search**
USPC D3/232–233, 240–246
CPC A45C 1/024; A45C 3/08
See application file for complete search history.

The ornamental design for an accessory bag, as shown and described.

DESCRIPTION

(56) **References Cited**

FIG. 1 is a front perspective view of the accessory bag;
FIG. 2 is a front elevation view thereof;
FIG. 3 is a rear elevation view thereof;
FIG. 4 is a right elevation view thereof;
FIG. 5 is a left elevation view thereof;
FIG. 6 is a top plan view thereof; and,
FIG. 7 is a bottom plan view thereof.

U.S. PATENT DOCUMENTS

D101,920 S 11/1936 Lewis
D141,472 S 6/1945 Pichel
D159,767 S 8/1950 Weinstein
D570,107 S 6/2008 Guyon et al.
D572,471 S 7/2008 Saconay-Duhart
D583,551 S 12/2008 Stulman
D600,452 S * 9/2009 Gonzalez D3/240
D636,989 S 5/2011 Dreyfuss
D674,604 S * 1/2013 Iacchetti D3/246

The broken lines showing an accessory bag are included for the purpose of illustrating environment and form no part of the claimed design.

1 Claim, 6 Drawing Sheets



(56)

References Cited

OTHER PUBLICATIONS

Restriction Requirement for Design U.S. Appl. No. 29/435,371,
mailed Mar. 18, 2014, 5 pages.

Notice of Allowance for Design U.S. Appl. No. 29/435,371, mailed

Jun. 20, 2014, 7 pages.

* cited by examiner



FIG.1

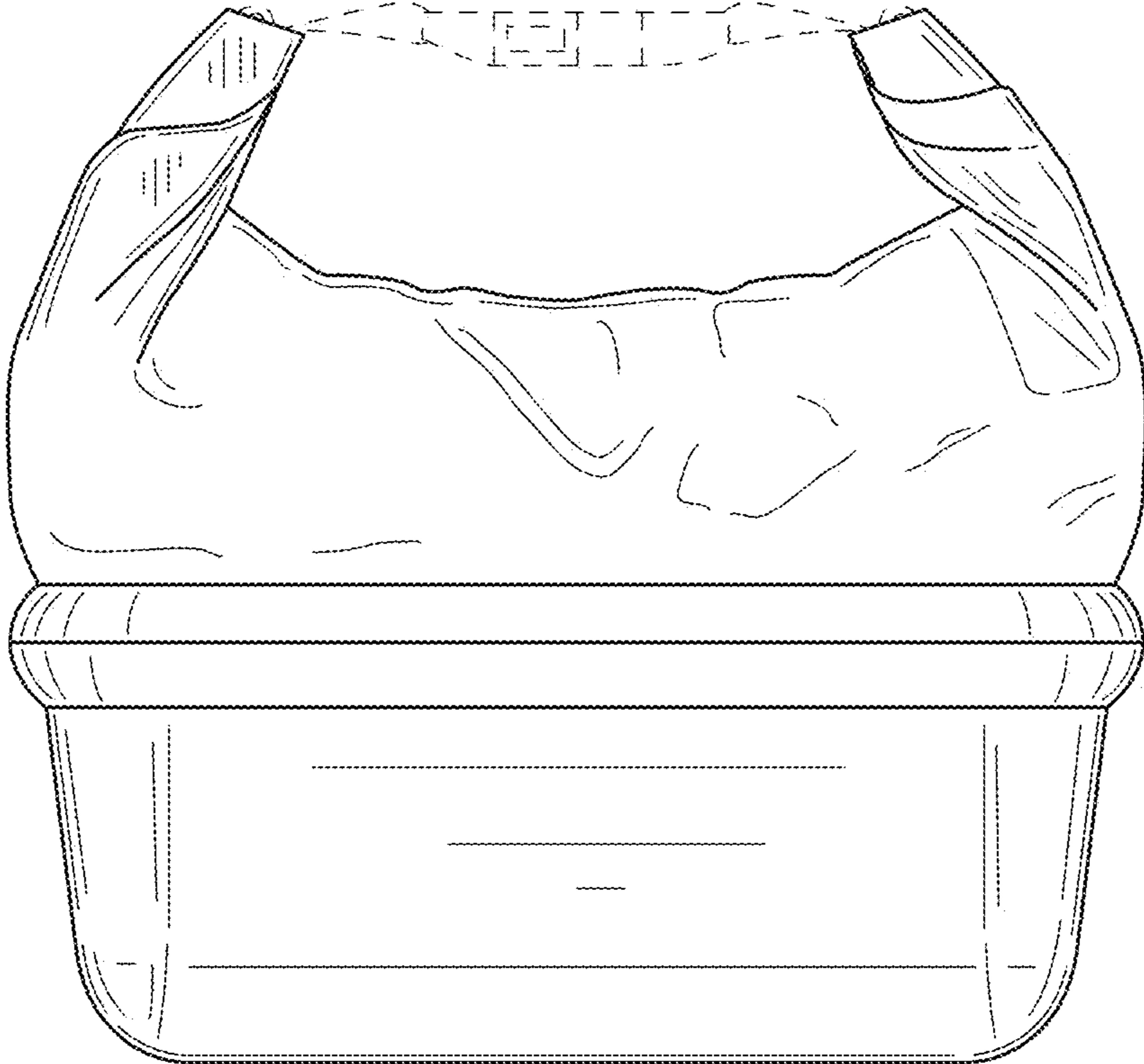


FIG.2

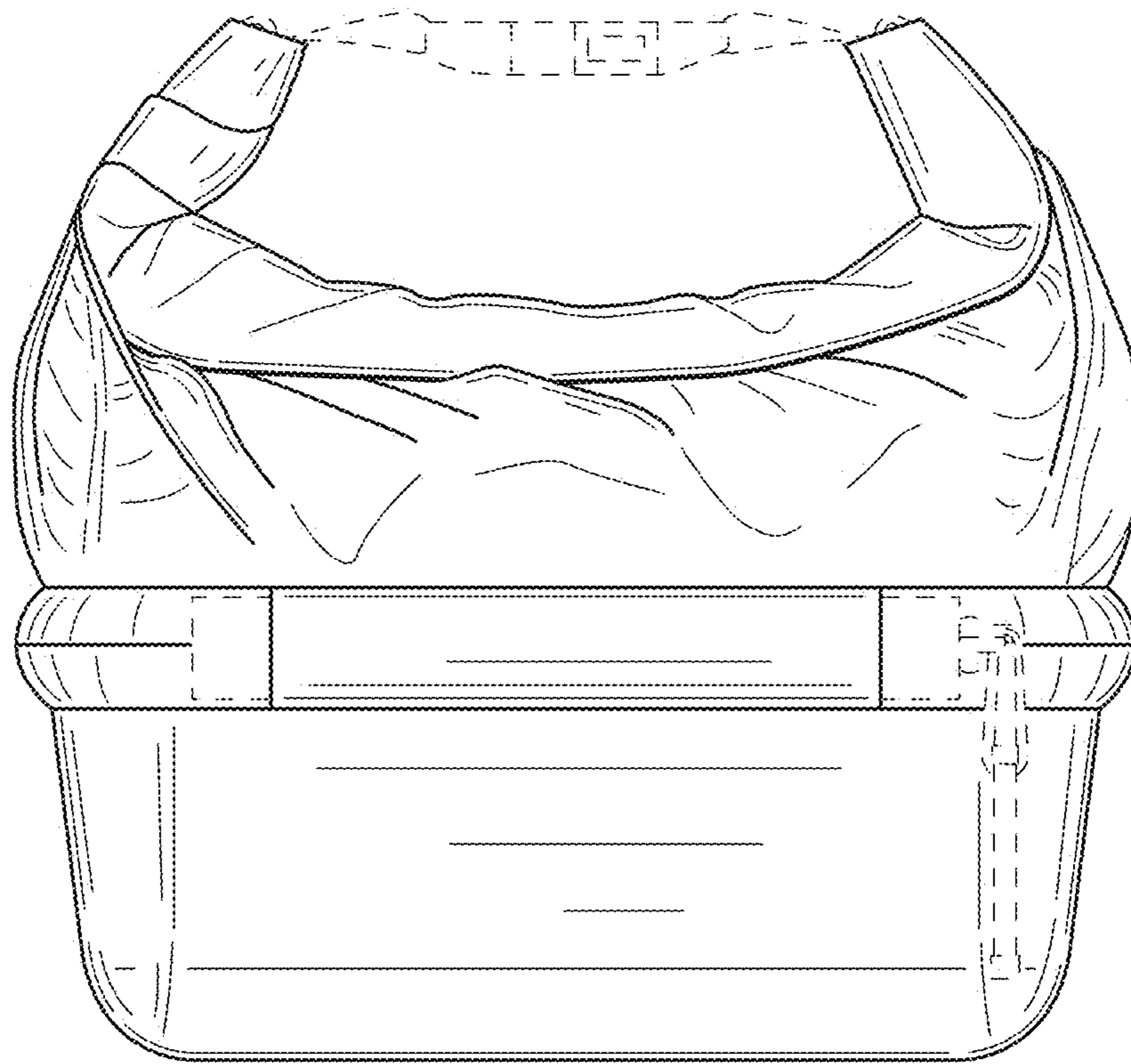


FIG.3




FIG.4

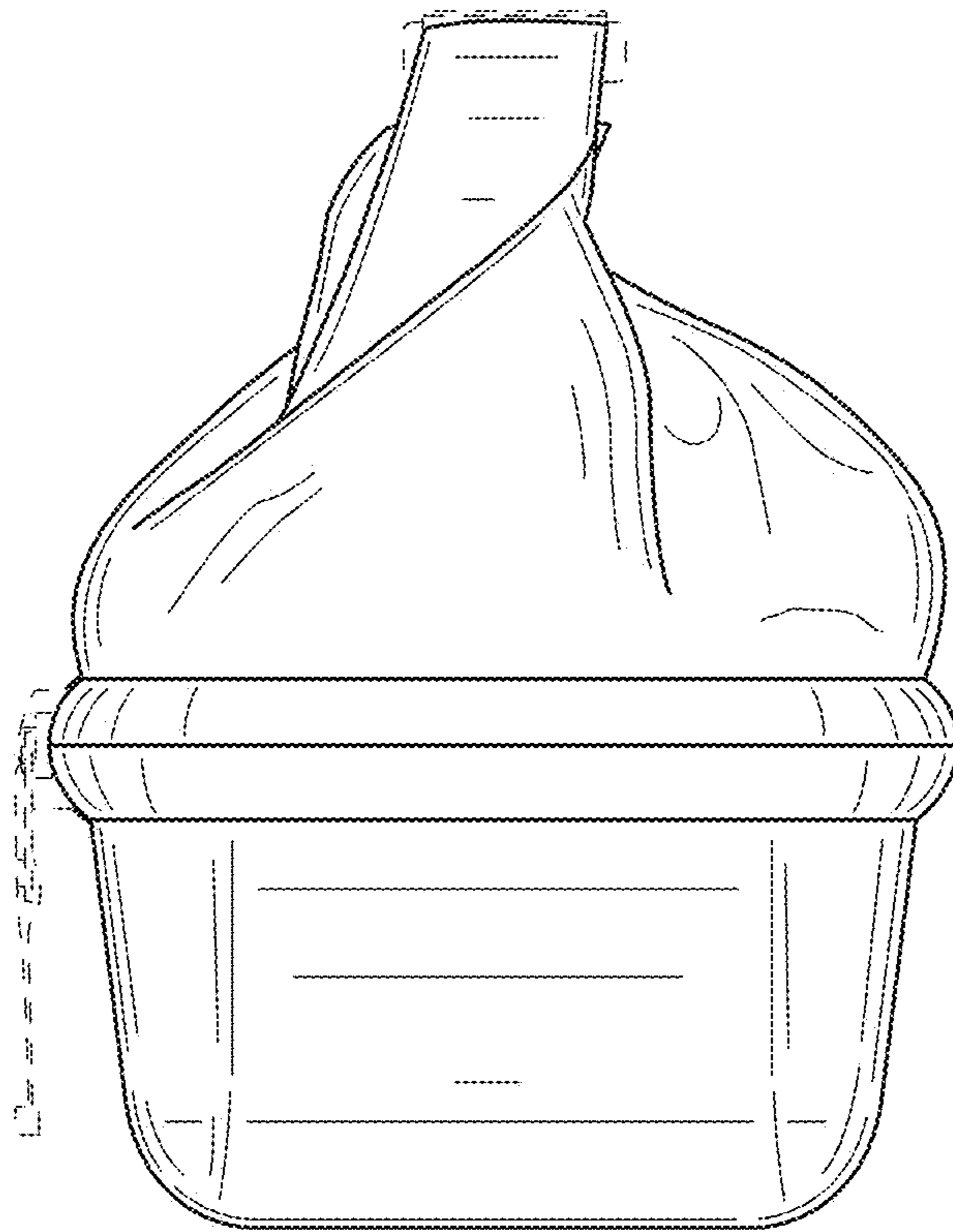


FIG.5

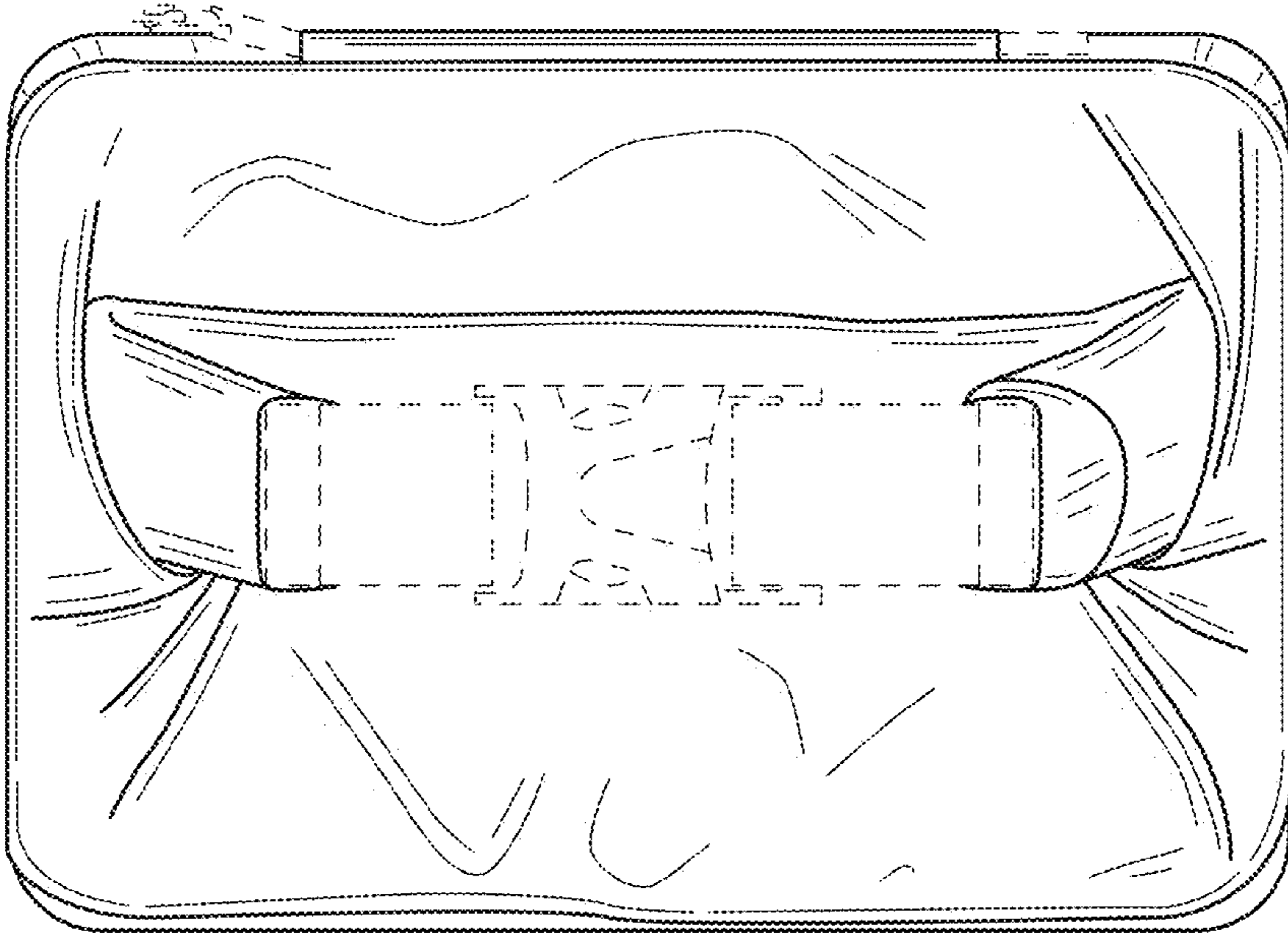


FIG. 6

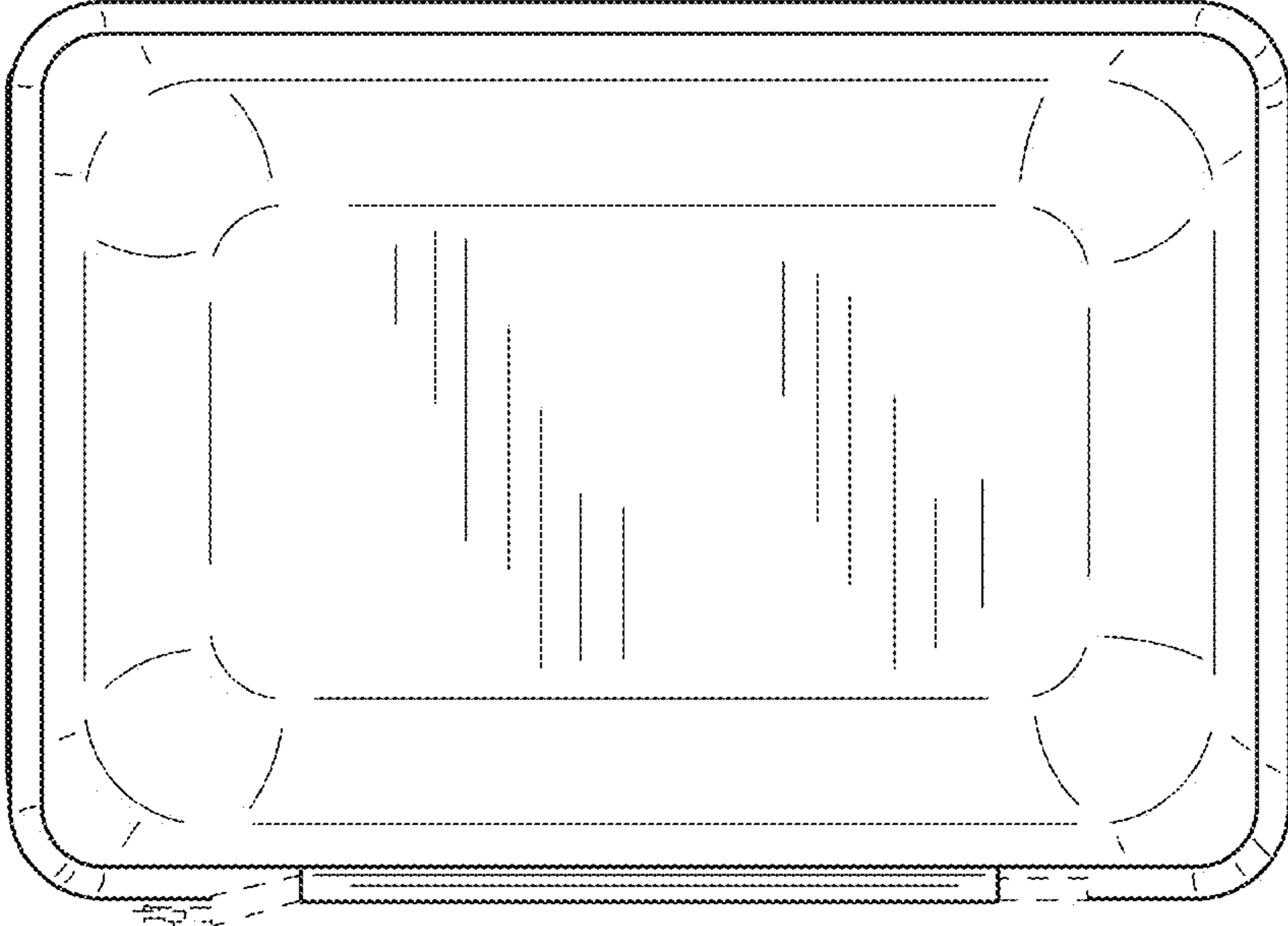


FIG. 7