

US00D754418S

(12) **United States Design Patent**
Caine

(10) **Patent No.:** **US D754,418 S**

(45) **Date of Patent:** **** Apr. 26, 2016**

(54) **PANTS**

(71) Applicant: **Daniela Caine**, Portland, OR (US)

(72) Inventor: **Daniela Caine**, Portland, OR (US)

(73) Assignee: **Respect Your Universe, Inc.**, Portland, OR (US)

(**) Term: **14 Years**

(21) Appl. No.: **29/464,672**

(22) Filed: **Aug. 20, 2013**

(51) **LOC (10) Cl.** **02-02**

(52) **U.S. Cl.**
USPC **D2/742**

(58) **Field of Classification Search**
USPC D2/731, 738, 742
See application file for complete search history.

(56) **References Cited**

U.S. PATENT DOCUMENTS

451,197	A *	4/1891	Robare	A41D 27/20 2/252
5,143,092	A *	9/1992	Flowers	A41B 9/002 128/875
D661,872	S *	6/2012	Iamartino	D2/742
D662,281	S *	6/2012	Iamartino	D2/742
D688,032	S *	8/2013	Harte	D2/742
D730,624	S *	6/2015	Prpic	D2/742
D731,752	S *	6/2015	Roberts	D2/742
D731,753	S *	6/2015	Mahtani	D2/742

* cited by examiner

Primary Examiner — Rashida Johnson

(74) *Attorney, Agent, or Firm* — Schwabe, Williamson & Wyatt, P.C.

(57) **CLAIM**

I claim an ornamental design for pants, as shown and described.

DESCRIPTION

FIG. 1 is a perspective view of pants showing my new design, the flap shown in a folded up position and covering a hidden pocket;

FIG. 2 is a front view of the pants of FIG. 1, with the flap in the folded up position;

FIG. 3 is a rear view of the pants of FIG. 1, with the flap in the folded up position;

FIG. 4 is a right side view of the pants of FIG. 1, with the flap in the folded up position;

FIG. 5 is a left side view of the pants of FIG. 1, with the flap in the folded up position;

FIG. 6 is a top view of the pants of FIG. 1, with the flap in the folded up position;

FIG. 7 is a bottom view of the pants of FIG. 1, with the flap in the folded up position;

FIG. 8 is a front view of the pants of FIG. 1, with the flap in the folded down position, showing an opening of a pocket;

FIG. 9 is a right side view of the pants of FIG. 1, with the flap in the folded down position;

FIG. 10 is a perspective view of the pants, with the flap in the folded up position;

FIG. 11 is a perspective view of the pants of FIG. 10, with the flap in the folded down position;

FIG. 12 is a perspective view of the pants, with the flap in the folded up position; and,

FIG. 13 is a perspective view of the pants of FIG. 12, with the flap in the folded down position.

The broken lines showing the remainder of the long pants in FIGS. 1-9, the broken lines showing the remainder of the capri-style pants in FIGS. 10 and 11, and the broken lines showing the remainder of the short pants in FIGS. 12 and 13 represent the portions of the pants which form no part of the claimed design.

1 Claim, 7 Drawing Sheets






Fig. 1




Fig. 2




Fig. 3

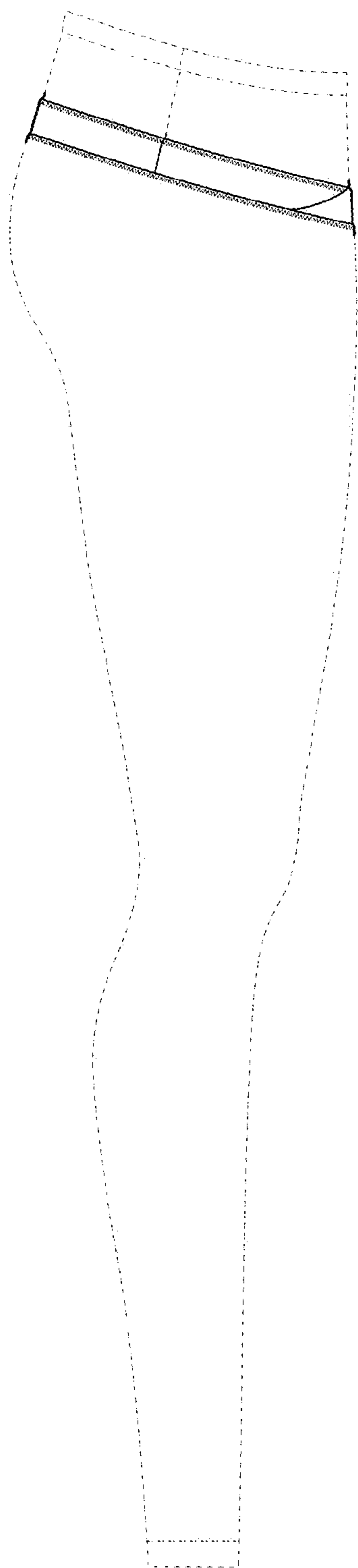


Fig. 4

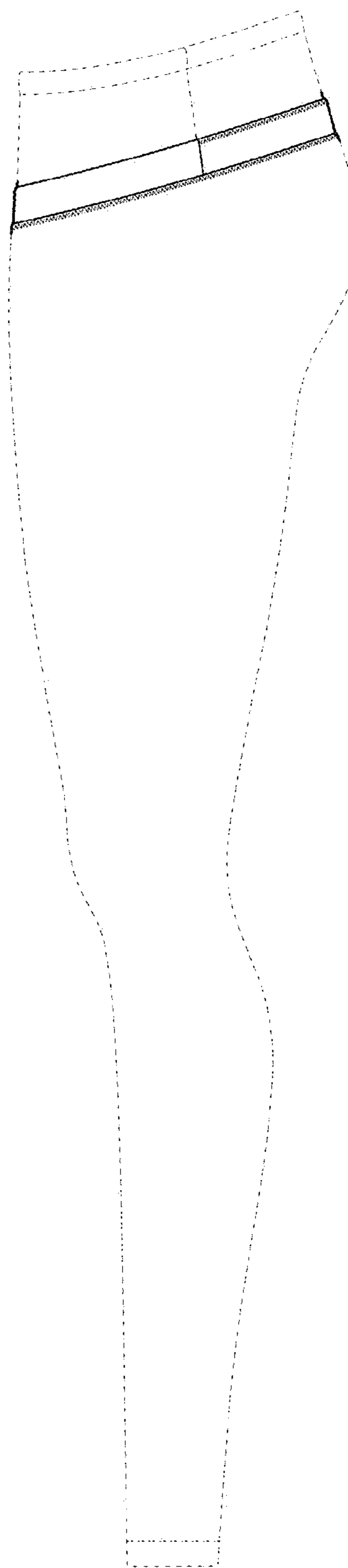


Fig. 5

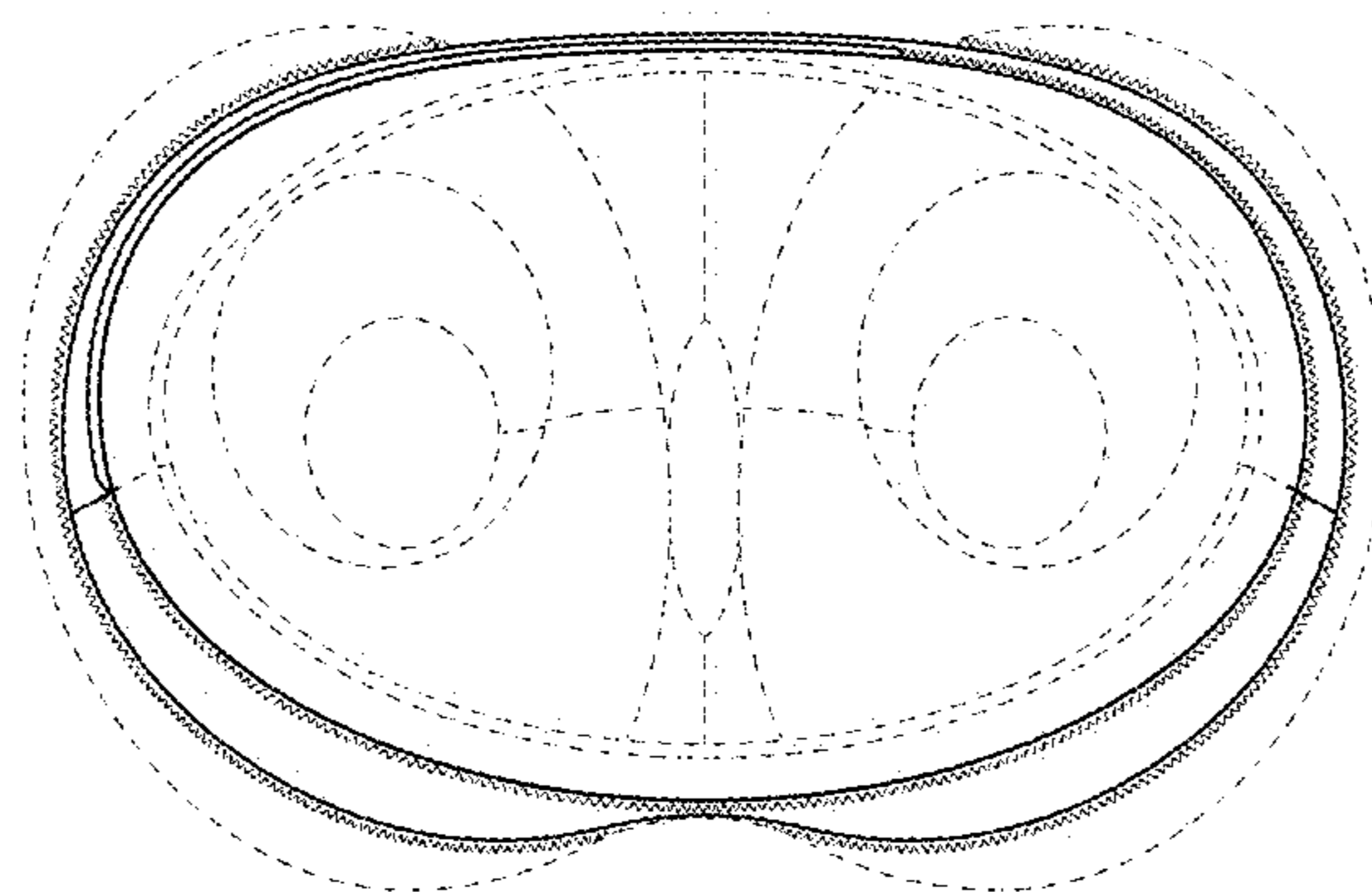


Fig. 6

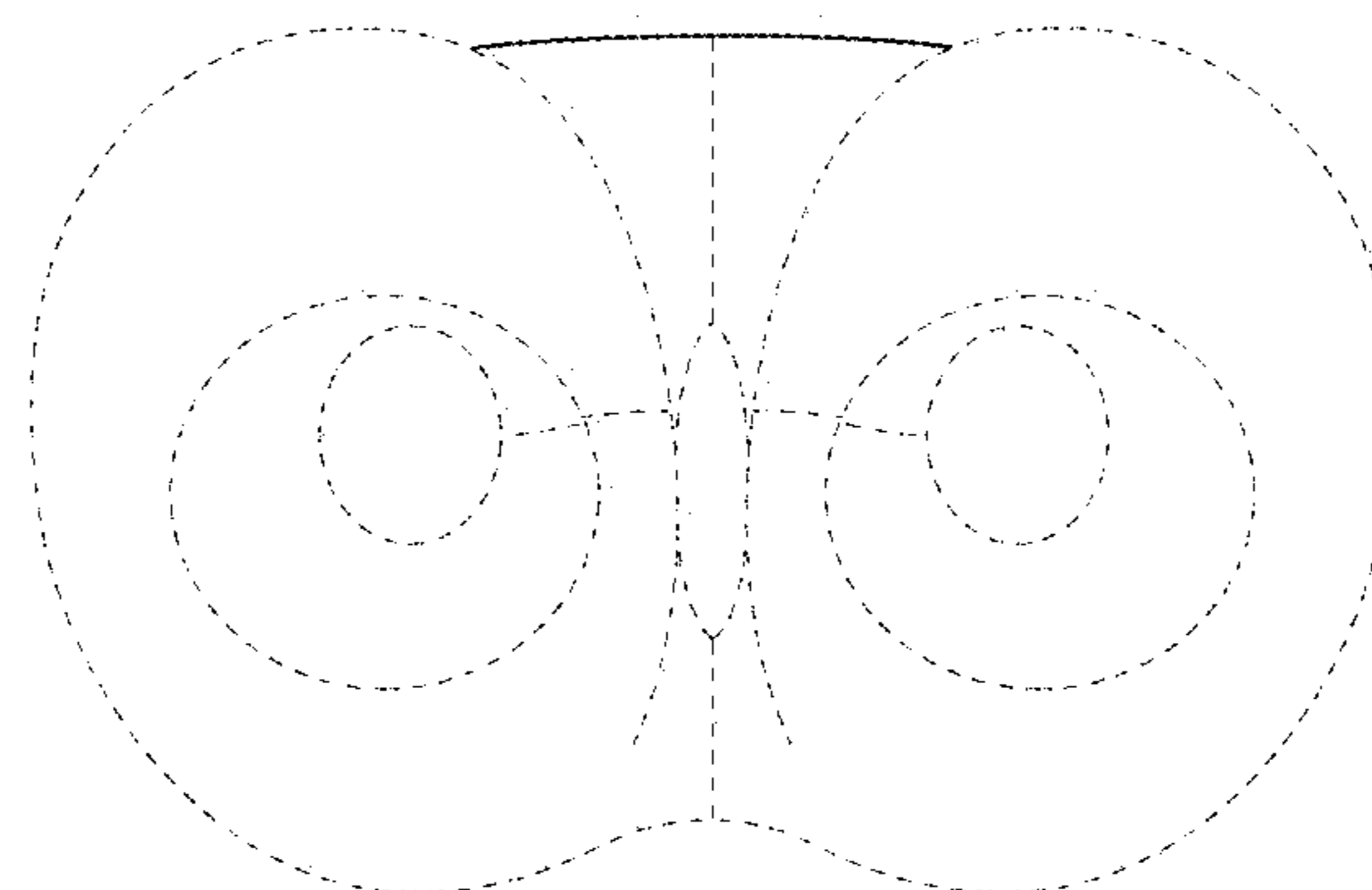


Fig. 7




Fig. 8

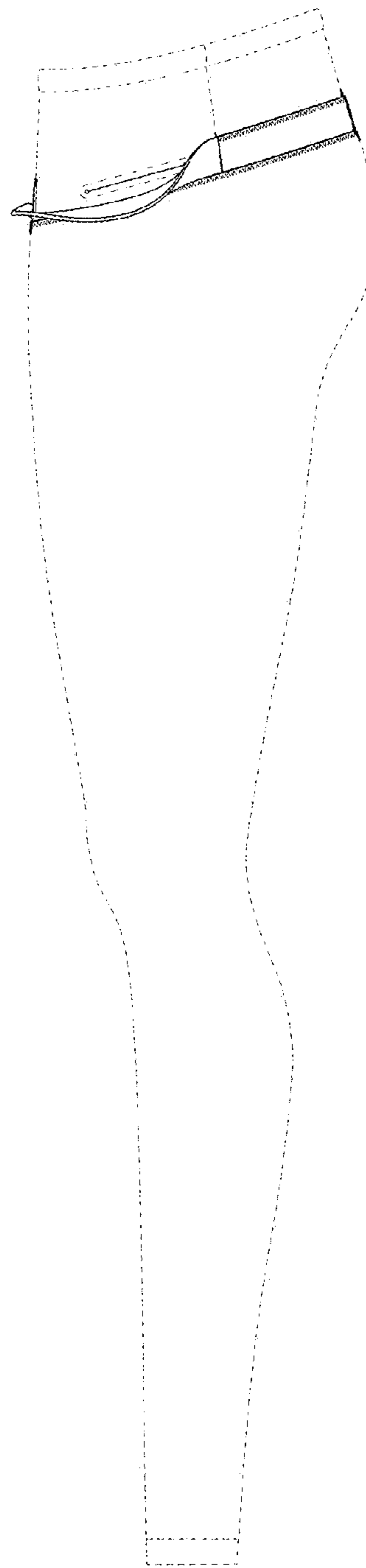


Fig. 9

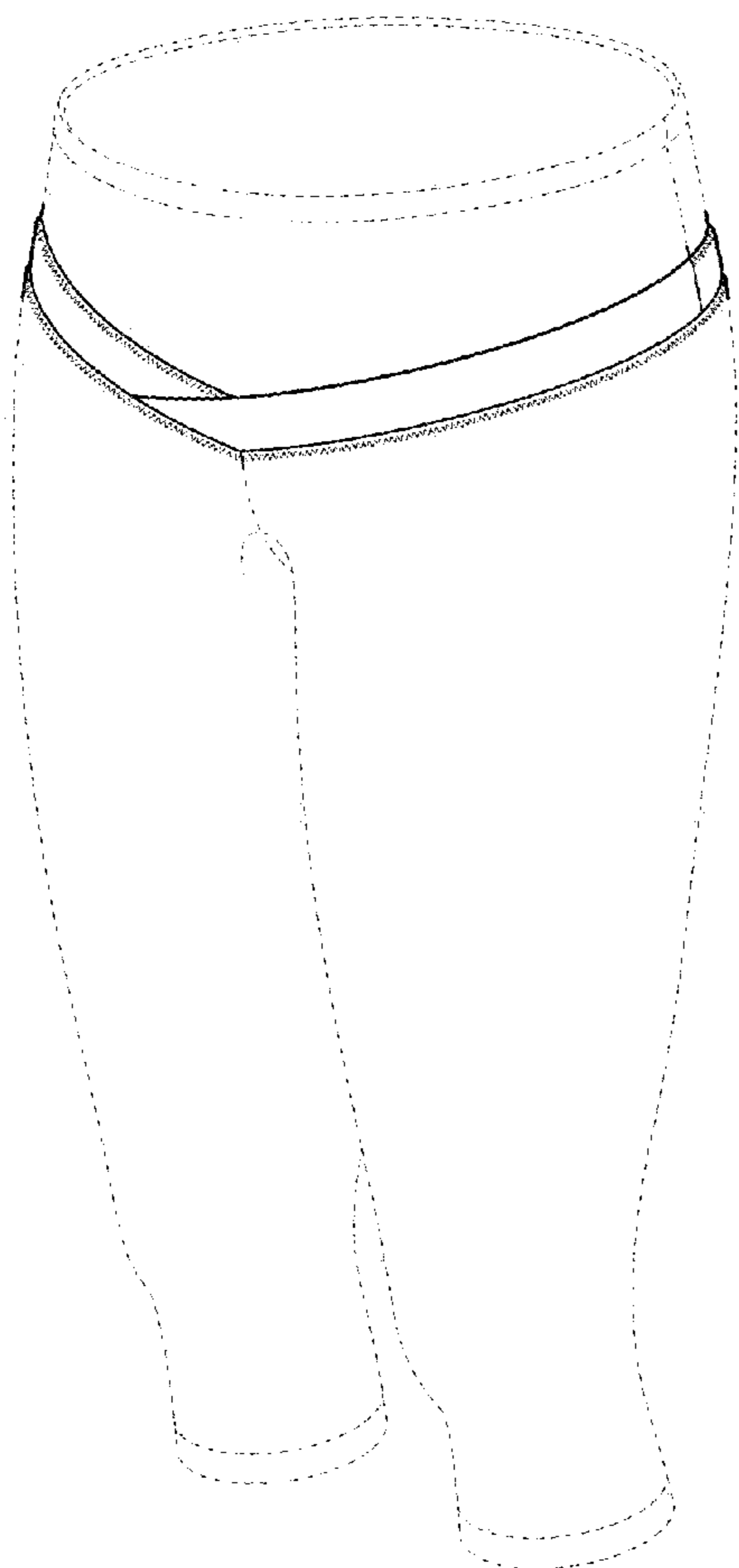
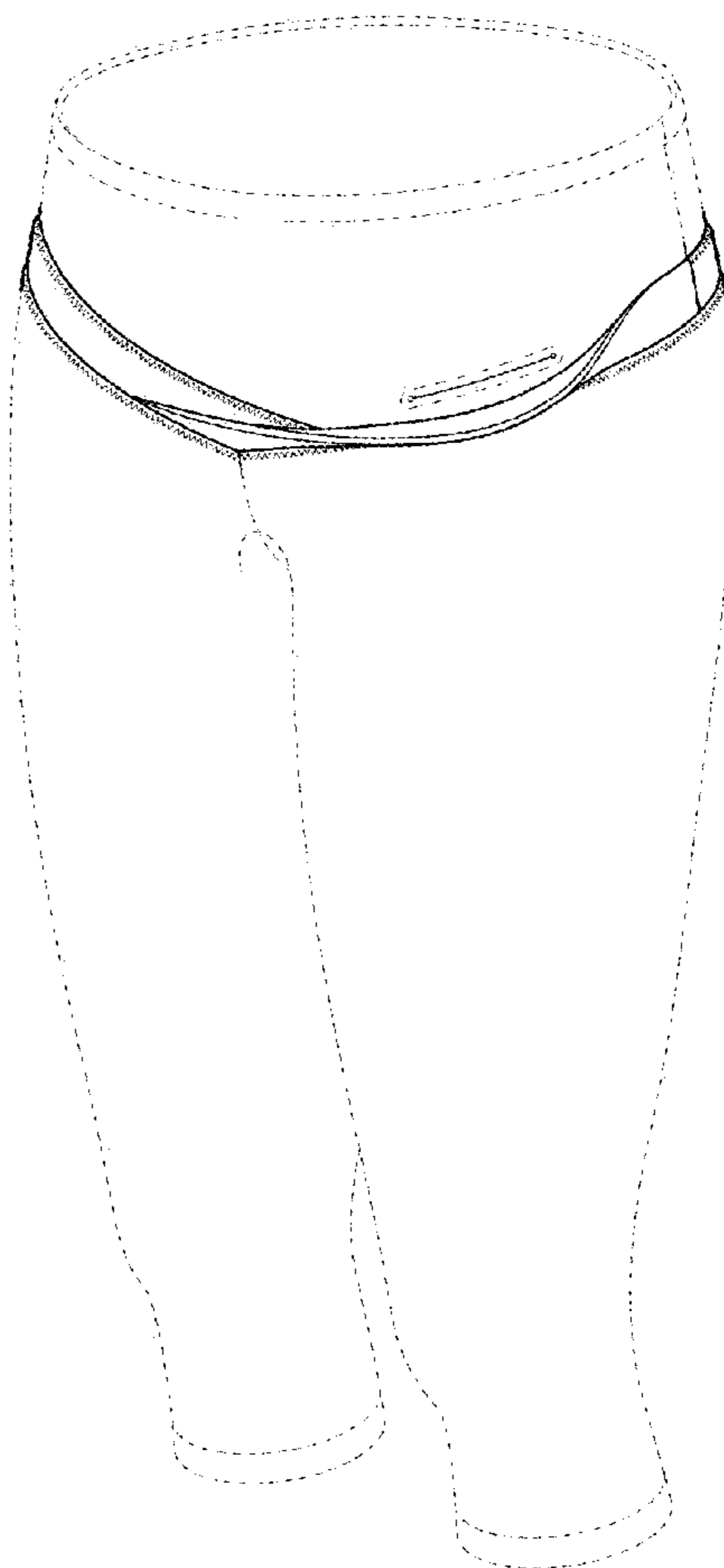


Fig. 10

Fig. 11



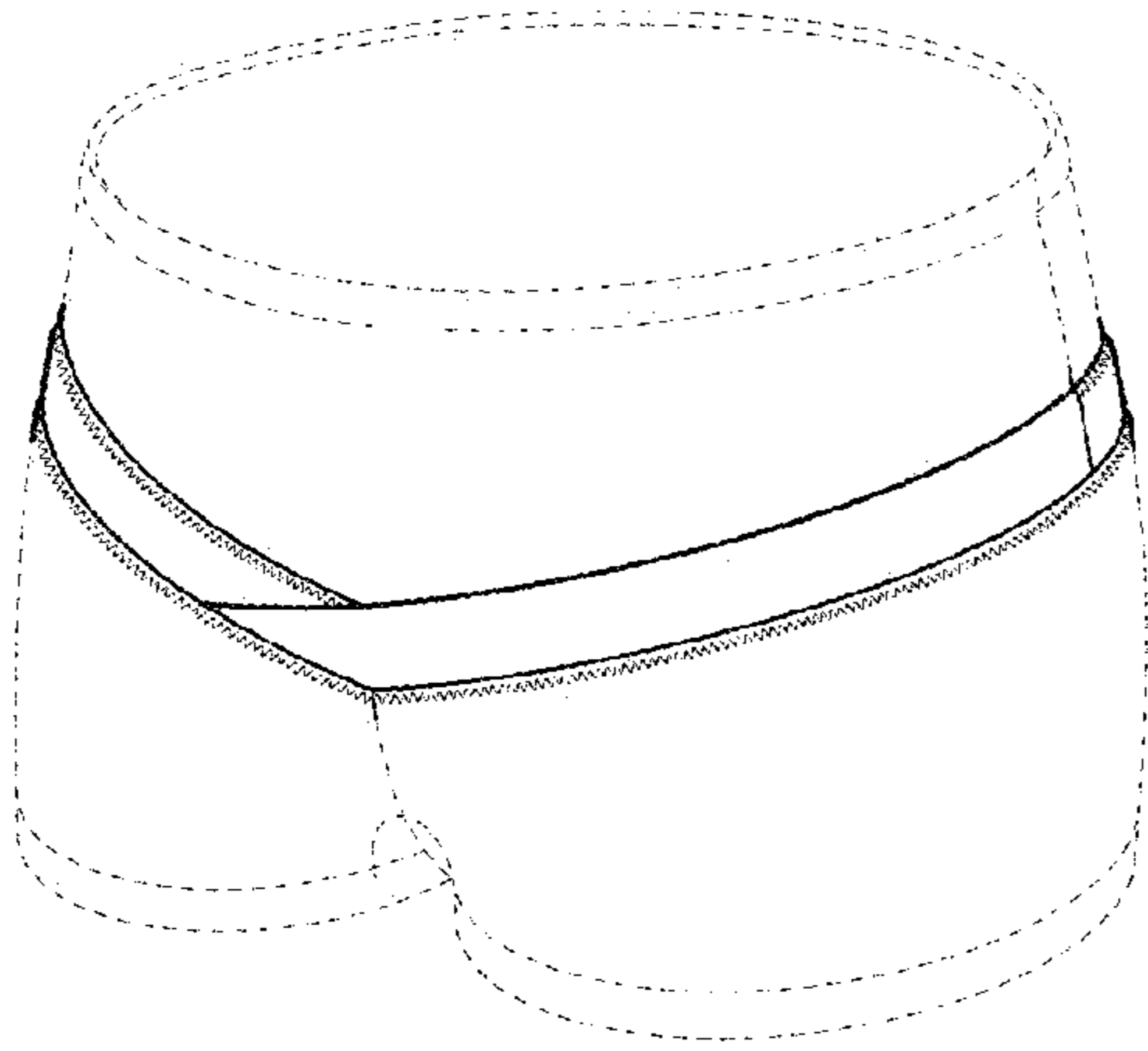


Fig. 12

Fig. 13

