



US00D754410S

(12) **United States Design Patent**
McLoughlin

(10) **Patent No.:** **US D754,410 S**

(45) **Date of Patent:** **** *Apr. 19, 2016**

(54) **FLAG RETIREMENT RECEPTACLE**

(71) Applicant: **ROM Acquisition Corporation**, Belton,
MO (US)

(72) Inventor: **John E. McLoughlin**, Hauppauge, NY
(US)

(73) Assignee: **ROM Acquisition Corporation**, Belton,
MO (US)

(*) Notice: This patent is subject to a terminal dis-
claimer.

(**) Term: **14 Years**

(21) Appl. No.: **29/479,992**

(22) Filed: **Jan. 22, 2014**

(51) **LOC (10) Cl.** **09-09**

(52) **U.S. Cl.**
USPC **D34/1**

(58) **Field of Classification Search**
USPC D34/1-11; 220/908, 908.1, 911, 913;
D20/6; 232/1 R
CPC A47G 29/12; A47G 29/14; A47G 29/16;
A47G 2029/12; A47G 2029/14; A47G
2029/144; A47G 2029/148; B65F 1/0066;
B65F 1/141
See application file for complete search history.

(56) **References Cited**

U.S. PATENT DOCUMENTS

3,658,233	A *	4/1972	Voytko	229/117.35
D291,392	S *	8/1987	Worthen	D6/440
D328,169	S *	7/1992	Burleigh	D34/8
5,147,056	A *	9/1992	Ma	220/263
D333,716	S *	3/1993	Bird et al.	D34/8
5,203,618	A *	4/1993	Oshall	312/290
D335,372	S *	5/1993	Mosior	D34/11
D348,964	S *	7/1994	Roy et al.	D34/7
D349,997	S *	8/1994	Ullmann	D34/1
D377,553	S *	1/1997	Cozart	D34/1
D414,515	S *	9/1999	Berckenhoff et al.	D20/6

D454,915	S *	3/2002	Brown	D20/6
6,644,542	B2 *	11/2003	Cox et al.	232/47
D545,374	S *	6/2007	Gollob	D20/6
D566,920	S *	4/2008	Boydston et al.	D34/1
D573,767	S *	7/2008	Milton et al.	D34/1
D603,119	S *	10/2009	Yang et al.	D34/7
D612,560	S *	3/2010	Moore	D34/7
D665,551	S *	8/2012	Grand et al.	D34/7
D672,109	S *	12/2012	Moore	D34/6
D680,702	S *	4/2013	Bennie et al.	D34/5
2003/0098305	A1 *	5/2003	Feely	220/263
2005/0189363	A1 *	9/2005	Sweet	220/846

* cited by examiner

Primary Examiner — Cynthia Ramirez

(74) *Attorney, Agent, or Firm* — Wei Wei Jeang; Grable
Martin Fulton PLLC

(57) **CLAIM**

The ornamental design for a flag retirement receptacle, as
shown and described.

DESCRIPTION

This application is related to co-pending non-provisional
patent application Ser. No. 14/161,073, entitled “Flag Retirement
Receptacle” filed on Jan. 22, 2014.

FIG. 1 is a front perspective view of a flag retirement recep-
tacle of our new design;

FIG. 2 is a rear perspective view thereof;

FIG. 3 is a front elevational view thereof;

FIG. 4 is a rear elevational view thereof;

FIG. 5 is a side elevational view thereof;

FIG. 6 is a top plan view thereof;

FIG. 7 is a bottom plan view thereof;

FIG. 8 is a front perspective view thereof with a partially open
lid;

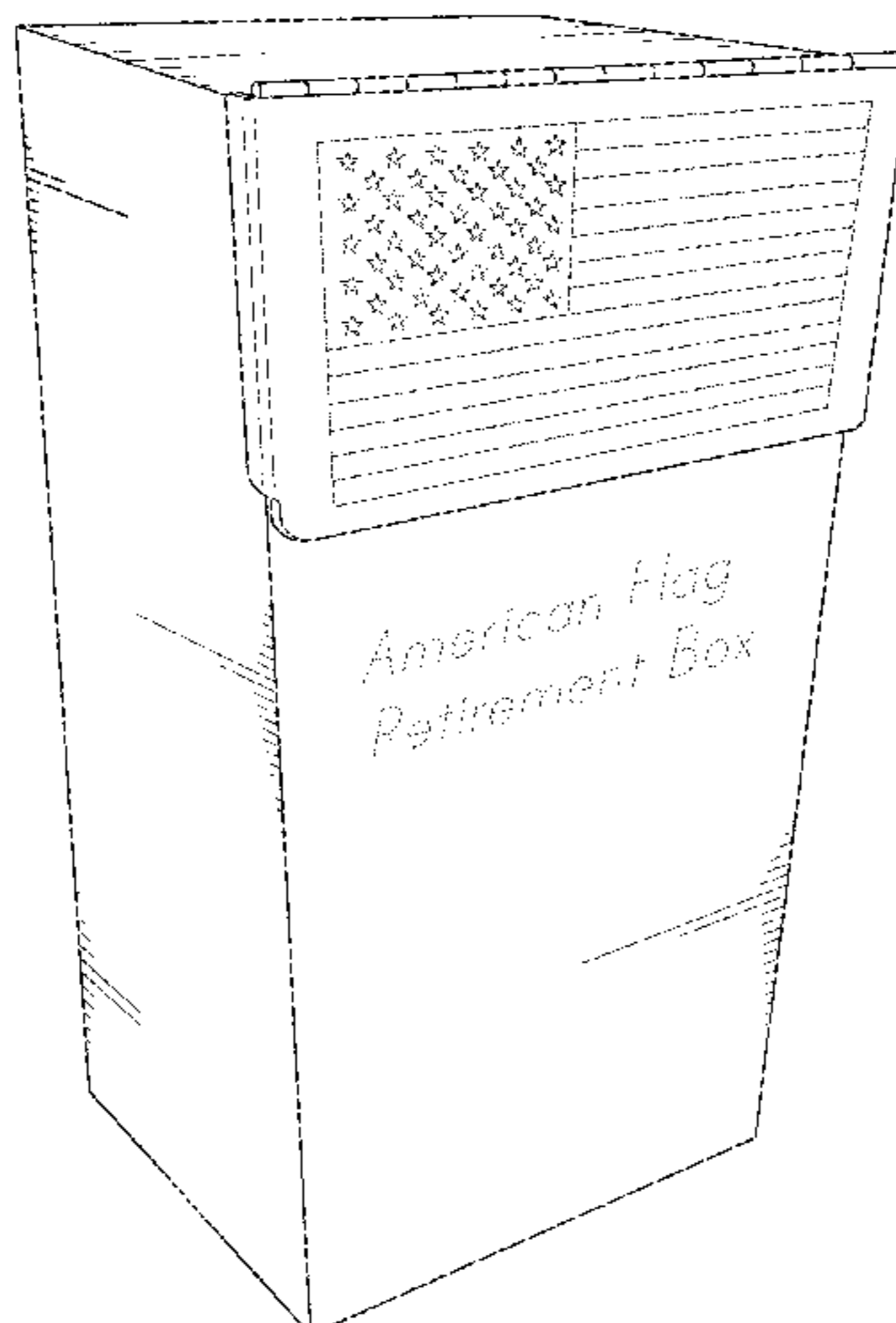
FIG. 9 is a side elevational view with a partially open lid;

FIG. 10 is another front perspective view thereof; and,

FIG. 11 is another front elevational view thereof.

The broken lines shown in some of the figures are included for
the purpose of illustrating environment and form no part of
the claimed design.

1 Claim, 10 Drawing Sheets




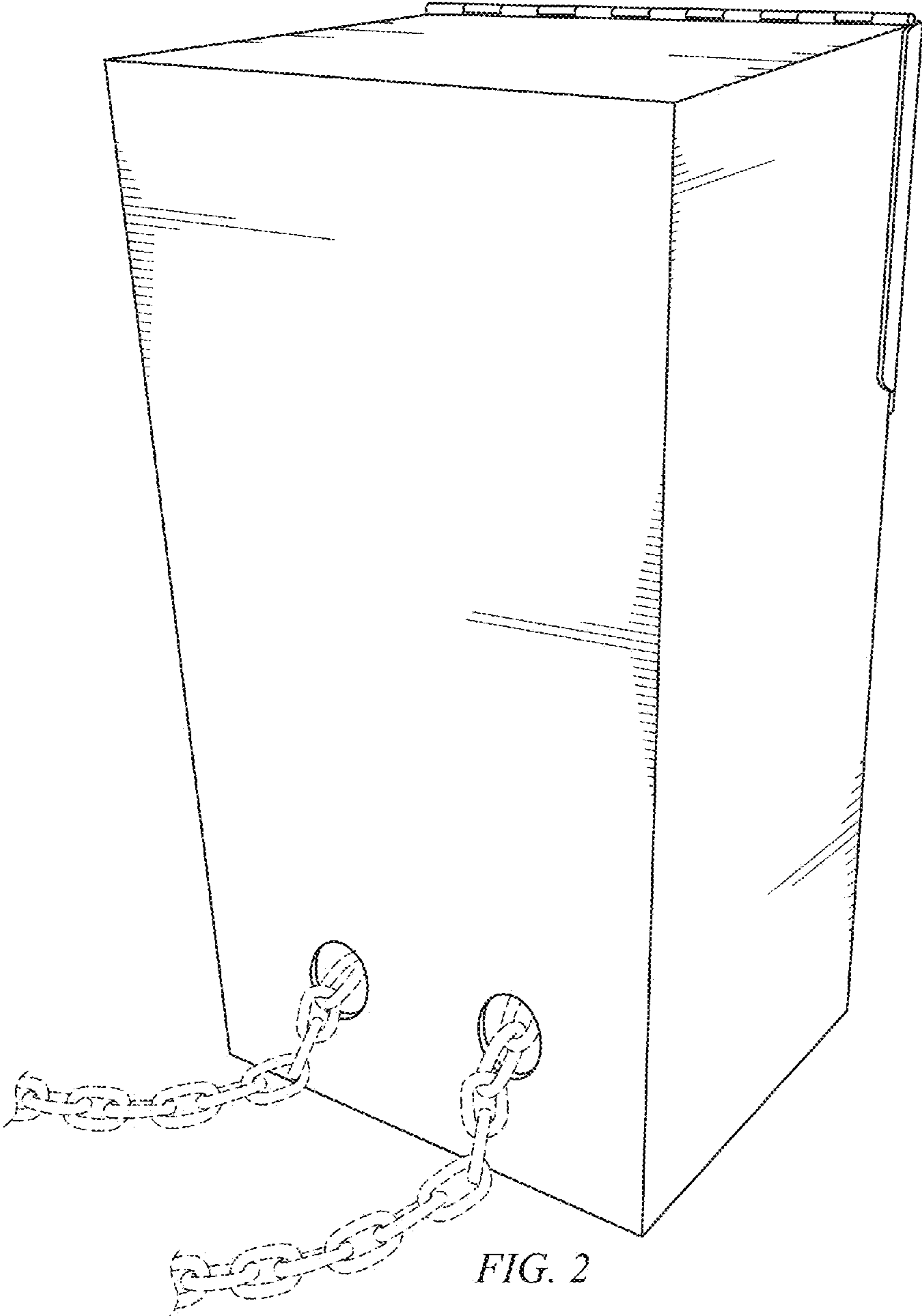


FIG. 1






FIG. 3




FIG. 4




FIG. 5

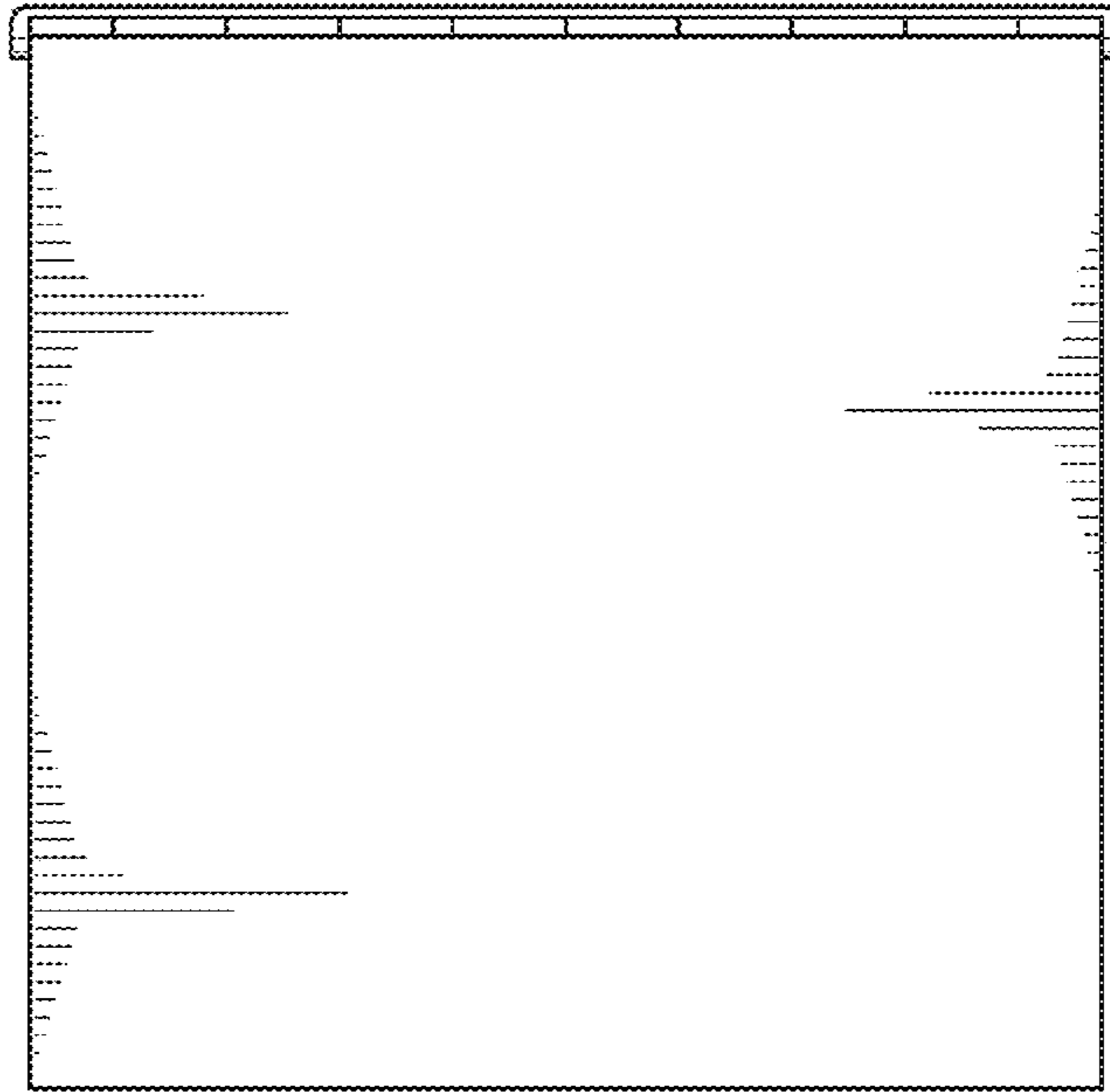


FIG. 6




FIG. 7

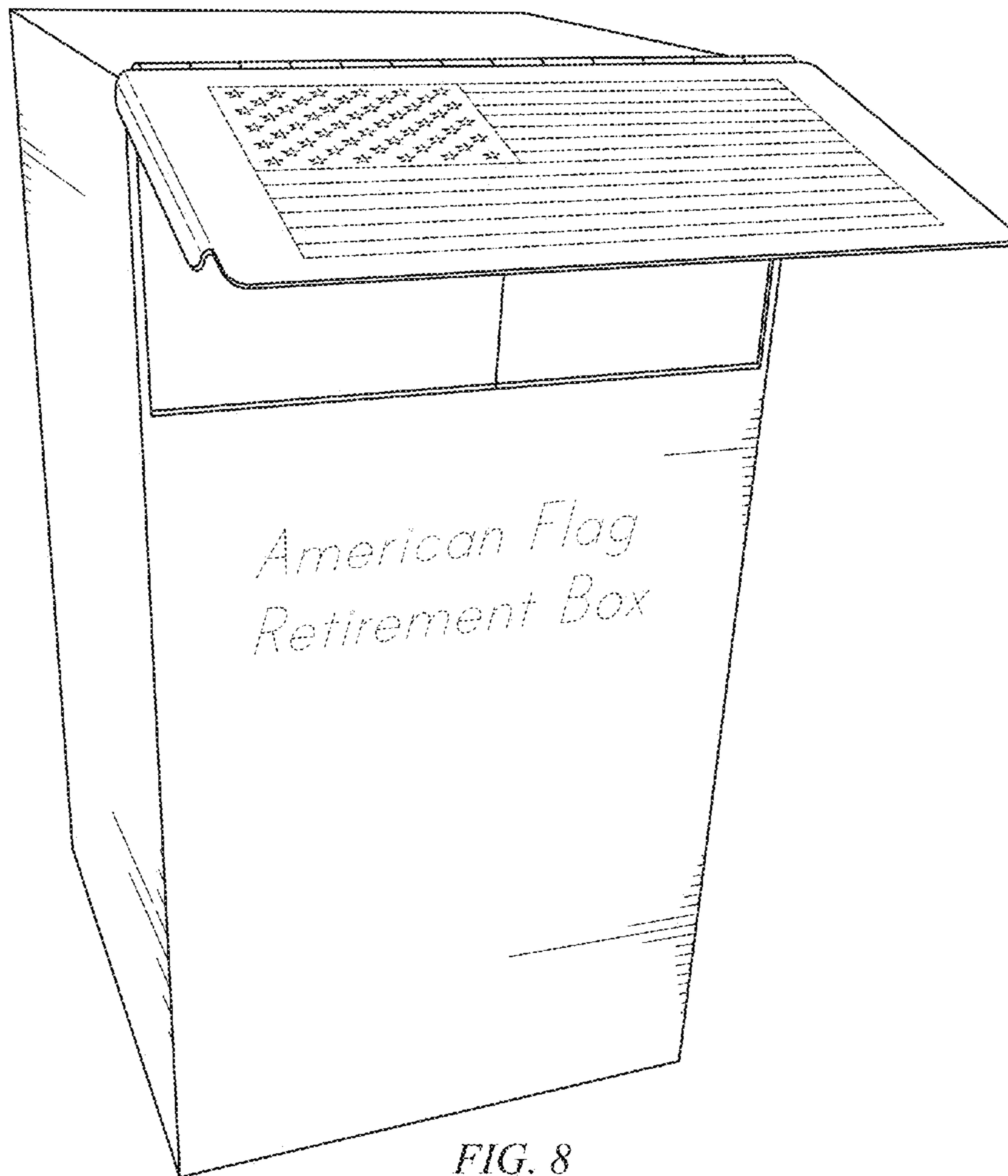


FIG. 8

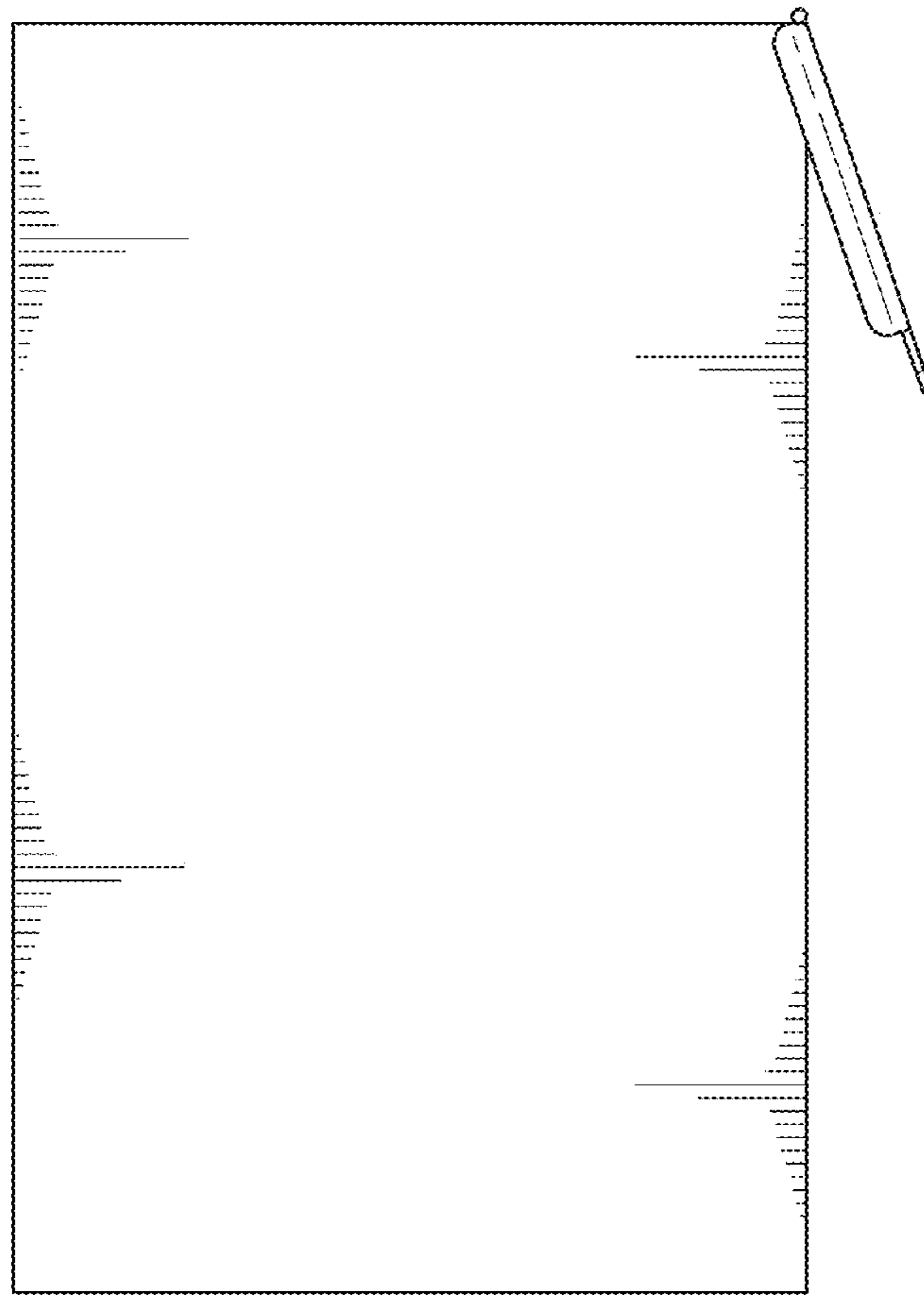


FIG. 9




FIG. 10




FIG. 11