



US00D754409S

(12) **United States Design Patent**  
**Wilmsen**

(10) **Patent No.:** **US D754,409 S**  
(45) **Date of Patent:** **\*\* Apr. 19, 2016**

- (54) **DRYING MAT**
- (71) Applicant: **Schroeder & Tremayne, Inc.**, St. Louis, MO (US)
- (72) Inventor: **Jeffrey G. Wilmsen**, St. Louis, MO (US)
- (73) Assignee: **Schroeder & Tremayne, Inc.**, St. Louis, MO (US)
- (\*\*) Term: **15 Years**
- (21) Appl. No.: **29/541,851**
- (22) Filed: **Oct. 8, 2015**

**Related U.S. Application Data**

- (62) Division of application No. 29/470,711, filed on Oct. 24, 2013.
- (51) **LOC (10) Cl.** ..... **07-05**
- (52) **U.S. Cl.**  
USPC ..... **D32/55**
- (58) **Field of Classification Search**  
USPC ..... D32/55, 276, 3; D6/510, 525; D30/133;  
211/41.5, 41.4, 41.3, 41.8; 361/679.4;  
312/311, 333, 334.4; D7/354, 629  
CPC ..... A47J 47/20; A47J 2201/00; A47J 47/00;  
B65D 35/02; B65D 35/22; B65D 35/56  
See application file for complete search history.

(56) **References Cited**

**U.S. PATENT DOCUMENTS**

D694,526 S *	12/2013	Anderson	.....	D5/43
D702,047 S *	4/2014	Rhodes, III	.....	D5/58
D720,935 S *	1/2015	Hoglund	.....	D5/59
D725,915 S *	4/2015	Haverfield	.....	D5/59
D725,916 S *	4/2015	Haverfield	.....	D5/60
D728,245 S *	5/2015	Haverfield	.....	D5/60
2005/0019531 A1 *	1/2005	Bazbaz	.....	B32B 3/30 428/156

2005/0045703 A1 *	3/2005	Cheng	.....	A45C 5/02 229/5.81
2006/0228509 A1 *	10/2006	Sher	.....	C09J 5/08 428/40.1
2007/0219523 A1 *	9/2007	Bruun	.....	A61F 13/5323 604/385.101
2007/0256261 A1 *	11/2007	Benitez	.....	A47K 7/02 15/118
2008/0202682 A1 *	8/2008	Husemann	.....	C09J 7/0203 156/320
2009/0241978 A1 *	10/2009	Moretti	.....	A47K 7/026 132/200
2010/0143645 A1 *	6/2010	Wilmsen	.....	A47G 27/0206 428/116

\* cited by examiner

*Primary Examiner* — Austin Murphy

(74) *Attorney, Agent, or Firm* — Thompson Coburn LLP

(57) **CLAIM**

The ornamental design for drying mat, as shown and described.


**DESCRIPTION**

FIG. 1 is a plan view of a drying mat showing my design wherein the figure shows my new design in a repeating pattern having raised portions that are intended to be applied uniformly to the entire surface of the embodiment of the drying mat as shown in FIG. 1; and,

FIG. 2 is a plan view of an alternate embodiment of a drying mat showing my new design wherein the figure shows my new design in a repeating pattern having raised portions that are intended to be applied uniformly to the entire surface of the embodiment of the drying mat as shown in FIG. 2.

The surfaces and portions of the drying mat as shown in FIGS. 1 and 2 that would be normally visible but are not shown in the photographs are not described in this specification form no part of the claimed design.

**1 Claim, 2 Drawing Sheets**








Fig. 1






Fig. 2



UNITED STATES PATENT AND TRADEMARK OFFICE  
**CERTIFICATE OF CORRECTION**

PATENT NO. : D754,409 S  
APPLICATION NO. : 29/541851  
DATED : April 19, 2016  
INVENTOR(S) : Jeffrey G. Wilmsen

Page 1 of 1

It is certified that error appears in the above-identified patent and that said Letters Patent is hereby corrected as shown below:

On the Title Page

Item (57), in the description of the figures, the following changes were requested in a preliminary amendment and should be incorporated:

The description of Figure 1 should be omitted.

Figure 2 should be renamed Figure 1.

The description of Figure 2 should be amended to read: "Figure 1 is a plan view of a drying mat showing my new design wherein the figure shows my new design in a repeating pattern having raised portions that are intended to be applied uniformly to the entire surface of the embodiment of the drying mat as shown in Figure 1."

The final paragraph in the description should be amended to read: "The surfaces and portions of the drying mat as shown in Figure 1 that would be normally visible but is not shown in the photograph is not described in this specification form no part of the claimed design."

Under abstract "1 Claim, 2 Drawing Sheets" should read --1 Claim, 1 Drawing Sheet--.

In the Drawings

Figure 2 should be omitted. Figures 1 and 2 are currently duplicates of the same image.

Signed and Sealed this  
Fourteenth Day of March, 2017



Michelle K. Lee  
Director of the United States Patent and Trademark Office