



US00D754401S

(12) **United States Design Patent**
Seiler

(10) **Patent No.:** **US D754,401 S**

(45) **Date of Patent:** **** Apr. 19, 2016**

(54) **BLOTTER HOLDER**

(71) Applicant: **FIRMENICH SA**, Geneva (CH)

(72) Inventor: **Gregory Seiler**, Preveessin-Moens (FR)

(73) Assignee: **FIRMENICH SA**, Geneva (CH)

(**) Term: **14 Years**

(21) Appl. No.: **29/510,676**

(22) Filed: **Dec. 2, 2014**

(30) **Foreign Application Priority Data**

Jun. 6, 2014 (CH) 140777

(51) **LOC (10) Cl.** **28-03**

(52) **U.S. Cl.**

USPC **D28/73**

(58) **Field of Classification Search**

USPC D8/16, 18, 19, 20, 105, 356, 363, 366,
D8/370-377, 380-382; D6/406.2;
D12/106, 48; D20/29; D28/8.2, 87, 99;
D7/529

CPC A47G 19/2272; A47G 19/2205; A47G
19/2261; A47G 23/0216; B65D 1/265; B65D
2543/00509; B65D 81/3865; B65D 5/40;
F25D 2331/808; F25D 5/02; F25D 2303/0822;
F25D 31/008; Y10S 362/806

See application file for complete search history.

(56) **References Cited**

U.S. PATENT DOCUMENTS

3,008,678	A *	11/1961	Roumeliotis	248/145.3
3,482,731	A *	12/1969	Douty	220/630
D296,665	S *	7/1988	Hofer	D9/504
6,044,584	A *	4/2000	Lynn	43/136
D563,724	S *	3/2008	Bodum	D7/524
D624,276	S *	9/2010	Green	D1/106
D691,209	S *	10/2013	Tate	D20/29
2002/0013108	A1 *	1/2002	Dobler	442/96
2014/0117029	A1 *	5/2014	Harvey	220/660

* cited by examiner

Primary Examiner — Robert M Spear

Assistant Examiner — Eliza Bennett-Hattan

(74) *Attorney, Agent, or Firm* — Ware, Fressola, Maguire & Barber LLP

(57) **CLAIM**

I claim the ornamental design for a blotter holder, as shown and described.

DESCRIPTION

FIG. 1 is a top perspective view of the blotter holder of the invention;

FIG. 2 is a left side view of the blotter holder of the invention, the right side view would be a mirror image thereof;

FIG. 3 is a top plan view of the blotter holder of the invention; and,

FIG. 4 is a bottom plan view of the blotter holder of the invention.

The broken lines defining the circular features of the bottom of the blotter depict environmental subject matter only and form no part of the claimed design.

1 Claim, 3 Drawing Sheets






FIG. 1

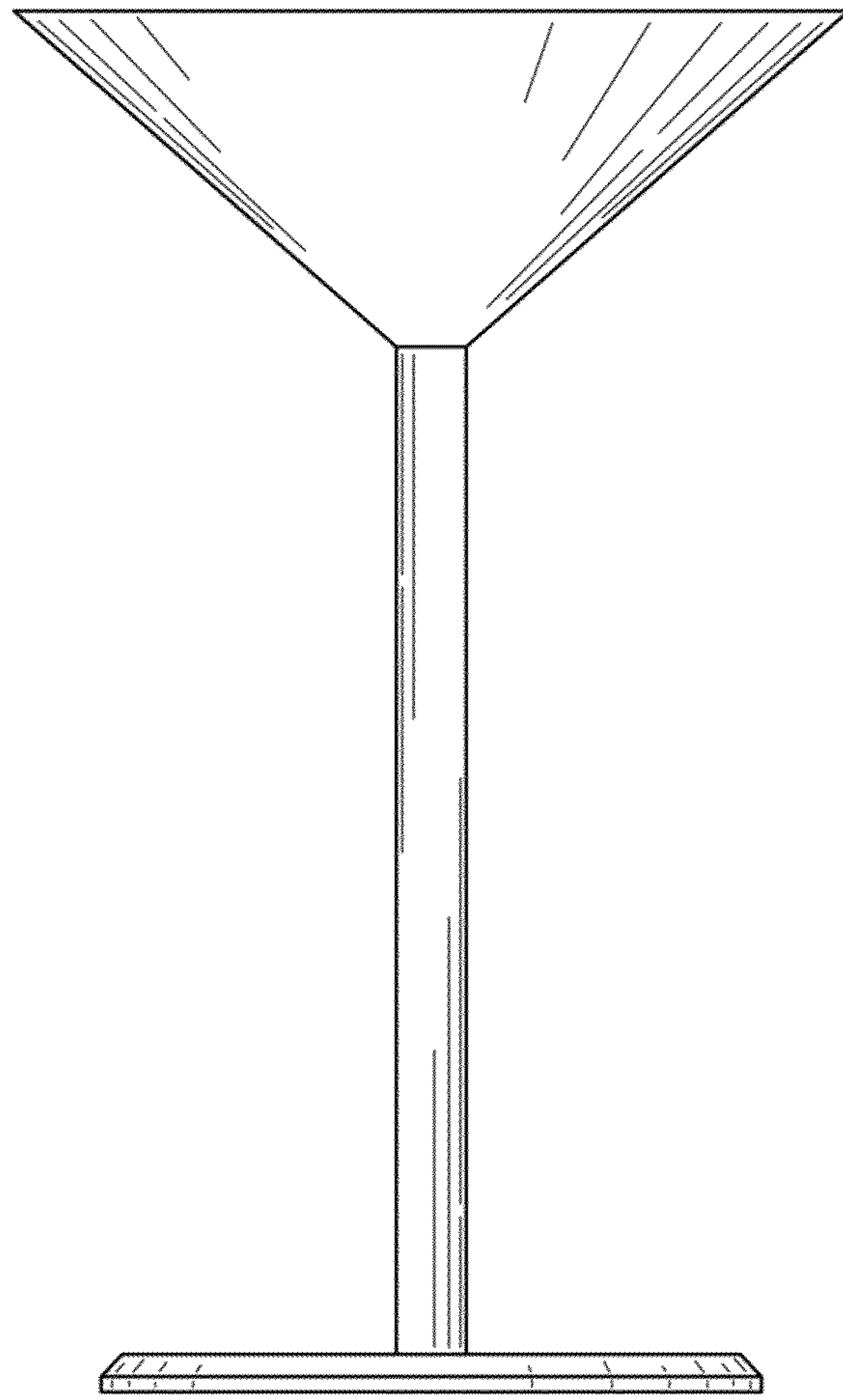


FIG. 2

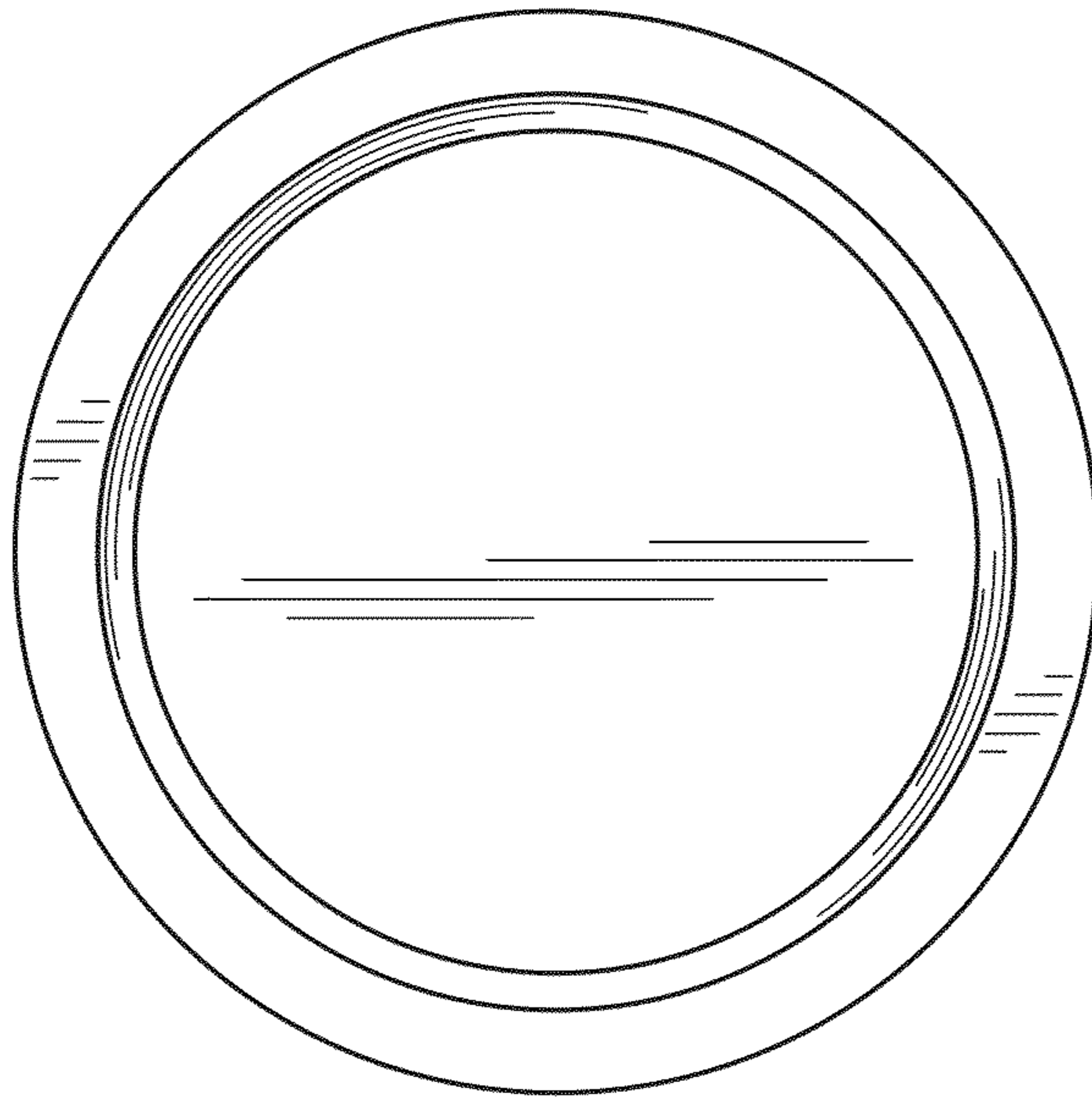


FIG. 3

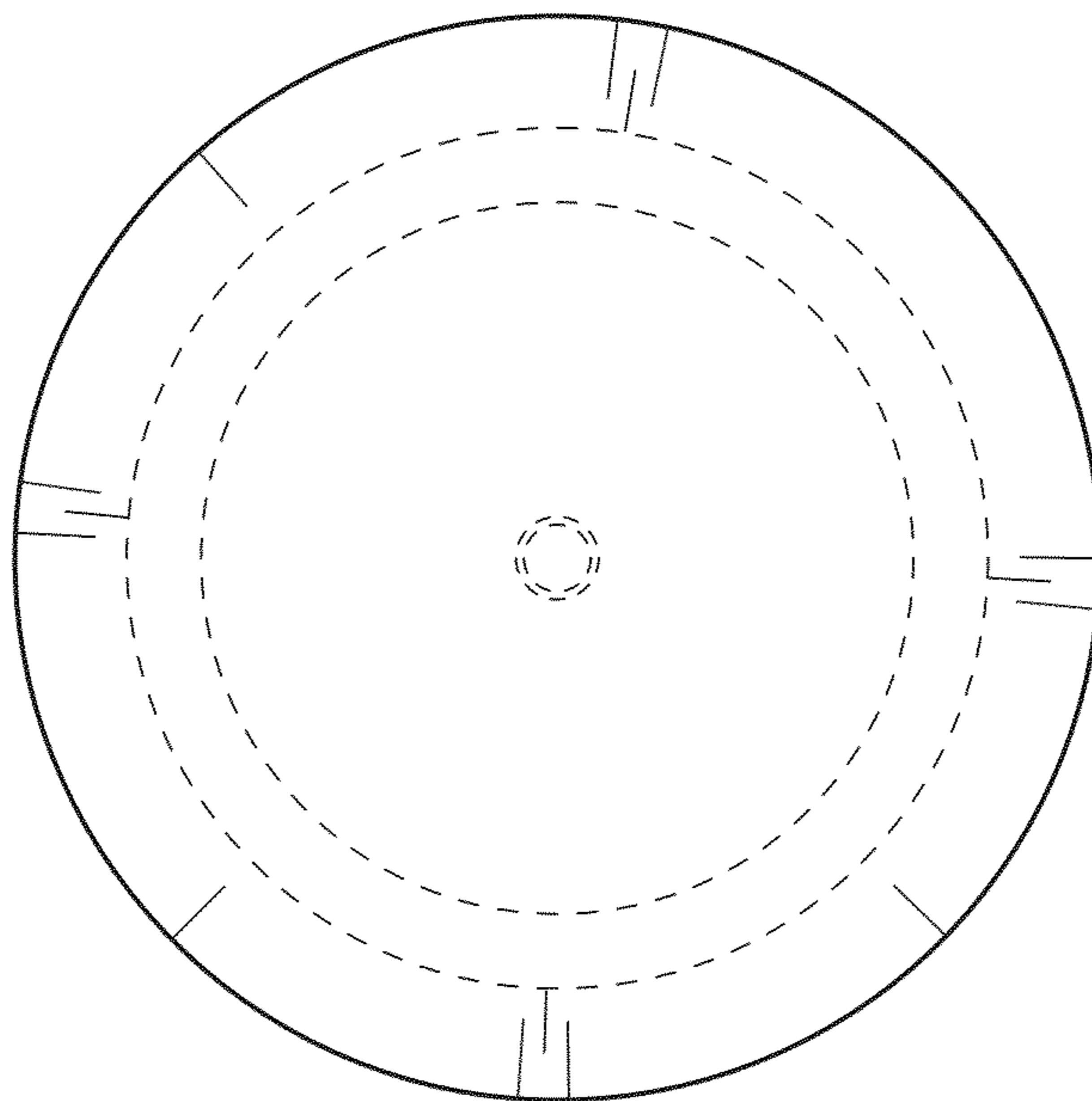


FIG. 4