



US00D754392S

(12) **United States Design Patent**
Helou

(10) **Patent No.:** **US D754,392 S**
(45) **Date of Patent:** **** Apr. 19, 2016**

(54) **WATER PIPE**

(71) Applicant: **LA MONTAGNE VERTE**, Paris (FR)

(72) Inventor: **Badri Helou**, Paris (FR)

(73) Assignee: **LA MONTAGNE VERTE**, Paris (FR)

(**) Term: **14 Years**

(21) Appl. No.: **29/521,717**

(22) Filed: **Mar. 26, 2015**

(30) **Foreign Application Priority Data**

Sep. 26, 2014 (EM) 002546481-0001

(51) **LOC (10) Cl.** **27-02**

(52) **U.S. Cl.**
USPC **D27/162**

(58) **Field of Classification Search**
USPC D27/100, 101, 162, 163, 165, 166, 167,
D27/193, 194; D9/432, 451, 452, 502, 537,
D9/556, 565, 643, 648, 661, 662;
D24/110, 215; D7/550.1, 552.2, 553.6;
131/179, 222, 260, 270, 271, 273, 329,
131/330, 358, 367; 142/1
CPC A24F 1/26; A24F 1/30; A24F 3/00;
A24F 7/00; A24F 15/00; A24F 23/00; A24F
23/02; A24F 47/00; A24F 47/002; A24F
47/008

See application file for complete search history.

(56) **References Cited**

U.S. PATENT DOCUMENTS

D381,116 S * 7/1997 Richards D27/162
D547,489 S * 7/2007 Kassir D27/162
D547,902 S * 7/2007 Kassir D27/162

D554,797 S * 11/2007 Kassir D27/162
D561,388 S * 2/2008 Kassir D27/162
D649,702 S * 11/2011 Mehio D27/162
D731,705 S * 6/2015 Nadeem D27/162
D742,587 S * 11/2015 Masri D27/162
2009/0095310 A1* 4/2009 Chaoui A24F 1/30
131/173
2012/0042884 A1* 2/2012 Mukaddam A24F 1/30
131/173
2014/0069446 A1* 3/2014 Haddad A24F 1/30
131/329
2015/0282524 A1* 10/2015 Elhalwani A24F 47/008
131/329

FOREIGN PATENT DOCUMENTS

CN 303219959 * 5/2015

* cited by examiner

Primary Examiner — Rosemary K Tarca

Assistant Examiner — Christy Nemeth

(74) *Attorney, Agent, or Firm* — Millen, White, Zelano & Branigan, P.C.; William F. Nixon

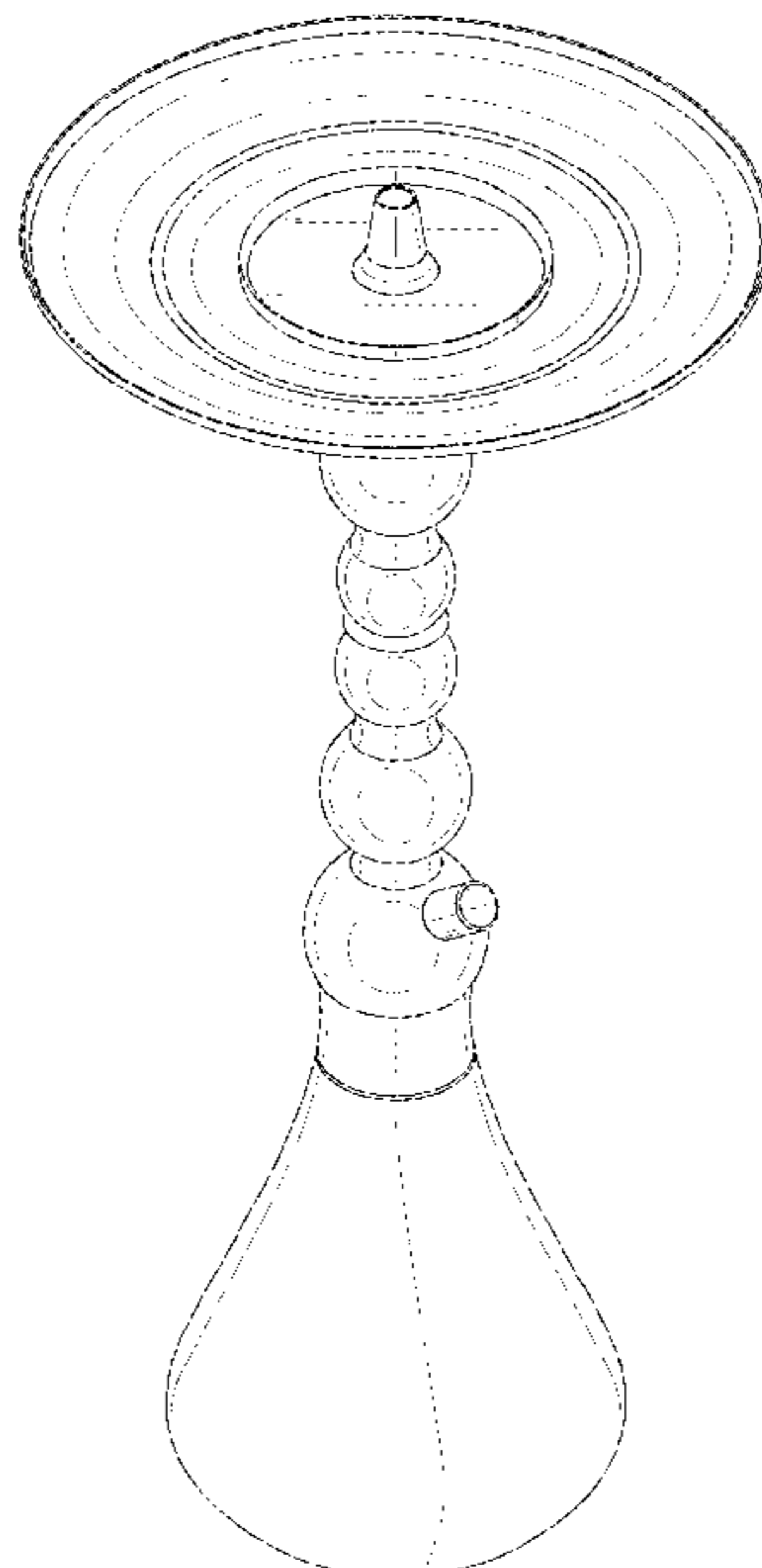
(57) **CLAIM**

The ornamental design for a water pipe, as shown and described.

DESCRIPTION

FIG. 1 is a right side perspective view of a water pipe;
FIG. 2 is a front view thereof;
FIG. 3 is a rear view thereof;
FIG. 4 is a right side view thereof;
FIG. 5 is a left side view thereof;
FIG. 6 is a top view thereof; and,
FIG. 7 is a bottom view thereof.

1 Claim, 7 Drawing Sheets



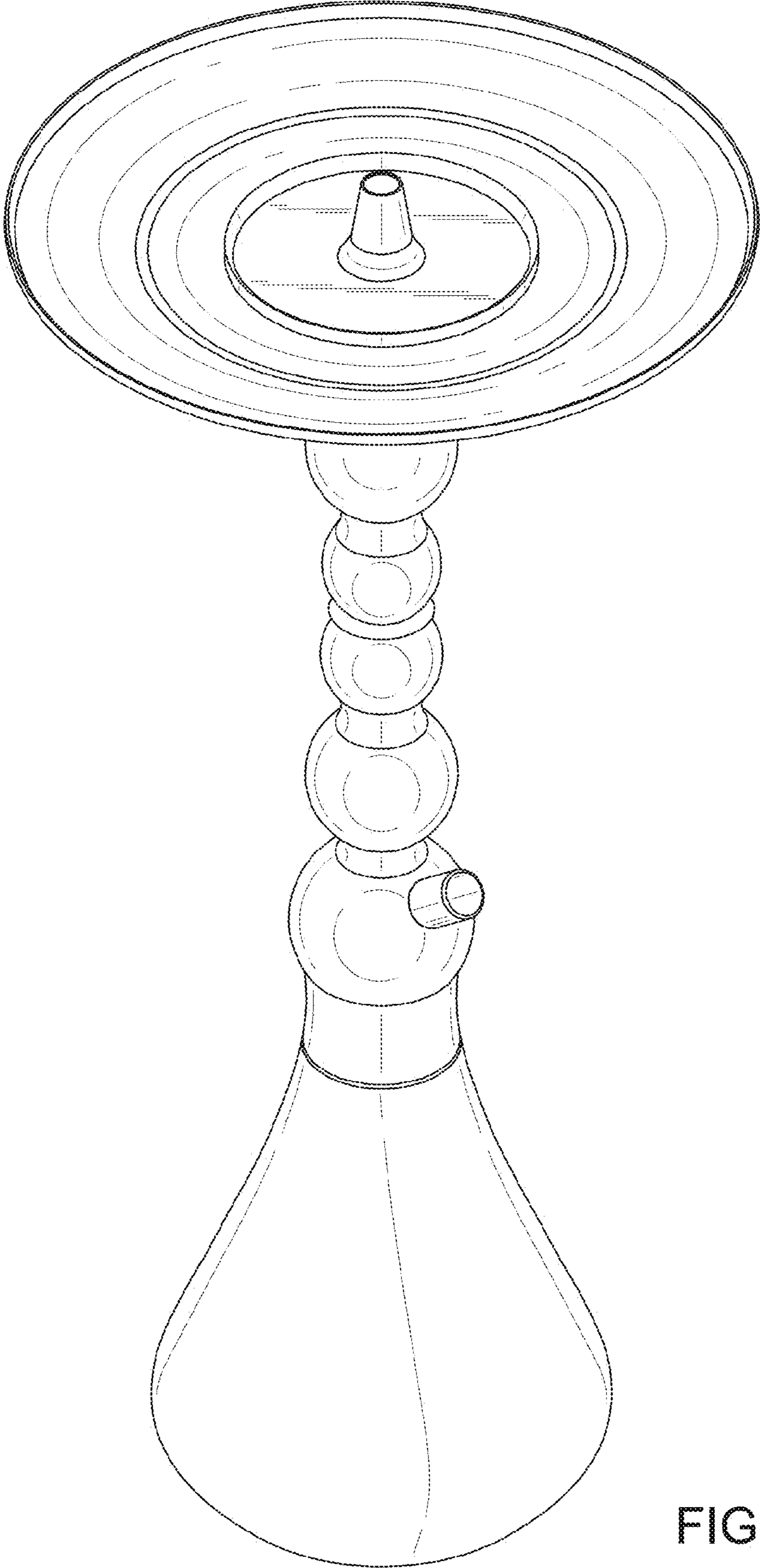


FIG. 1

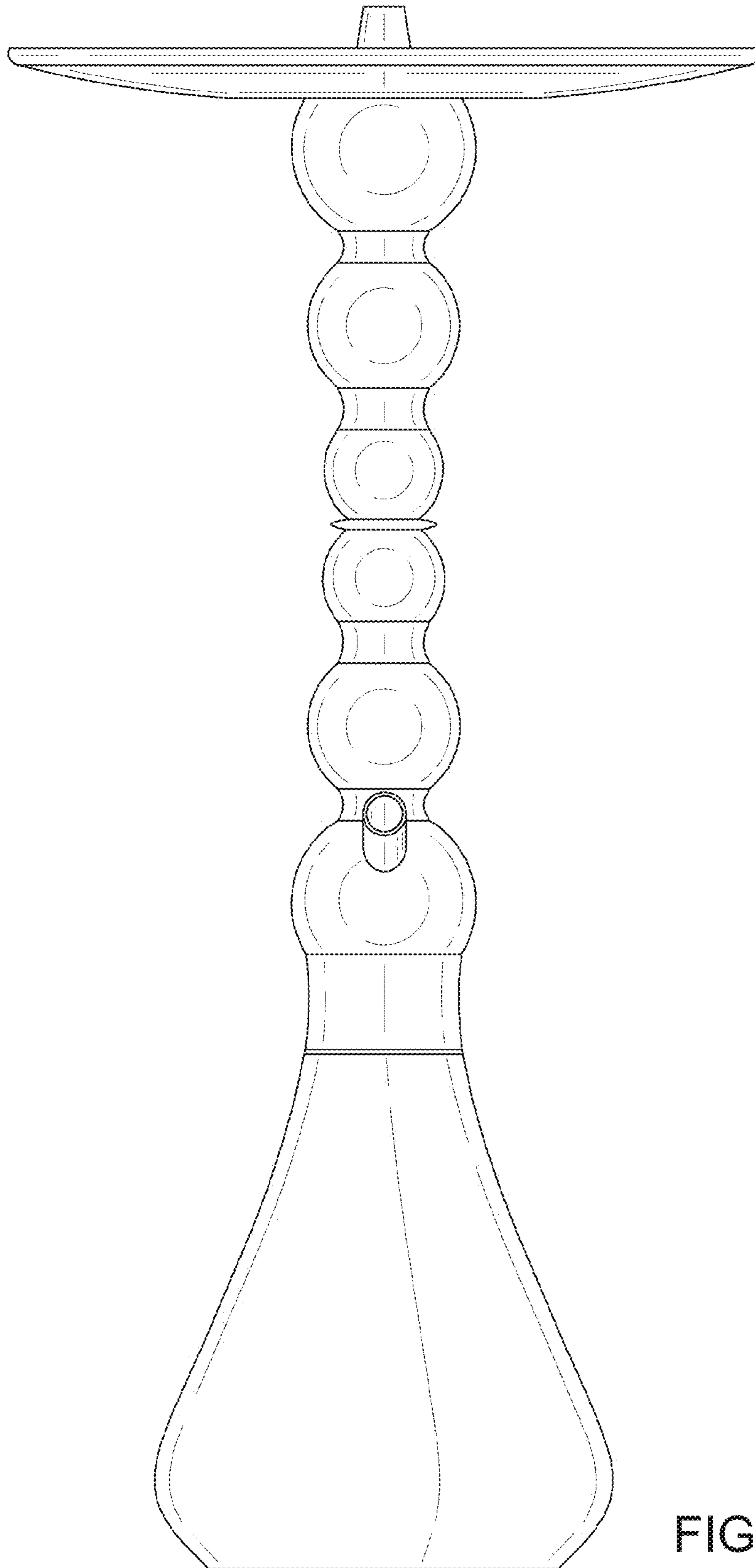


FIG.2




FIG.3




FIG.4




FIG.5

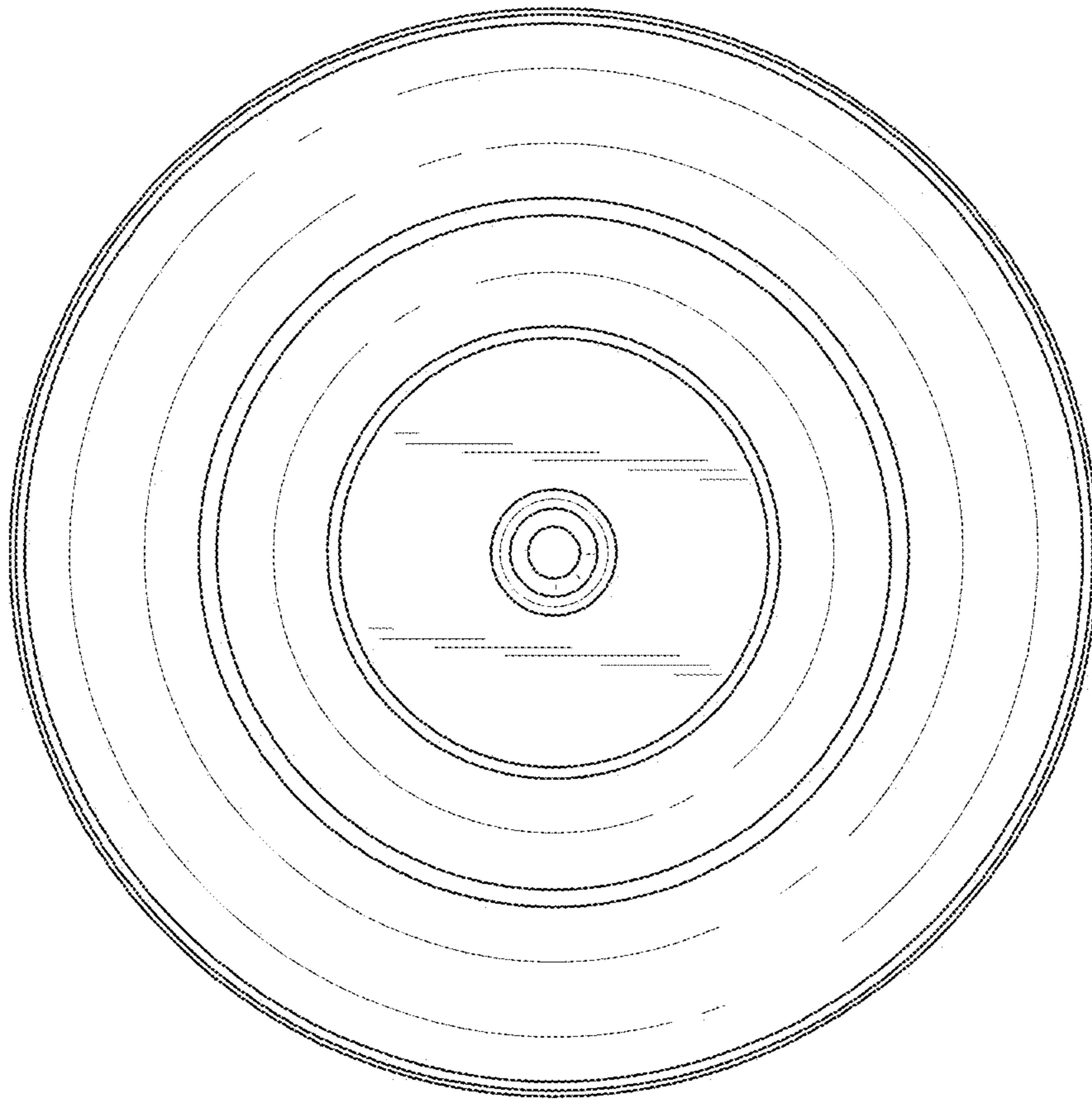


FIG.6

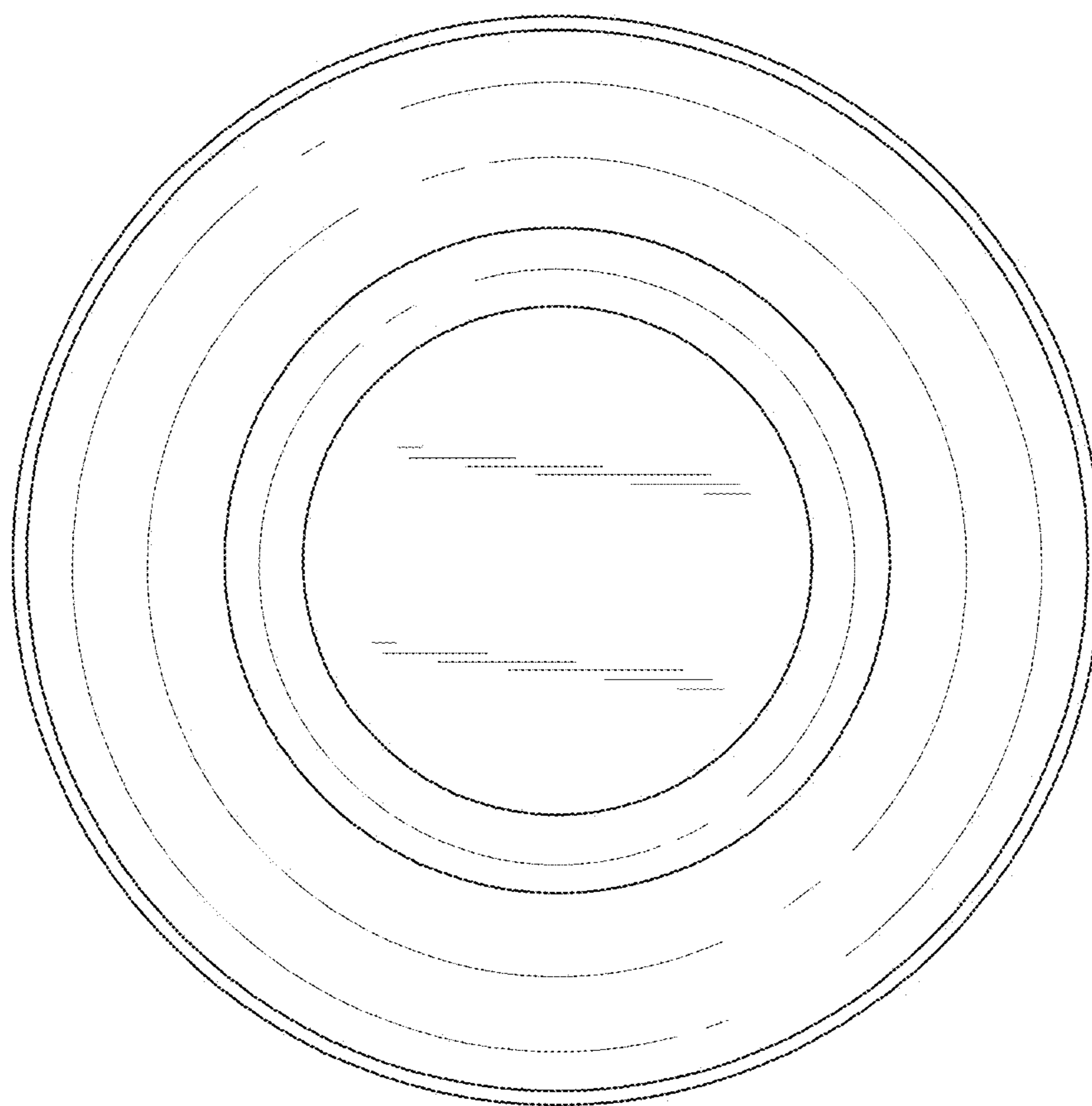


FIG.7