



US00D754389S

(12) **United States Design Patent**
Mittersinker et al.

(10) **Patent No.:** **US D754,389 S**
(45) **Date of Patent:** **** Apr. 19, 2016**

(54) **SMOKING ACCESSORY**

(71) Applicant: **Philip Morris Products S.A.**, Neuchatel (CH)

(72) Inventors: **Gregor Mittersinker**, Warwick, RI (US); **Aaron Abroff**, Acton, MA (US); **Laurent Manca**, Grandvaux (CH)

(73) Assignee: **PHILIP MORRIS PRODUCTS S.A.**, Neuchatel (CH)

(**) Term: **14 Years**

(21) Appl. No.: **29/498,175**

(22) Filed: **Jul. 31, 2014**

Related U.S. Application Data

(62) Division of application No. 29/422,430, filed on May 21, 2012, now Pat. No. Des. 736,994.

(30) **Foreign Application Priority Data**

Nov. 21, 2011	(EM)	001303150-0001
Nov. 21, 2011	(EM)	001303150-0002
Nov. 21, 2011	(EM)	001303150-0003
Nov. 21, 2011	(EM)	001303150-0004
Nov. 21, 2011	(EM)	001303150-0005
Nov. 21, 2011	(EM)	001303150-0006

(51) **LOC (10) Cl.** **27-01**

(52) **U.S. Cl.**
USPC **D27/101; D27/183**

(58) **Field of Classification Search**
USPC D27/100, 101, 163; 131/270-273, 131/360-368, 329, 330
CPC A24C 1/18; A24D 1/00; A61M 15/06; A24F 47/002

See application file for complete search history.

(56) **References Cited**

U.S. PATENT DOCUMENTS
86,101 A * 1/1869 Reckendorfer B43K 29/0875 40/335
111,089 A 1/1871 Scholfield
(Continued)

FOREIGN PATENT DOCUMENTS

CN 300921772 5/2009
CN 300929777 5/2009
(Continued)

OTHER PUBLICATIONS

Republic of Vietnam Office Action dated Mar. 12, 2014, in application No. 3-2012-00828, with English translation, 4 pp.
(Continued)

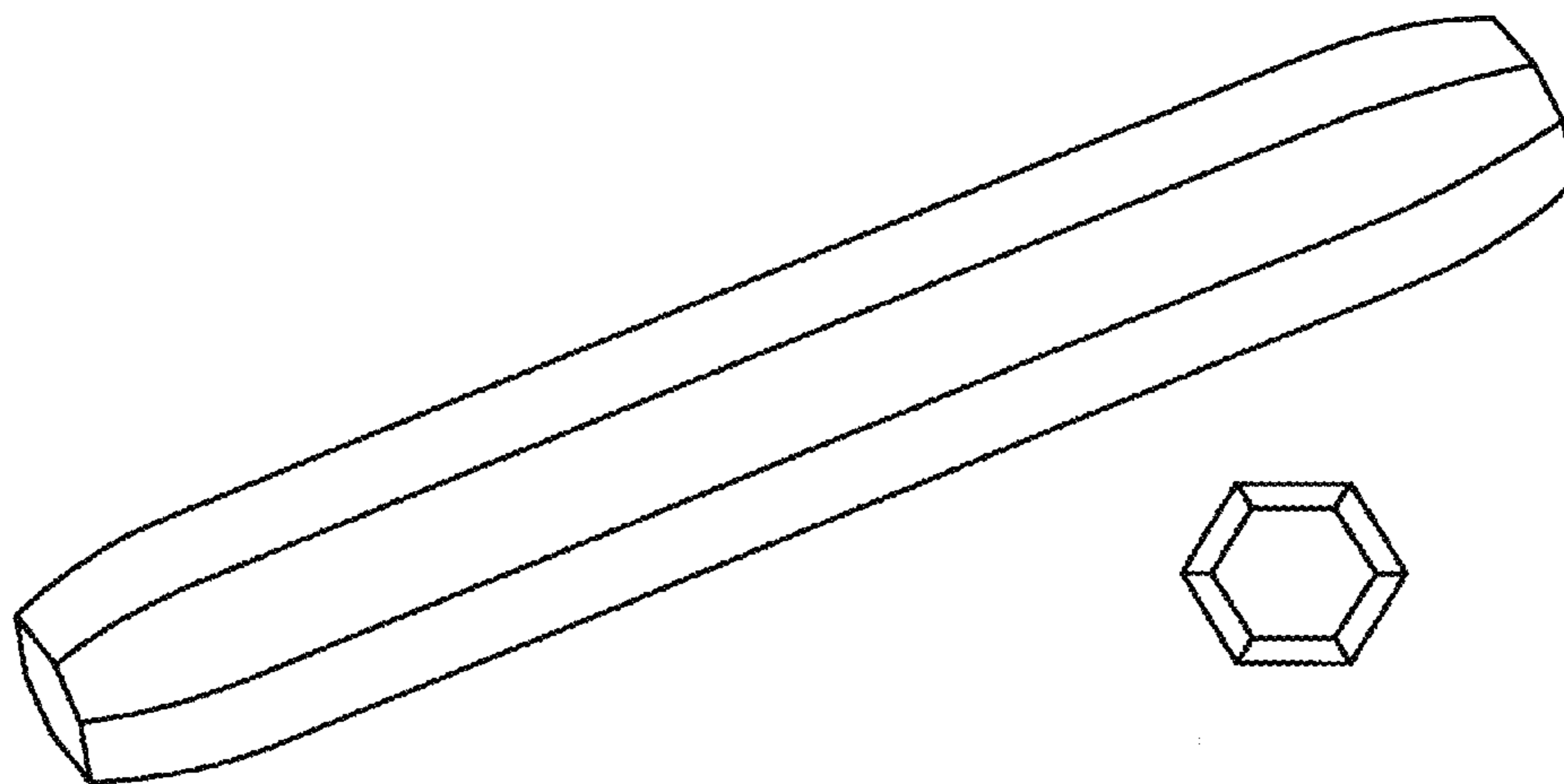
Primary Examiner — Susan Bennett Hattan
Assistant Examiner — Janice Hallmark
(74) *Attorney, Agent, or Firm* — Oblon, McClelland, Maier & Neustadt, L.L.P.

(57) **CLAIM**
The ornamental design for a smoking accessory, as shown and described.

DESCRIPTION

FIG. 1 shows a perspective view of the back, top, and left side of the design for a smoking accessory;
FIG. 2 shows a right side view thereof;
FIG. 3 shows a top plan view thereof;
FIG. 4 shows a left side view thereof;
FIG. 5 shows a bottom plan view thereof;
FIG. 6 shows a front plan view thereof;
FIG. 7 shows a back plan view thereof;
FIG. 8 shows a perspective view of the back, top, and left side of another embodiment of the design for a smoking accessory;
FIG. 9 shows a right side view thereof;
FIG. 10 shows a top plan view thereof;
FIG. 11 shows a left side view thereof;
FIG. 12 shows a bottom plan view thereof;
FIG. 13 shows a front plan view thereof; and,
FIG. 14 shows a back plan view thereof.

1 Claim, 14 Drawing Sheets



(56)

References Cited

FOREIGN PATENT DOCUMENTS

EM	001307631-0004	4/2012
EM	001307631-0021	4/2012
EM	001307649-0001	4/2012
EM	001307656-0001	4/2012
EM	001307656-0004	4/2012
EM	001307656-0007	4/2012
EM	001307656-0013	4/2012
FR	891209	2/1990
JP	D1273004	4/2006
JP	D1385679	3/2010
JP	D1385674	4/2010
JP	D1385675	4/2010
JP	D1385676	4/2010
JP	D1385677	4/2010
JP	D1409197	3/2011
KR	3003974070000	11/2005
KR	300402970001	7/2006
KR	3005589800000	4/2010
KR	3005838550000	1/2011
KR	3005838560000	1/2011
KR	3006097230000	8/2011

KR	300620302000	11/2011
VN	3-2012-00620	5/2012
VN	3-2012-00621	5/2012
VN	3-2012-00622	5/2012
VN	3-2012-00623	5/2012
VN	3-2012-00624	5/2012
VN	3-2012-00625	5/2012
WO	2008/113420	9/2008
WO	2009/079641	6/2009

OTHER PUBLICATIONS

Republic of Vietnam Office Action dated Mar. 12, 2014, in application No. 3-2012-00829, with English translation, 4 pp.
 Republic of Vietnam Office Action dated Mar. 12, 2014, in application No. 3-2012-00830, with English translation, 4 pp.
 Design U.S. Appl. No. 29/425,439, filed Jun. 22, 2012, including 3 pages of specification and 24 pages of drawing sheets.
 U.S. Appl. No. 29/422,430, filed May 21, 2012, Mittersinker et al.
 U.S. Appl. No. 29/498,167, filed Jul. 31, 2014, Mittersinker, et al.
 U.S. Appl. No. 29/498,177, filed Jul. 31, 2014, Mittersinker, et al.
 U.S. Appl. No. 29/479,202, filed Jan. 13, 2014, Abroff, et al.

* cited by examiner

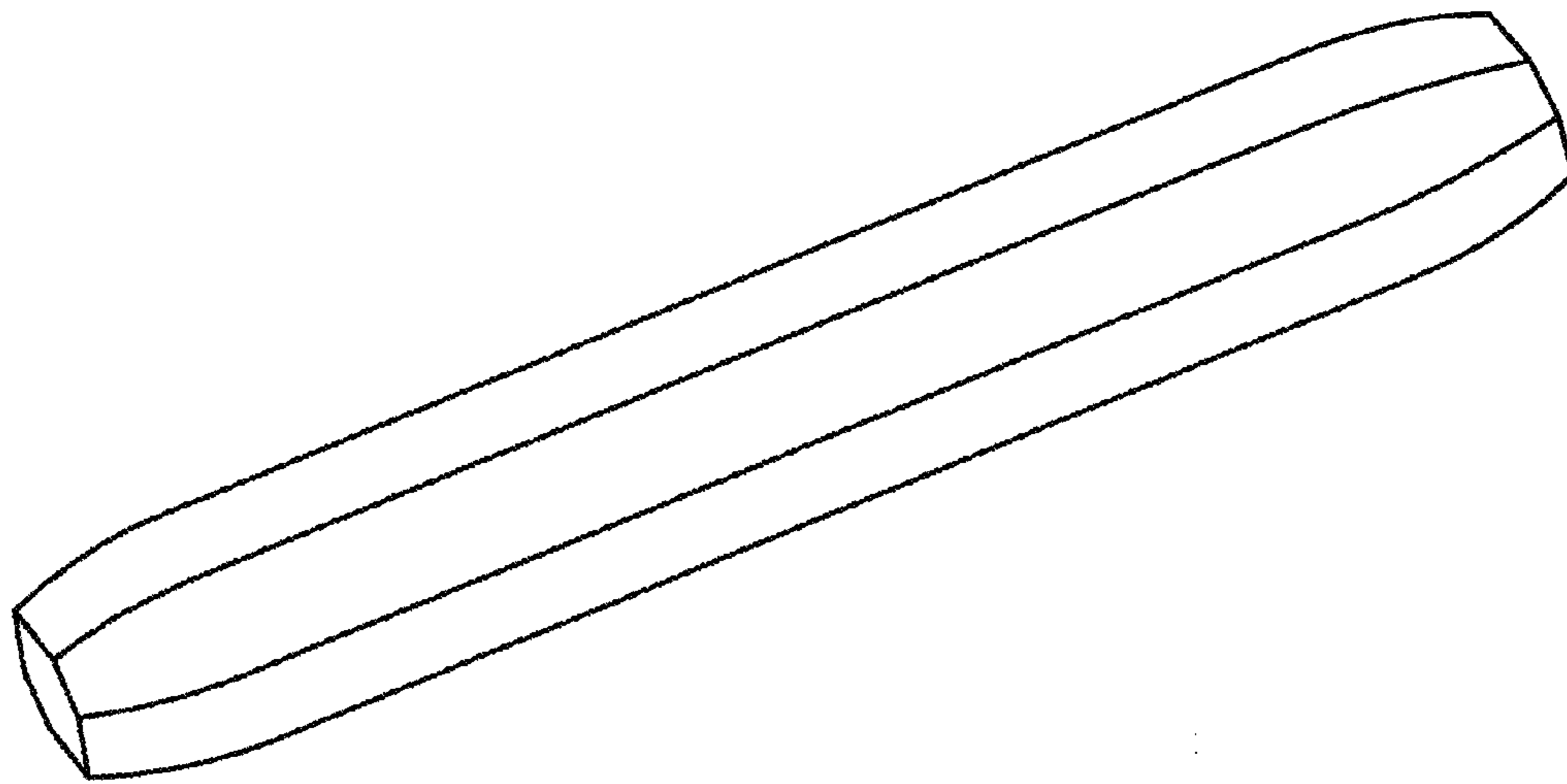


FIG. 1




FIG. 2




FIG. 3




FIG. 4




FIG. 5

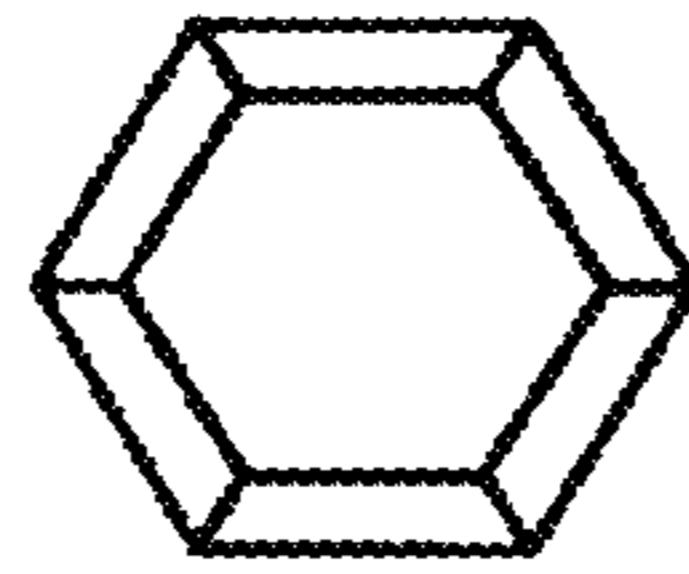


FIG. 6

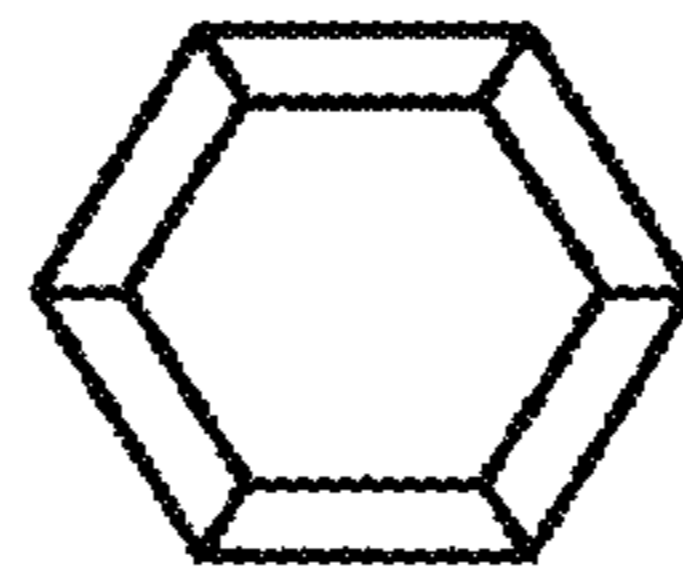


FIG. 7

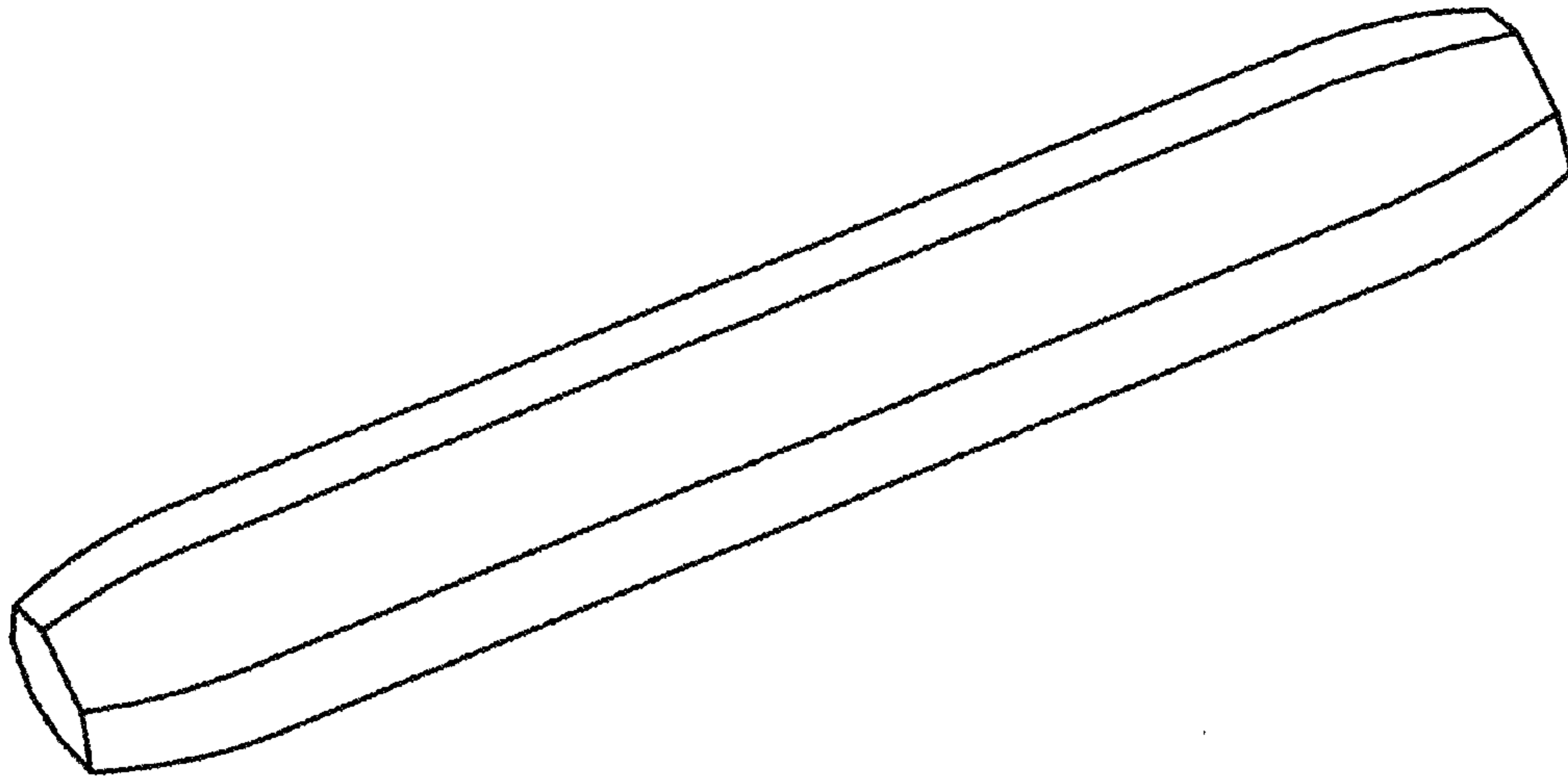


FIG. 8




FIG. 9




FIG. 10




FIG. 11




FIG. 12

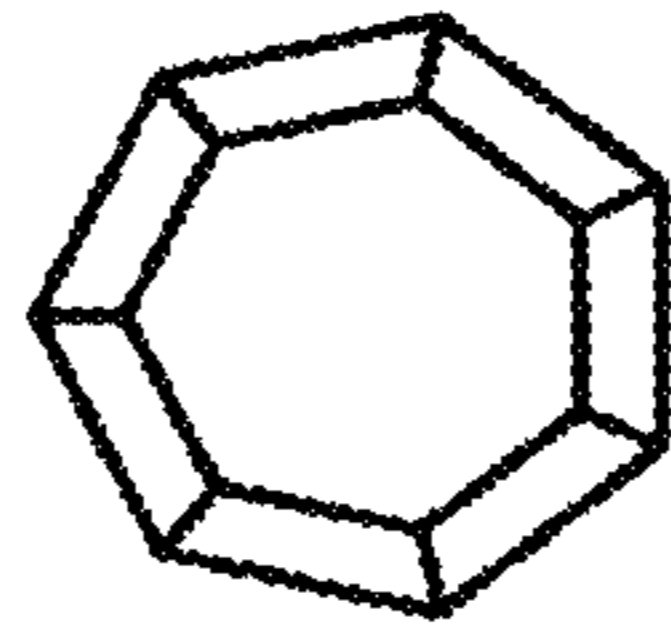


FIG. 13

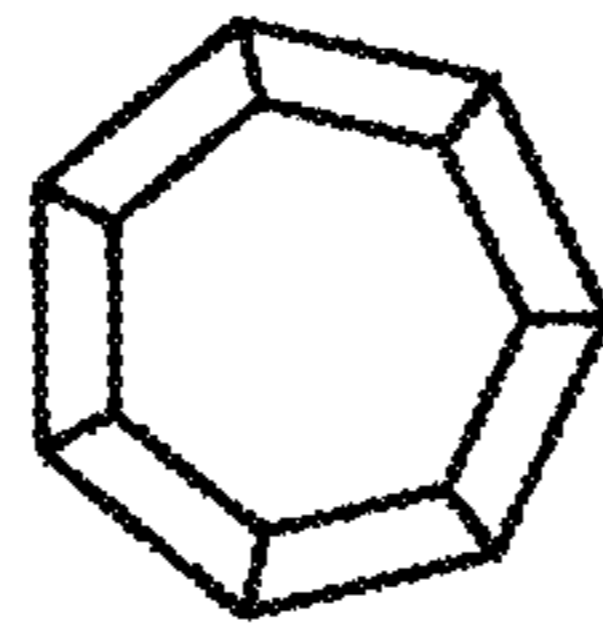


FIG. 14