



US00D754382S

(12) **United States Design Patent**
van Oord

(10) **Patent No.:** **US D754,382 S**
(45) **Date of Patent:** **** Apr. 19, 2016**

- (54) **BOOK LIGHT**
- (71) Applicant: **Gold Crest LLC**, Santa Barbara, CA
(US)
- (72) Inventor: **Armand van Oord**, Rijswijk (NL)
- (73) Assignee: **Gold Crest, LLC**, Santa Barbara, CA
(US)
- (**) Term: **14 Years**
- (21) Appl. No.: **29/496,934**
- (22) Filed: **Jul. 18, 2014**
- (51) **LOC (10) Cl.** **26-03**
- (52) **U.S. Cl.**
USPC **D26/61**
- (58) **Field of Classification Search**
USPC D26/24, 37, 44, 61, 62, 63
CPC F21S 8/043; F21V 21/00; F21V 21/08;
F21V 21/088; F21V 21/14
See application file for complete search history.

- 6,465,987 B1 10/2002 Haas et al.
- D476,106 S 6/2003 Kim
- 6,586,849 B2 7/2003 Tarr
- 6,680,844 B2 1/2004 Kim
- 6,711,006 B2 3/2004 Chen
- 6,749,314 B2 6/2004 Naghi et al.
- 6,773,192 B1 8/2004 Chao
- 6,808,289 B2 10/2004 Reed
- D498,322 S 11/2004 Schnell
- 6,851,819 B2 2/2005 Naghi et al.
- D506,279 S 6/2005 Sirichai et al.

(Continued)

Primary Examiner — Brian N Vinson
(74) *Attorney, Agent, or Firm* — Tsircou Law, P.C.

(57) **CLAIM**
I claim the ornamental design for a book light, as shown and described.

DESCRIPTION

FIG. 1 a left, front perspective view of a book light having a flexible neck portion accordance with the new design, depicting the neck portion in a straight orientation.

FIG. 2 is a left, back perspective view of the book light of FIG. 1, depicting the neck portion in a curved orientation.

FIG. 3 is a left, front perspective view of the book light having a flexible neck portion of FIG. 1, depicting the neck in a curved orientation.

FIG. 4 is a front elevational view of the book light of FIG. 1.

FIG. 5 is a back elevational view of the book light of FIG. 1.

FIG. 6 is a left elevational view of the book light of FIG. 1.

FIG. 7 is a right elevational view of the book light of FIG. 1.

FIG. 8 is top view of the book light of FIG. 1, with the neck portion in a straight orientation; and,

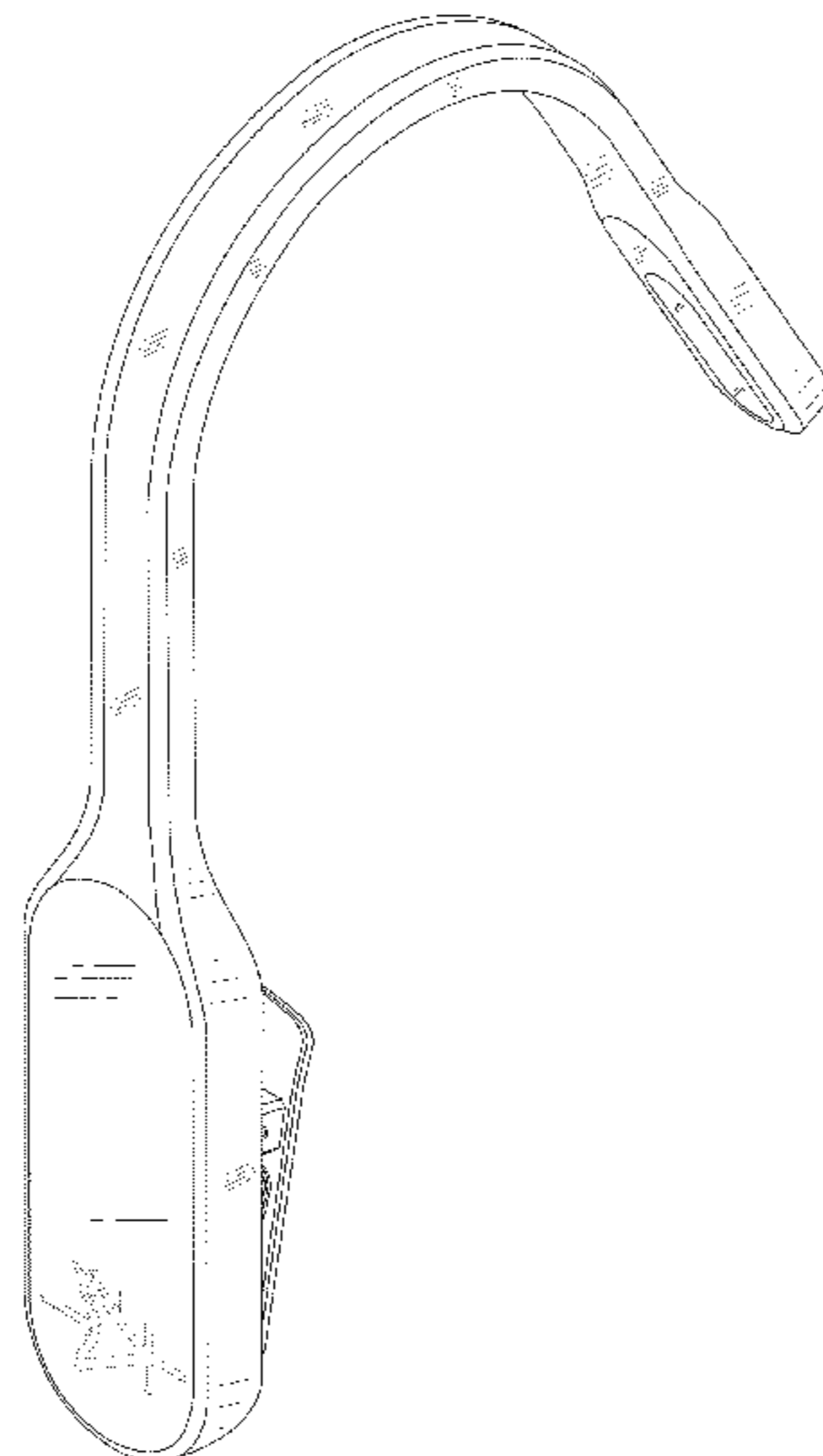
FIG. 9 is bottom view of the book light of FIG. 1, with the neck portion in a straight orientation.

The broken line disclosure represents portions of the book light which form no part of the claimed design.

1 Claim, 6 Drawing Sheets

(56) **References Cited**
U.S. PATENT DOCUMENTS

- 4,432,042 A 2/1984 Zeller
- D283,056 S 3/1986 Ansems
- D301,753 S 6/1989 Iacovelli
- D328,358 S 7/1992 Tsang
- D397,468 S 8/1998 Zeller
- 5,822,546 A 10/1998 George
- D418,240 S 12/1999 Sherman
- D427,703 S 7/2000 Chan
- D435,679 S 12/2000 Naghi et al.
- 6,172,884 B1 1/2001 Lanni
- D448,104 S 9/2001 Weitzman et al.
- 6,361,184 B1 3/2002 Hallgrimsson et al.
- D456,923 S 5/2002 Konig
- 6,386,724 B2 5/2002 Naghi



(56)

References Cited

U.S. PATENT DOCUMENTS

6,921,284 B2	7/2005	Sirichai et al.	7,727,031 B2	6/2010	Lord
7,004,596 B2	2/2006	Merrem	D636,918 S *	4/2011	Nelson D26/61
D522,677 S	6/2006	Ming	2001/0043468 A1	11/2001	Krietzman et al.
D529,651 S	10/2006	Chan	2001/0048409 A1	12/2001	Kim
D562,485 S	2/2008	Brown	2002/0186563 A1	12/2002	Krietzman et al.
7,541,692 B2	6/2009	Hirst et al.	2003/0223228 A1	12/2003	Krietzman
7,649,279 B2	1/2010	Lanni	2004/0017677 A1	1/2004	Krietzman
D616,584 S *	5/2010	Kang D26/62	2004/0042735 A1	3/2004	Ma
			2004/0090795 A1	5/2004	Kim
			2005/0083677 A1	4/2005	Krietzman
			2006/0109620 A1	5/2006	Kim

* cited by examiner

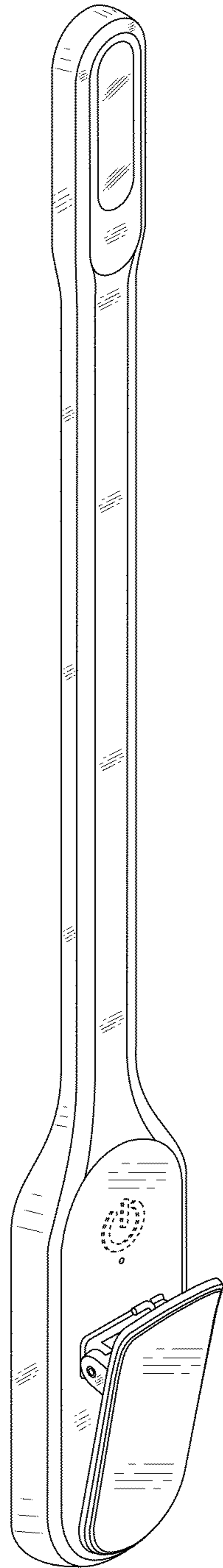


FIG. 1

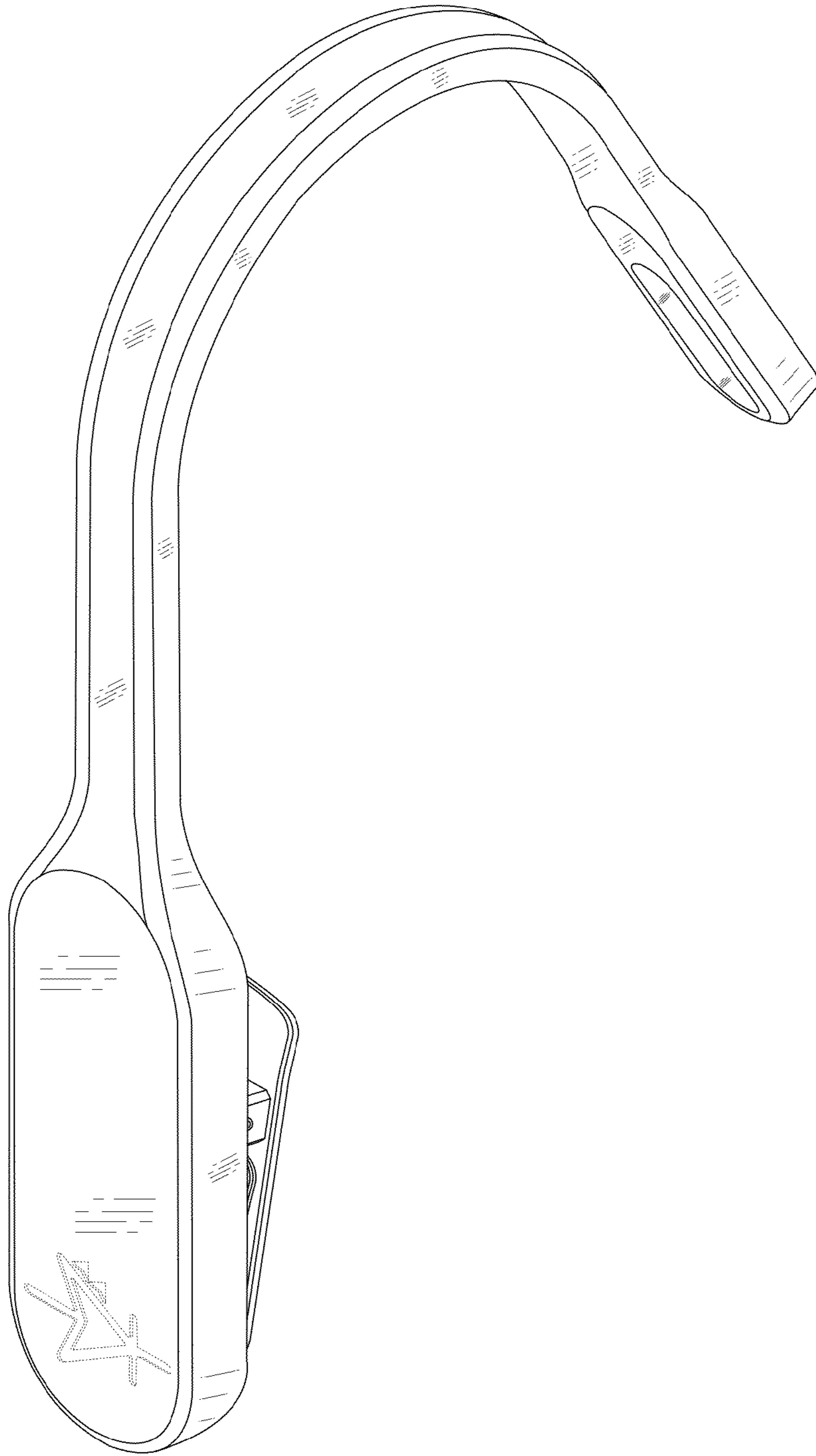


FIG. 2

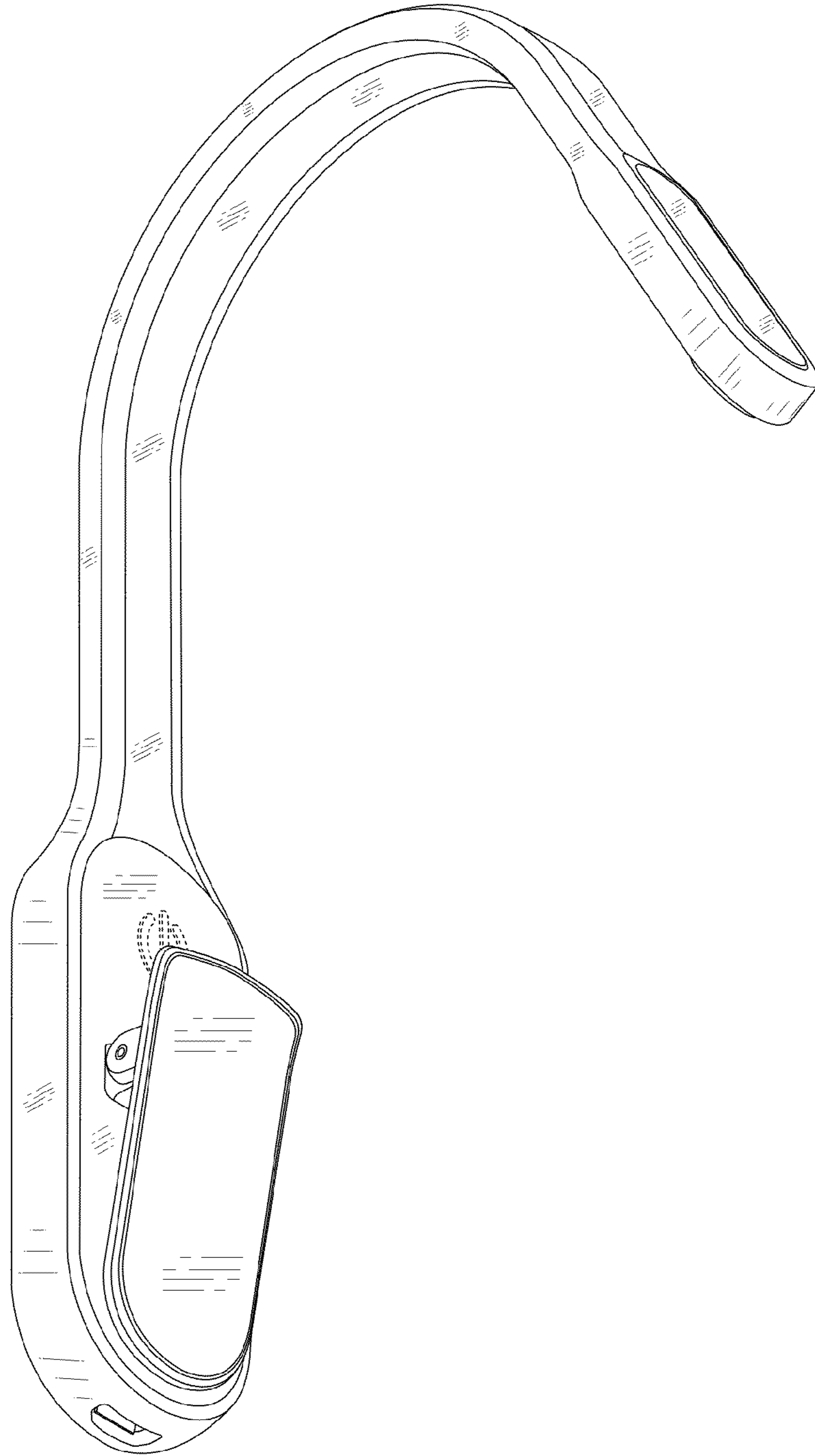


FIG. 3

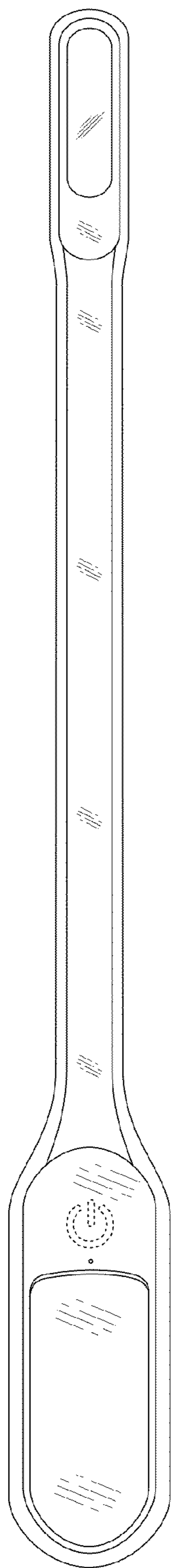


FIG. 4

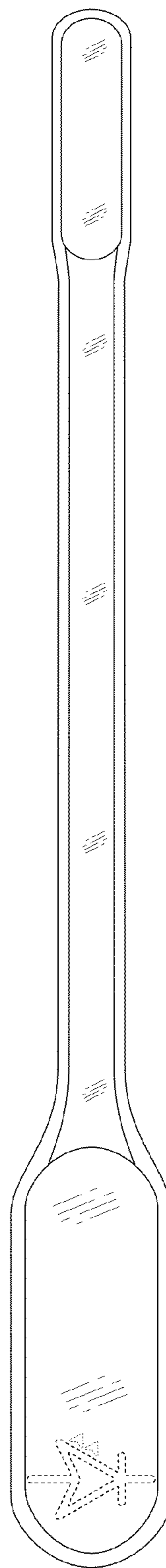


FIG. 5

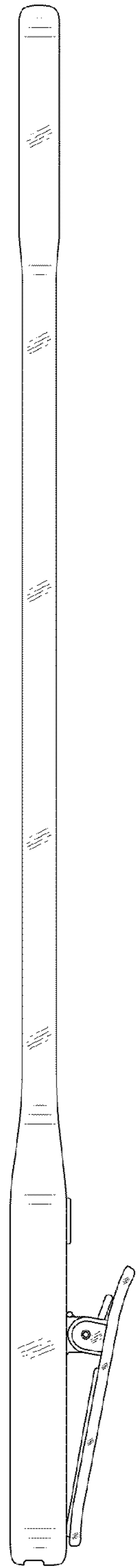


FIG. 6




FIG. 7

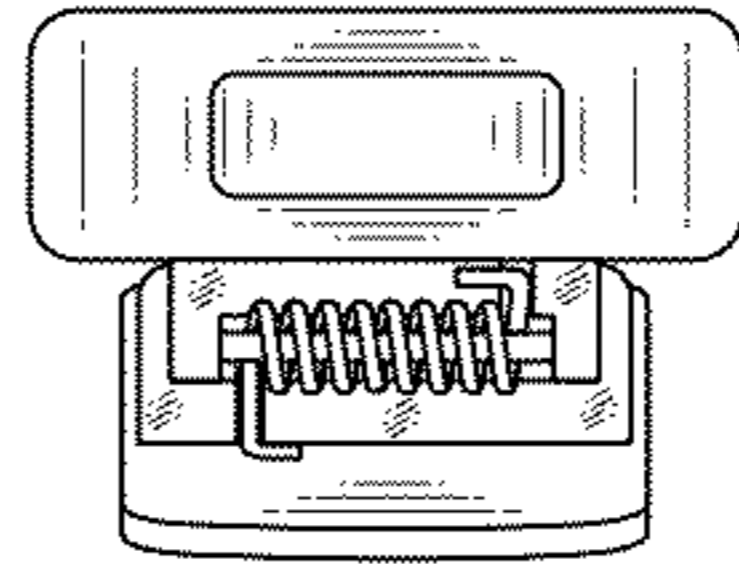


FIG. 8

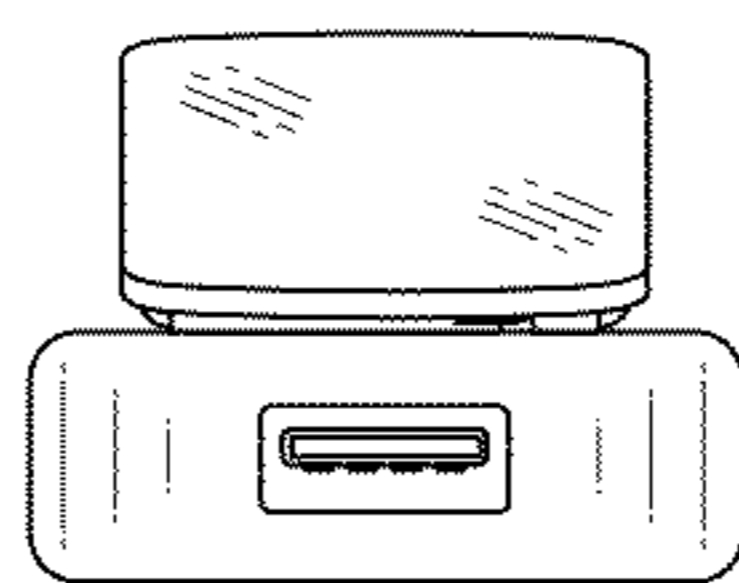


FIG. 9