



US00D754376S

(12) **United States Design Patent**  
**Dubosc**

(10) **Patent No.:** **US D754,376 S**

(45) **Date of Patent:** **\*\* Apr. 19, 2016**

(54) **VEHICLE LAMP**

(71) Applicant: **VALEO VISION**, Bobigny (FR)

(72) Inventor: **Christophe Dubosc**, Villemomble (FR)

(73) Assignee: **Valeo Vision**, Bobigny (FR)

(\*\*) Term: **14 Years**

(21) Appl. No.: **29/512,554**

(22) Filed: **Dec. 19, 2014**

(30) **Foreign Application Priority Data**

Jun. 27, 2014 (EM) ..... 002492389

(51) **LOC (10) Cl.** ..... **26-06**

(52) **U.S. Cl.**  
USPC ..... **D26/28**

(58) **Field of Classification Search**  
USPC ..... D26/28-36; 362/459-468, 475-478,  
362/485-487  
CPC ..... F21S 48/00; F21S 48/10; F21S 48/115;  
F21S 48/1233; F21S 48/1266; F21S 48/1388;  
F21S 48/2268; F21V 21/04  
See application file for complete search history.

(56) **References Cited**

**U.S. PATENT DOCUMENTS**

D549,363 S \* 8/2007 Pfeiffer ..... D26/28  
D552,769 S \* 10/2007 Leclercq ..... D26/28  
D553,268 S \* 10/2007 Pfeiffer ..... D26/28  
D553,269 S \* 10/2007 Pfeiffer ..... D26/28  
D560,292 S \* 1/2008 Sato ..... D26/28

D561,357 S \* 2/2008 Leclercq ..... D26/28  
D565,211 S \* 3/2008 Haller ..... D26/28  
D574,524 S \* 8/2008 Tomatsu ..... D26/28  
D605,793 S \* 12/2009 Weil ..... D26/28

\* cited by examiner

*Primary Examiner* — Marcus Jackson

(74) *Attorney, Agent, or Firm* — Jacox, Meckstroth & Jenkins

(57) **CLAIM**

The ornamental design for a vehicle lamp, as shown and described.

**DESCRIPTION**

The patent or application file contains at least one drawing executed in color. Copies of this patent or patent application publication with color drawing(s) will be provided by the Office upon request and payment of the necessary fee.

FIG. 1 is a front view of a vehicle lamp;  
FIG. 2 is a top view of a vehicle lamp;  
FIG. 3 is another top view partially rotated of the vehicle lamp shown in FIG. 2;  
FIG. 4 is another top view partially rotated of the vehicle lamp shown in FIG. 2;  
FIG. 5 is a left view of a vehicle lamp;  
FIG. 6 is another left view partially rotated of the vehicle lamp shown in FIG. 5;  
FIG. 7 is another left view partially rotated of the vehicle lamp shown in FIG. 5;  
FIG. 8 is a right view of the vehicle lamp; and,  
FIG. 9 is another right view partially rotated of the vehicle lamp shown in FIG. 8.

**1 Claim, 9 Drawing Sheets**  
**(9 of 9 Drawing Sheet(s) Filed in Color)**

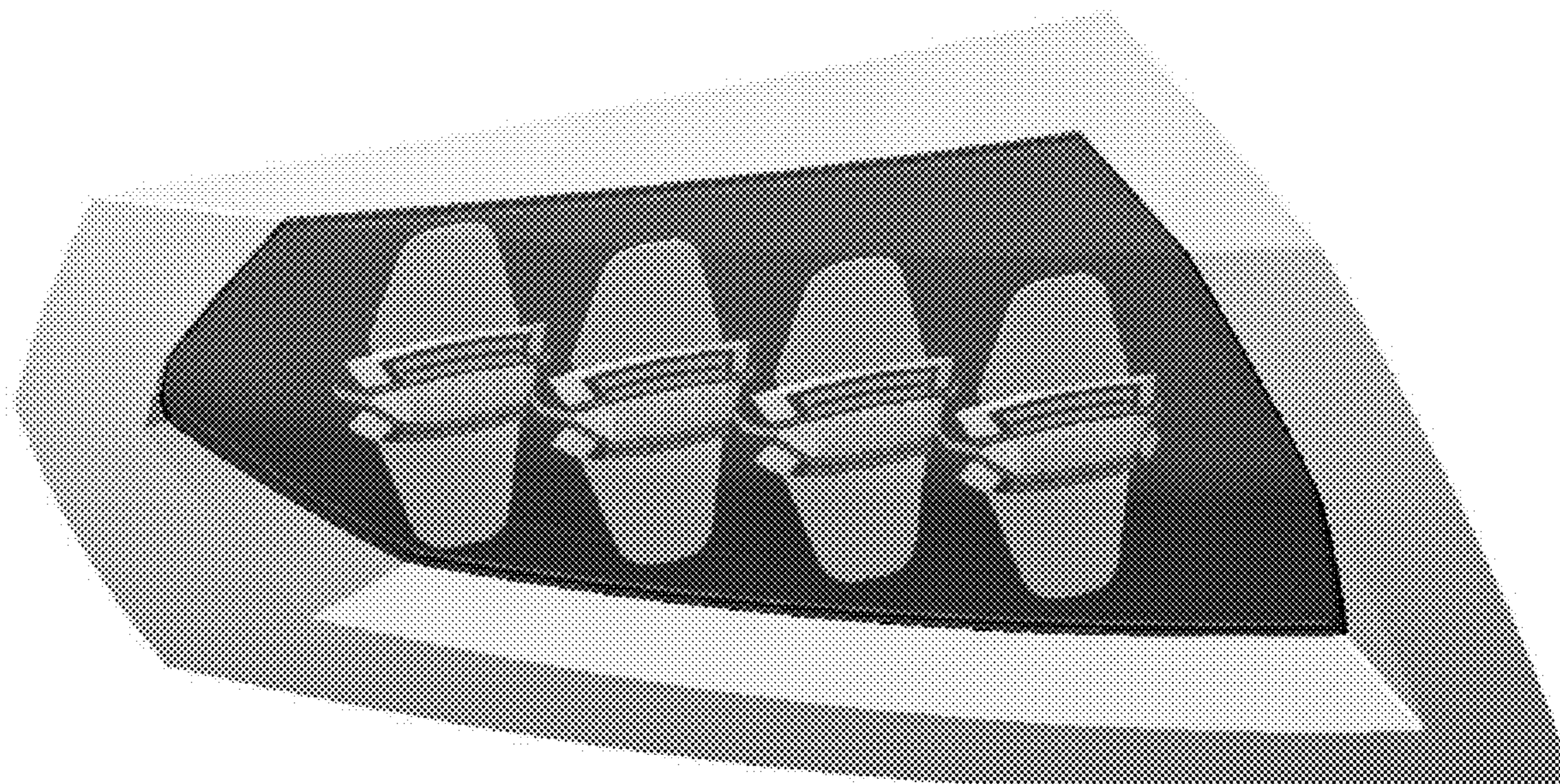


FIG. 1

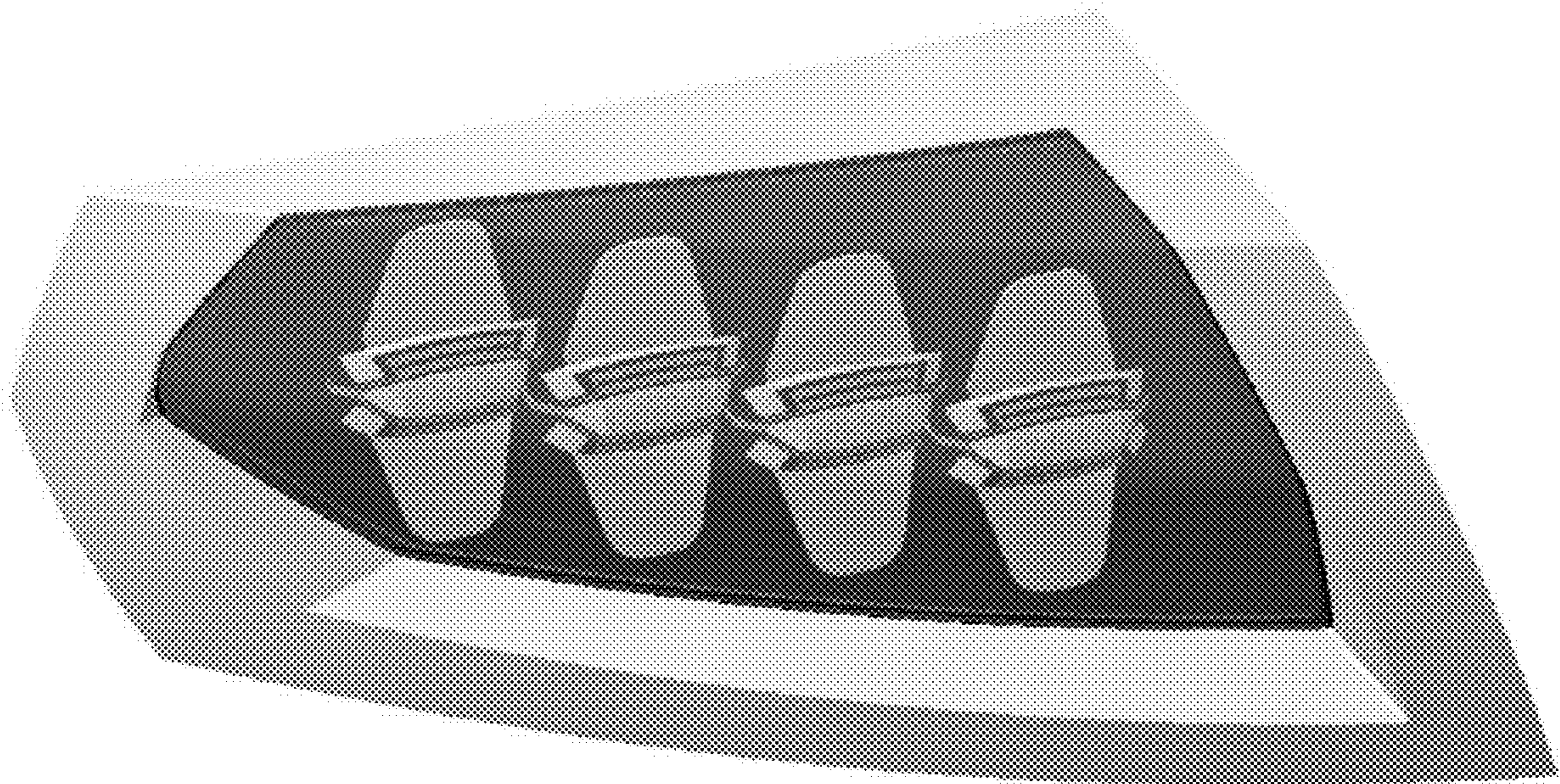


FIG. 2




FIG. 3

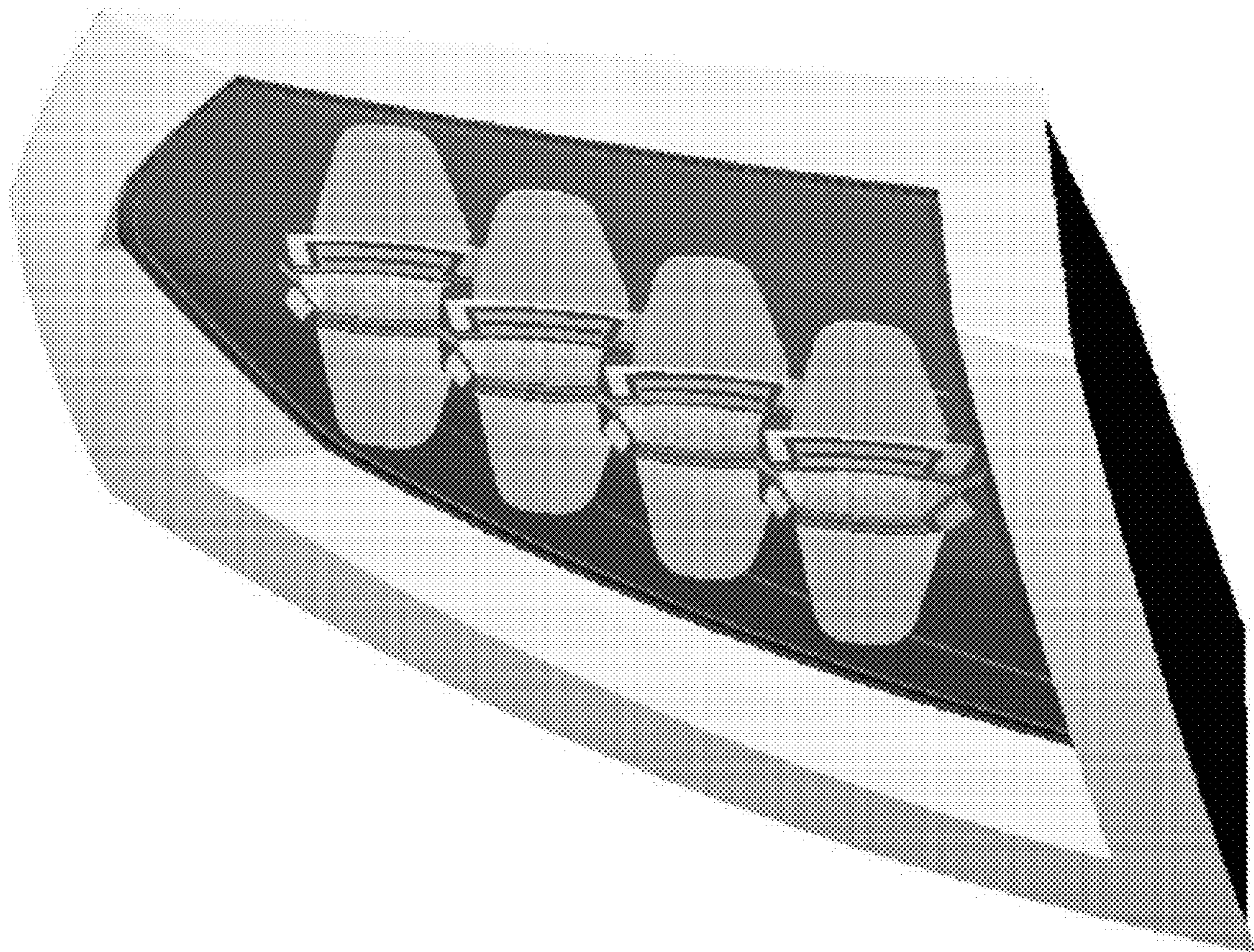


FIG. 4




FIG. 5

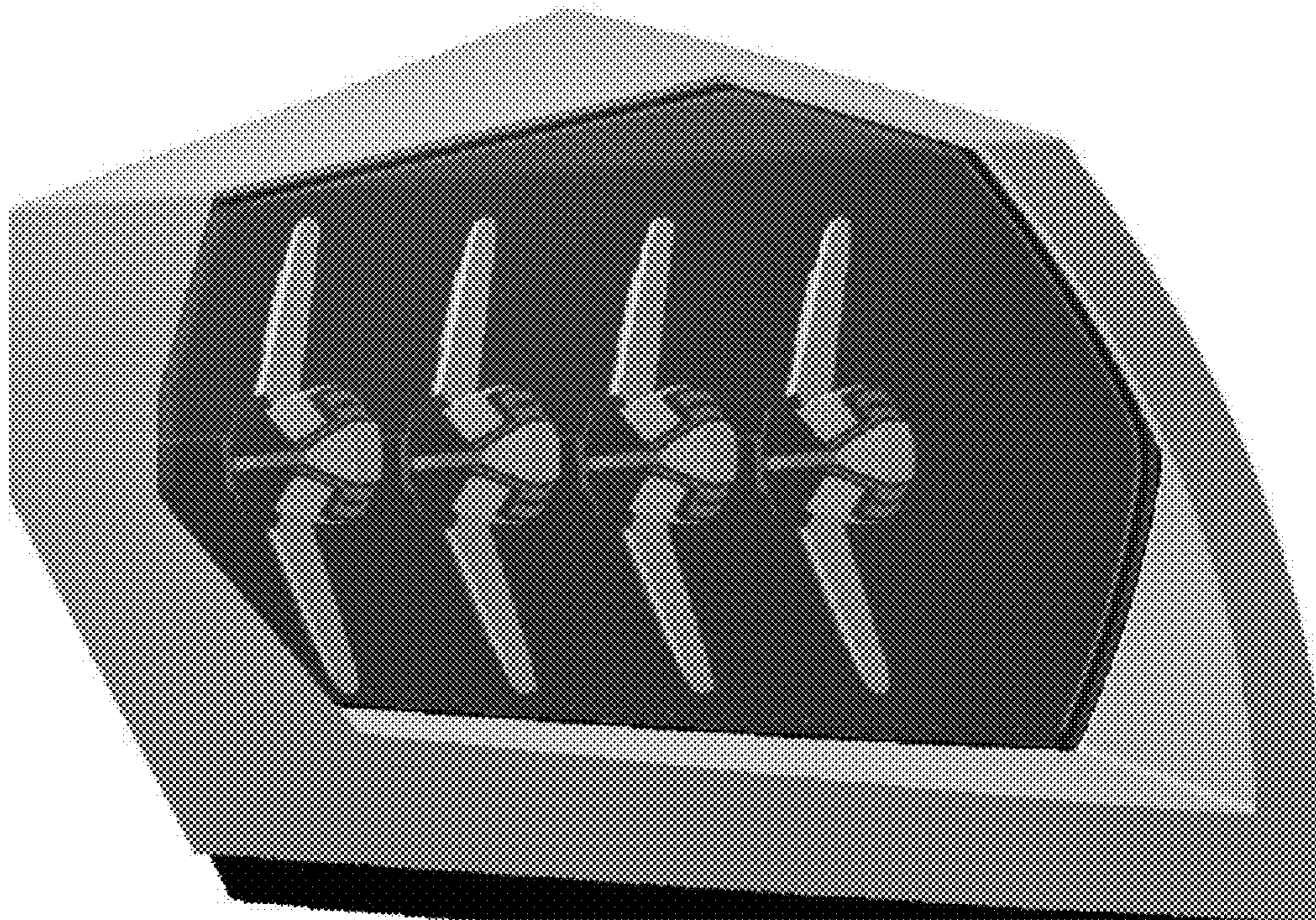


FIG. 6

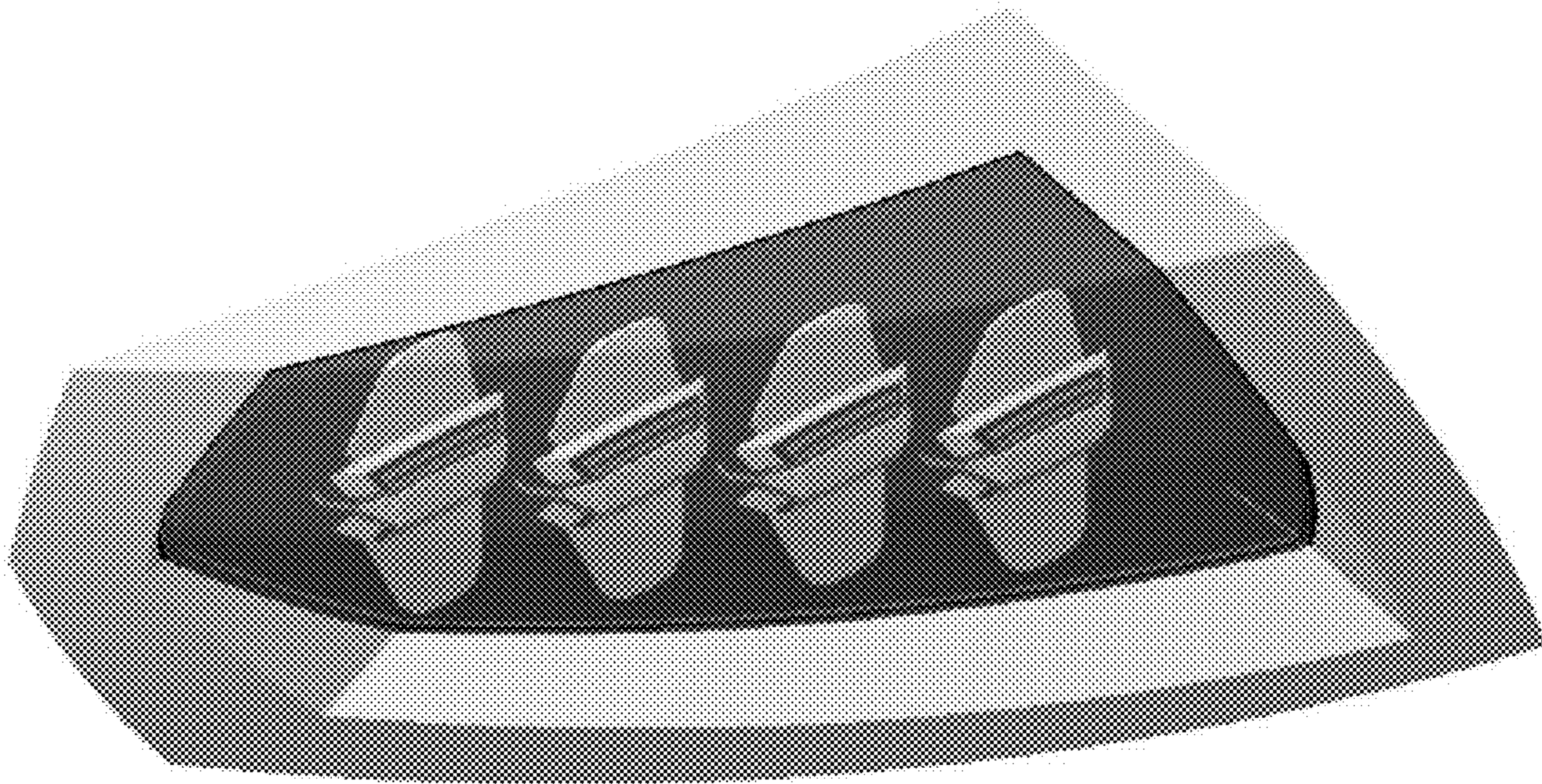


FIG. 7

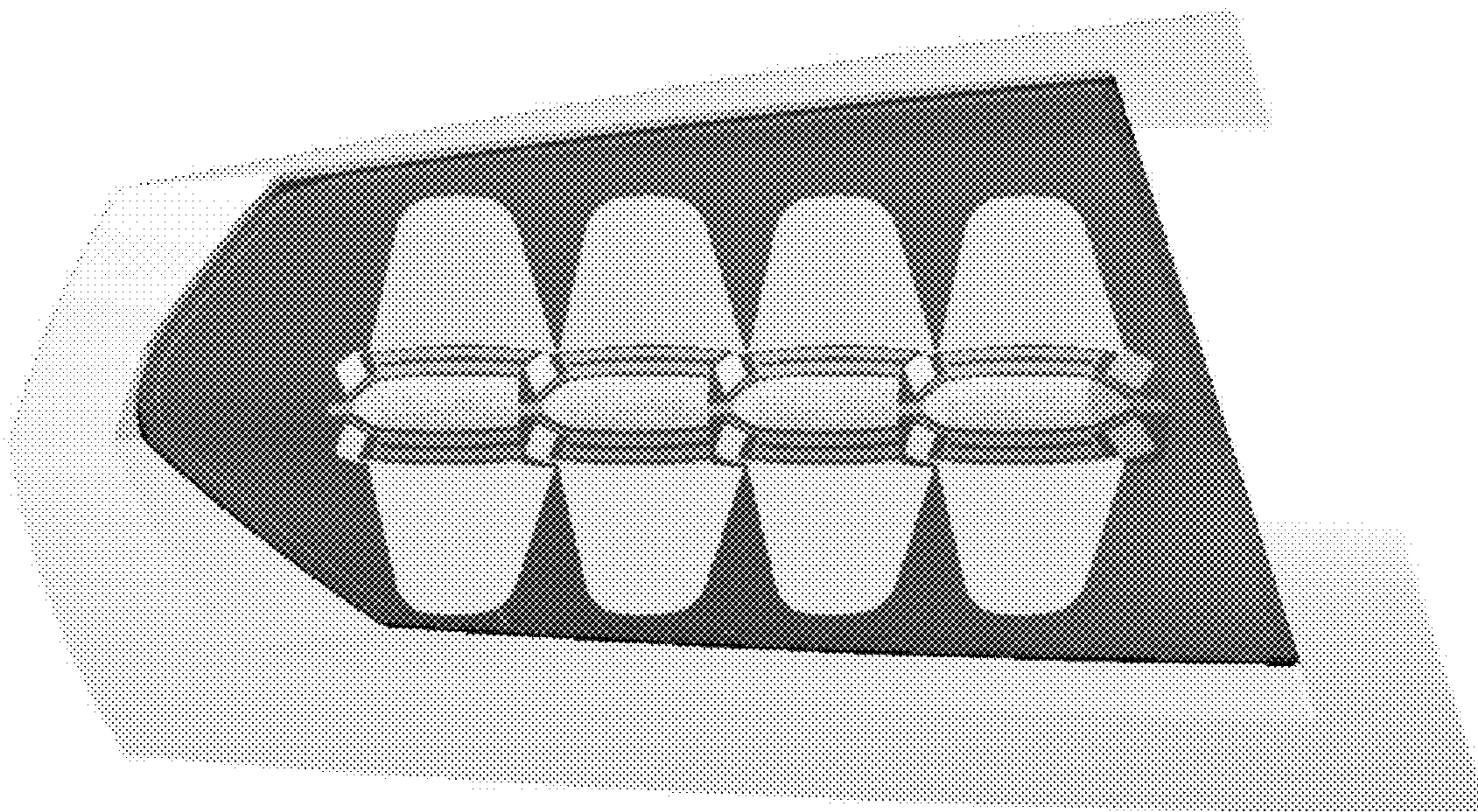




FIG. 8




FIG. 9

