



US00D754375S

(12) **United States Design Patent**
Vena et al.

(10) **Patent No.:** **US D754,375 S**
(45) **Date of Patent:** **** Apr. 19, 2016**

(54) **HEADLIGHT FOR A VEHICLE**

FOREIGN PATENT DOCUMENTS

(71) Applicant: **Daimler AG**, Stuttgart (DE)

GB 2513202 A 10/2014

(72) Inventors: **Donald Vena**, Vancouver, WA (US);
Paul Shead, Beaverton, OR (US)

OTHER PUBLICATIONS

(73) Assignee: **Daimler AG**, Stuttgart (DE)

“Transformers 4: Meet the upgraded Optimus Prime, new Autobots,”
Hero Complex, Los Angeles Times, May 30, 2013.
“Western Star Introduces the All-New 5700XE,” Western Star Trucks
Press Releases, Daimler Trucks North America, Sep. 11, 2014.

(**) Term: **14 Years**

* cited by examiner

(21) Appl. No.: **29/510,231**

Primary Examiner — Marcus Jackson

(22) Filed: **Nov. 26, 2014**

(74) *Attorney, Agent, or Firm* — Crowell & Moring LLP

(30) **Foreign Application Priority Data**

(57) **CLAIM**

The ornamental design for a headlight for a vehicle, as shown
and described.

May 27, 2014 (EM) 002470963-0001

DESCRIPTION

(51) **LOC (10) Cl.** **26-04**

This application contains subject matter related to the follow-
ing co-pending U.S. design patent application:
Application Serial No. 29/509,784, filed Nov. 21, 2014 and
entitled “Vehicle, Toy, and/or Replicas Thereof.”

(52) **U.S. Cl.**

USPC **D26/28**

(58) **Field of Classification Search**

USPC D26/28–36; 362/459–468, 475–478,
362/485–487

CPC F21S 48/00; F21S 48/10; F21S 48/115;

F21S 48/225; F21S 48/1233; F21S 48/1266;

F21S 48/1388; F21S 48/2268; F21V 21/04

See application file for complete search history.

FIG. 1 is a front right side elevational view of a first embodi-
ment of a headlight for a vehicle showing our new design;

FIG. 2 is a front view thereof;

FIG. 3 is a right side view thereof; and

FIG. 4 is a top view thereof;

FIG. 5 is a front left side elevational view of a second embodi-
ment of the headlight for a vehicle showing our new design,

with the headlight for a vehicle from the opposite side of the
vehicle being depicted in the first embodiment;

FIG. 6 is a front view thereof;

FIG. 7 is a left side view thereof; and,

FIG. 8 is a top view thereof.

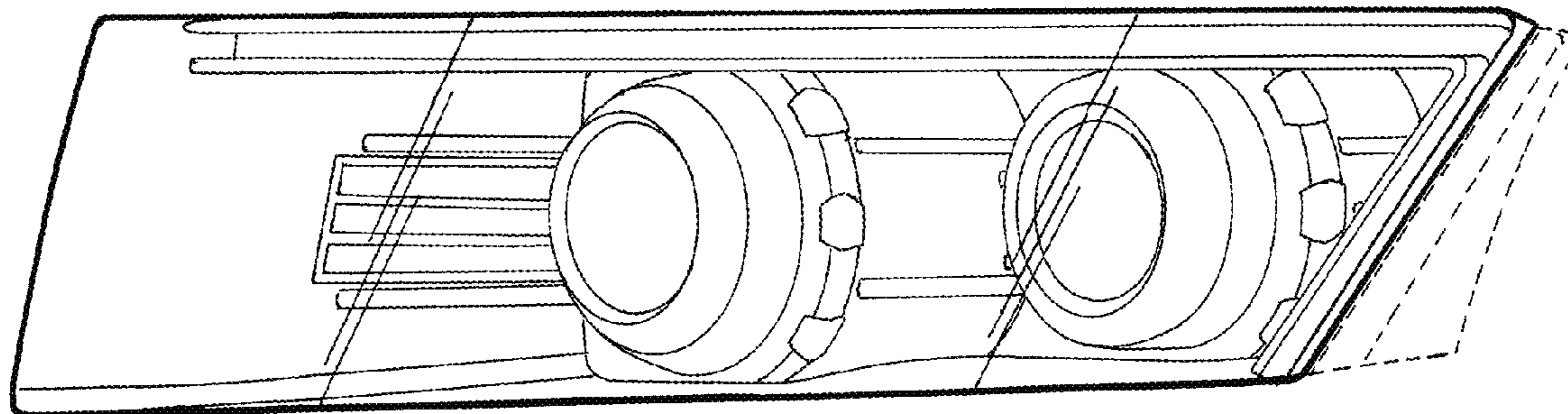
The broken lines are for illustrative purposes only and form
no part of the claimed design. Also enclosed is a set of pho-
tographs of an embodiment of the design.

(56) **References Cited**

U.S. PATENT DOCUMENTS

D538,956 S *	3/2007	Ishii	D26/28
D544,614 S *	6/2007	Markefka	D26/28
D561,358 S *	2/2008	Tachibana	D26/28
D570,007 S *	5/2008	Hsu	D26/28
D582,587 S *	12/2008	Yang	D26/28
D587,292 S *	2/2009	Kurita	D16/219
D635,694 S *	4/2011	Yang	D26/28

1 Claim, 4 Drawing Sheets



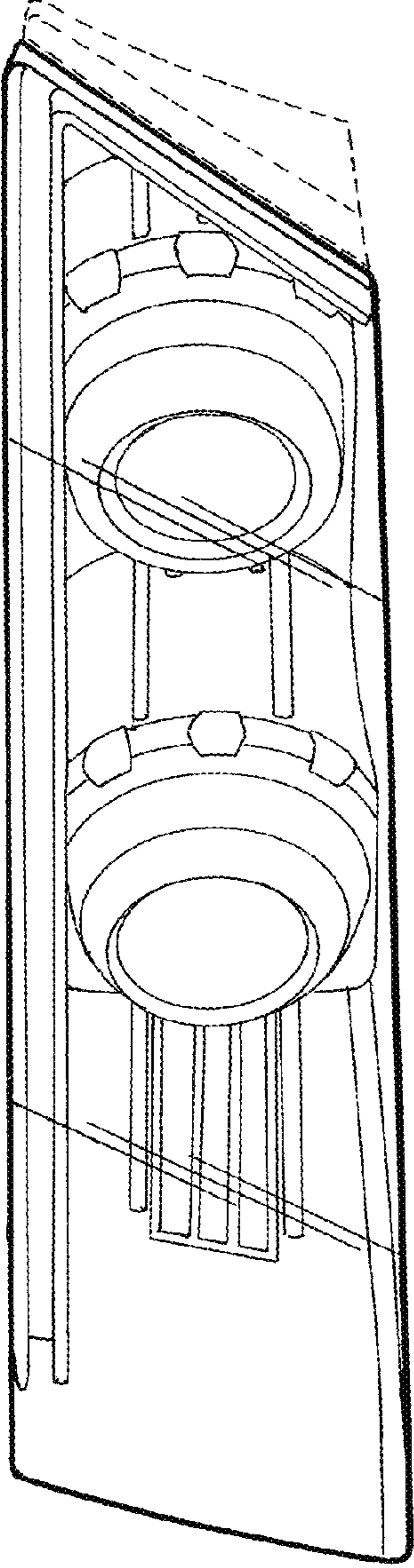


FIG. 1

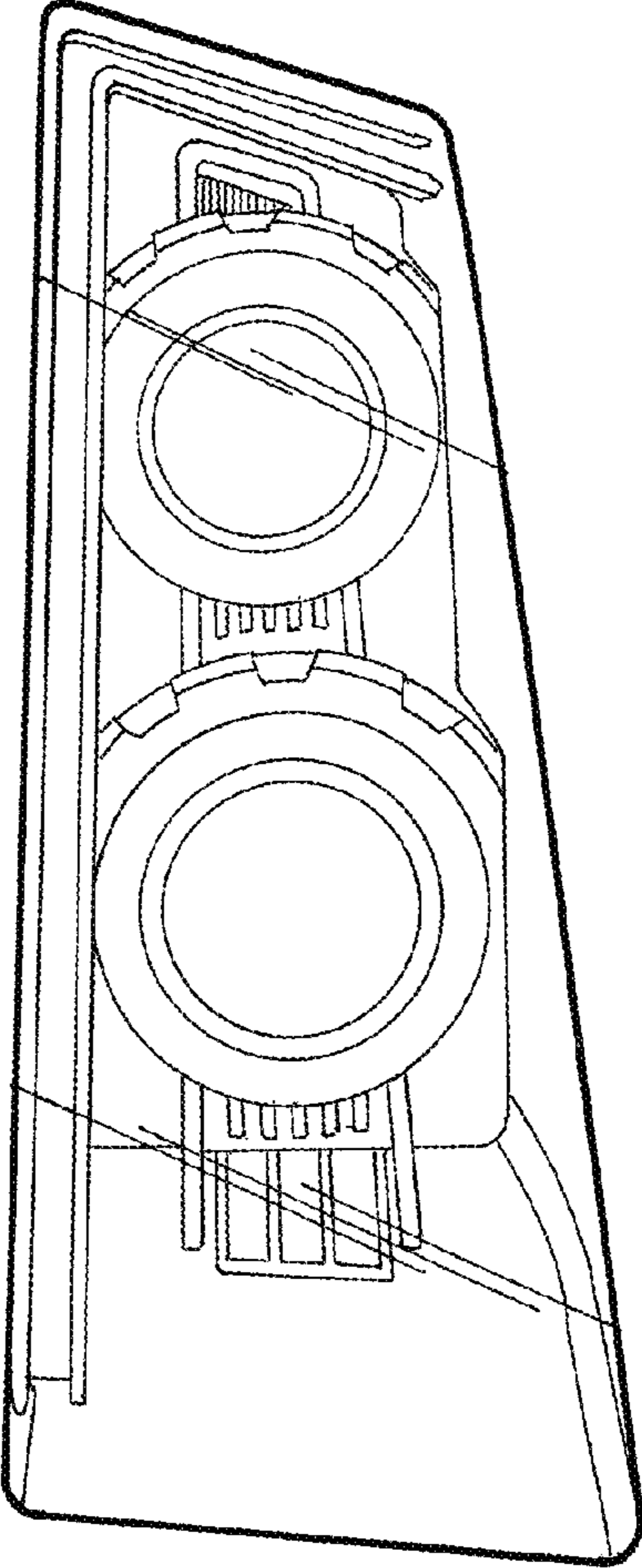


FIG. 2

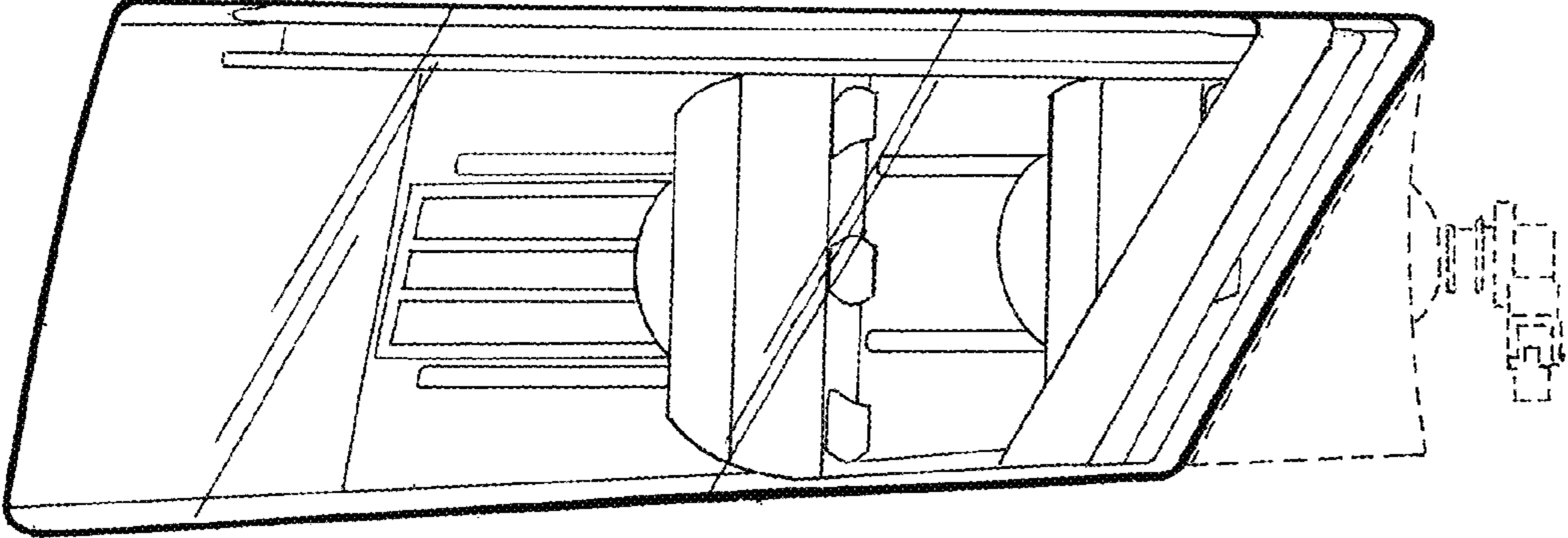


FIG. 3

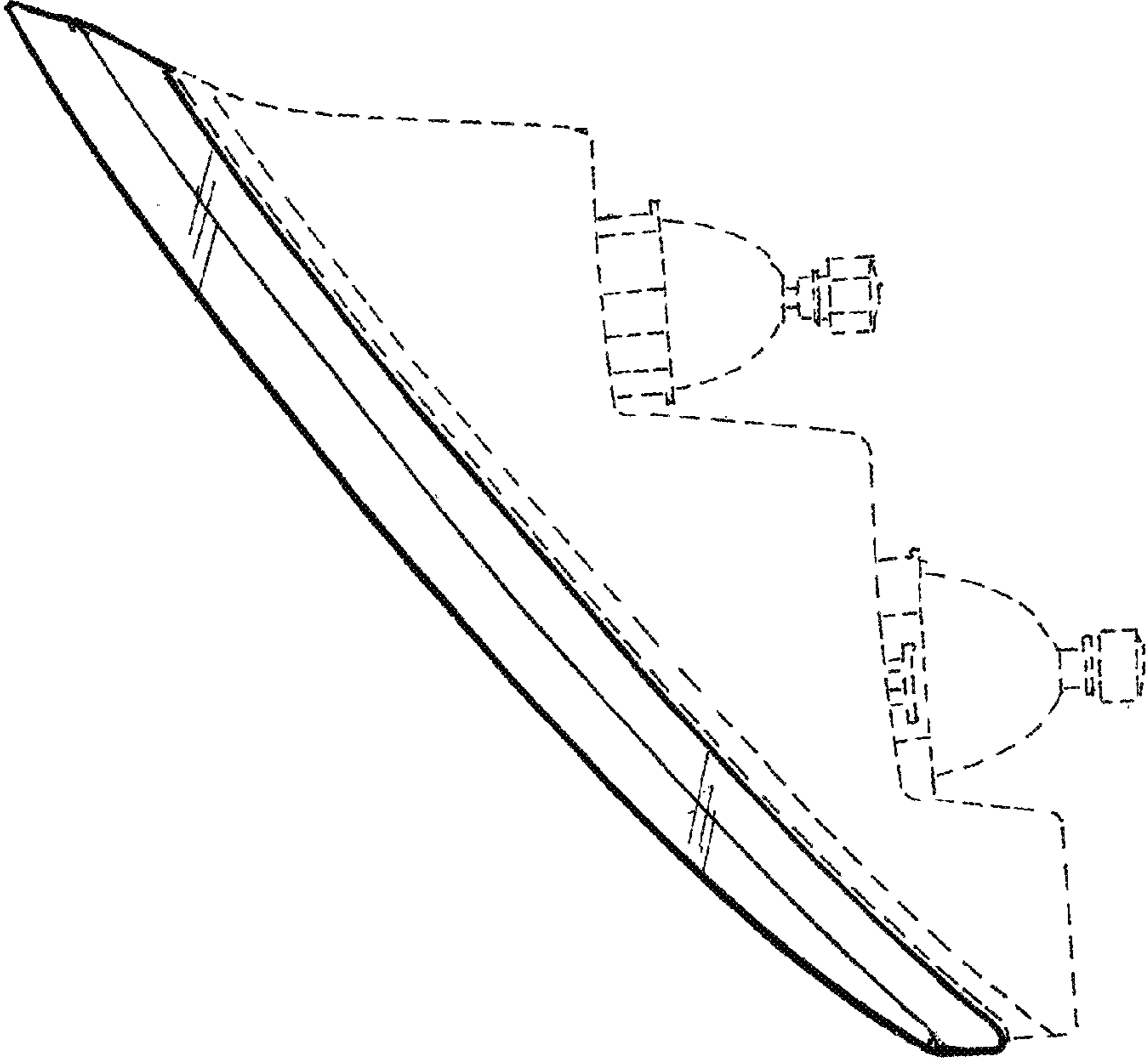


FIG. 4

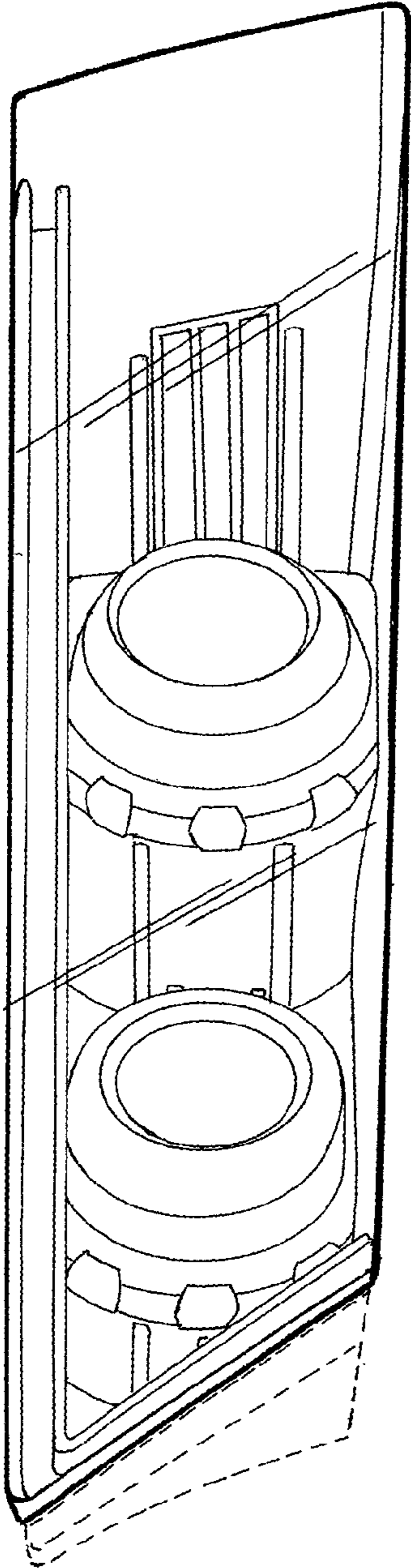


FIG. 5

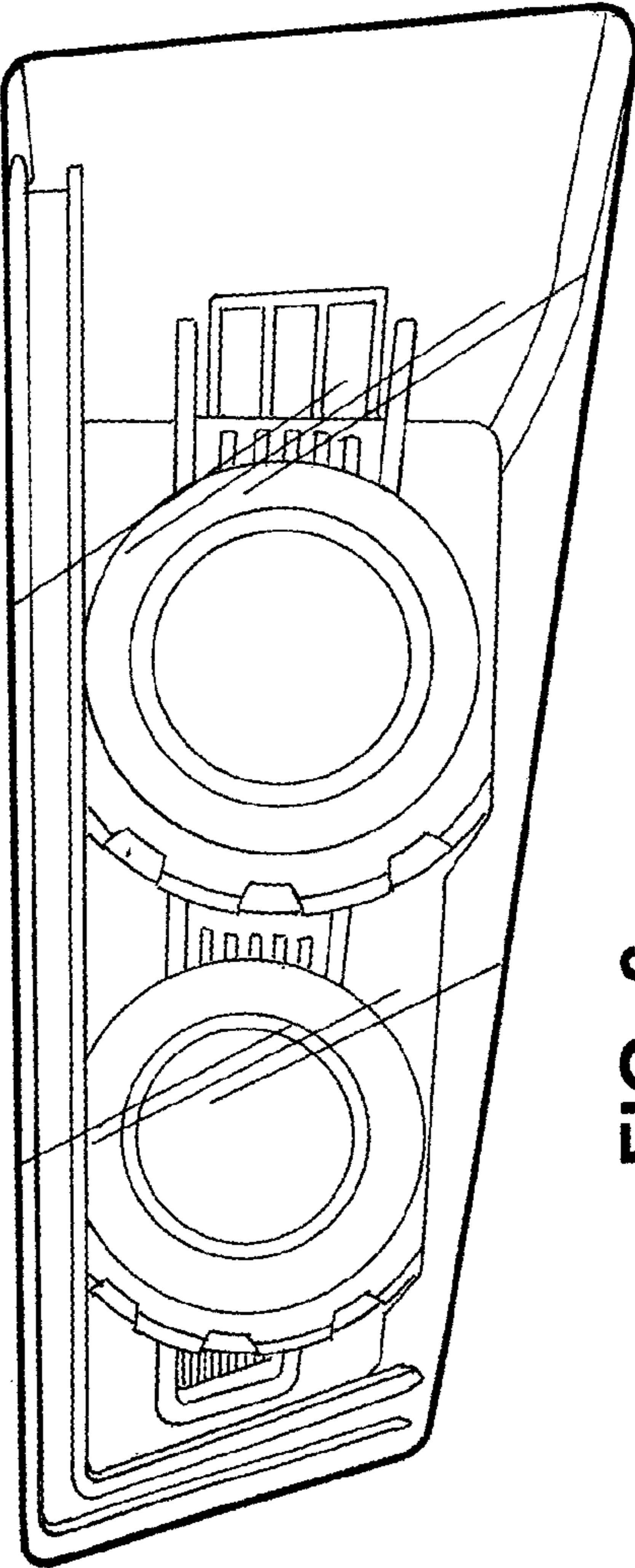


FIG. 6

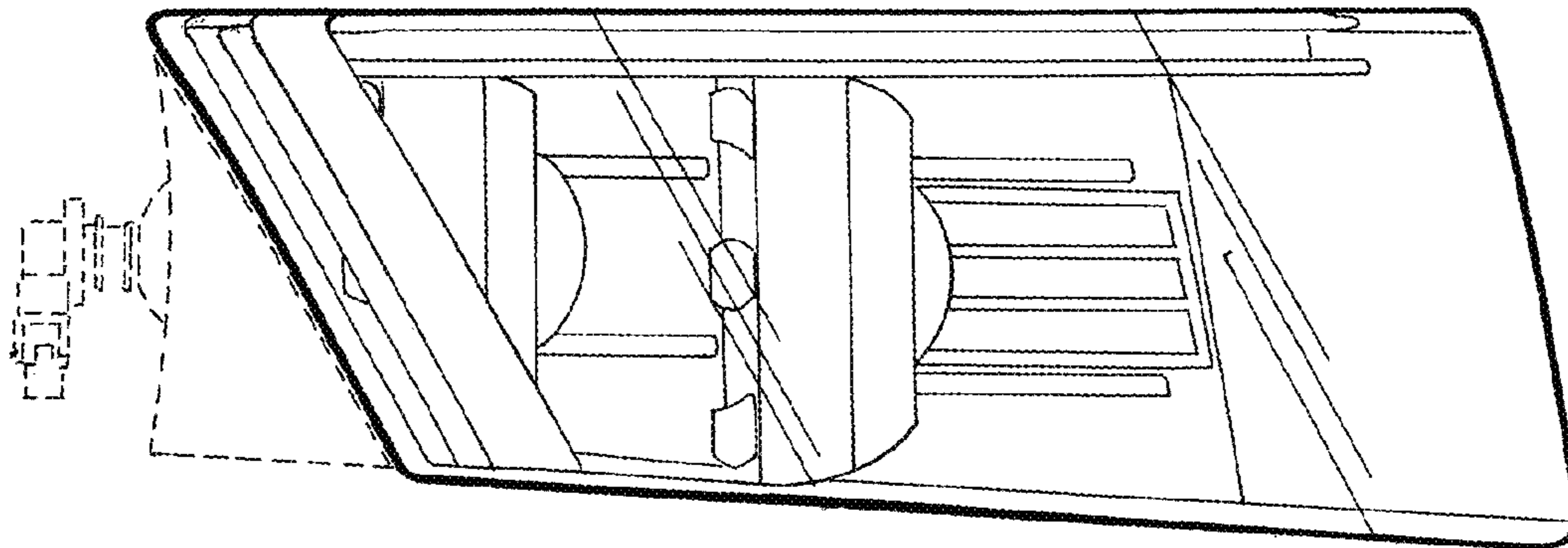


FIG. 7

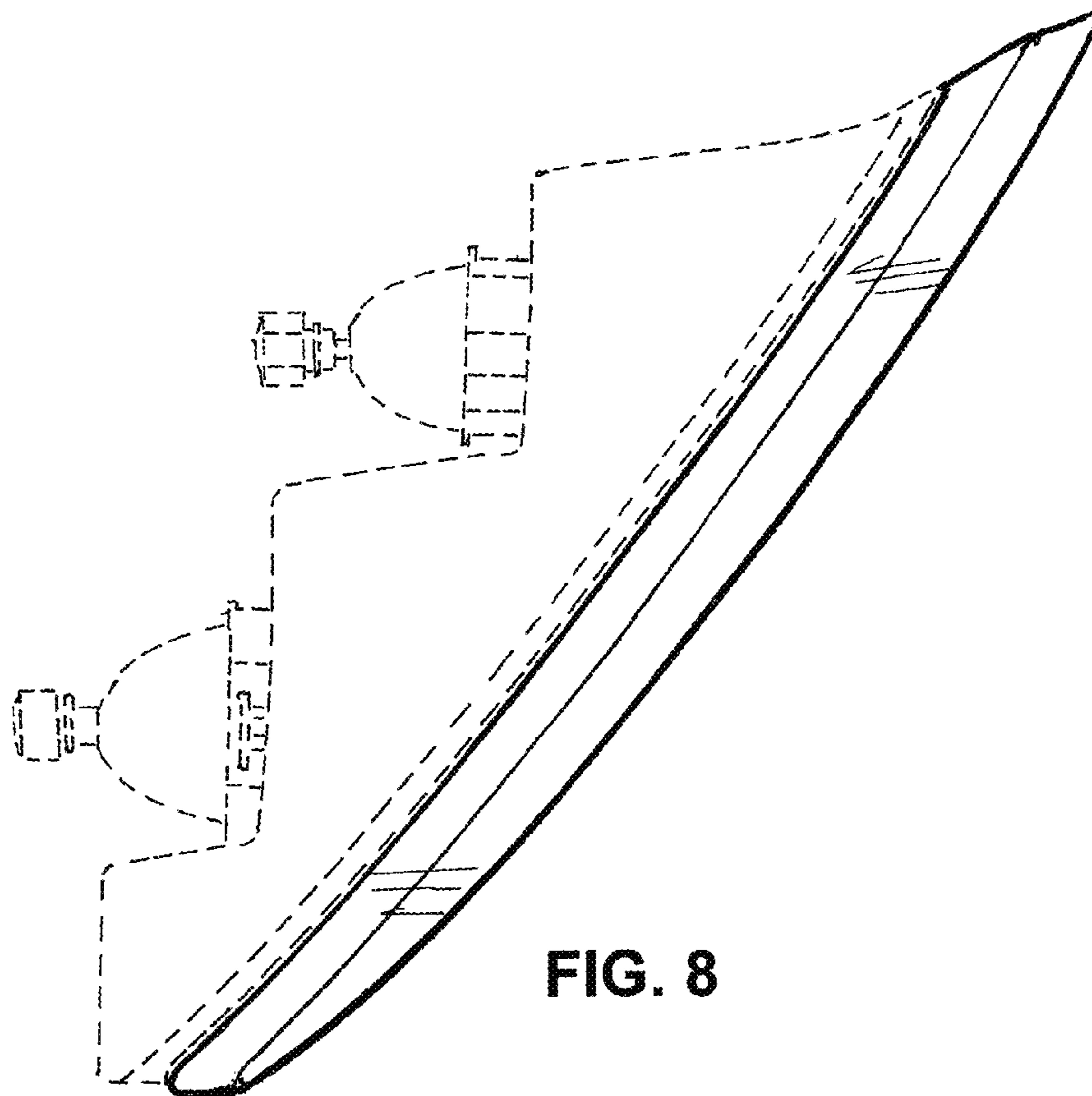


FIG. 8