



US00D754372S

(12) **United States Design Patent**
Oh et al.

(10) **Patent No.:** **US D754,372 S**
(45) **Date of Patent:** **** Apr. 19, 2016**

(54) **NON-SLIP FLOOR PANEL**

(71) Applicant: **DONGSHIN POLYMER CO., LTD.**,
Hongseong-gun, Chungcheongnam (KR)

(72) Inventors: **Young Douk Oh**, Tokyo (JP); **Chang Bo Yuon**, Saitamaken (JP)

(73) Assignee: **DONGSHIN POLYMER CO., LTD.**,
Hongseong-gun, Chungcheongnam-do (KR)

(**) Term: **14 Years**

(21) Appl. No.: **29/497,394**

(22) Filed: **Jul. 23, 2014**

(51) **LOC (10) Cl.** **25-01**

(52) **U.S. Cl.**
USPC **D25/163**

(58) **Field of Classification Search**
USPC D25/138, 152, 157, 163
CPC E04F 15/02172; E04F 15/02183;
E04F 15/02161; E04F 15/02; E04F 15/02038
See application file for complete search history.

(56) **References Cited**

U.S. PATENT DOCUMENTS

D244,383 S * 5/1977 Tellman D25/163
D531,326 S * 10/2006 Folliard D25/163

D622,874 S * 8/2010 Cantley D25/138
2007/0289236 A1 * 12/2007 Choi E04F 13/0803
52/311.2
2014/0007525 A1 * 1/2014 Wright E04F 15/02044
52/127.4

* cited by examiner

Primary Examiner — Doris Clark

(74) *Attorney, Agent, or Firm* — Novick, Kim & Lee, PLLC;
Jae Youn Kim

(57) **CLAIM**

We claim, the ornamental design for a non-slip floor panel, as shown and described.

DESCRIPTION

FIG. 1 is a perspective view of a non-slip floor panel, showing our new design;

FIG. 2 is a front view thereof;

FIG. 3 is a rear view thereof;

FIG. 4 is a right side view thereof;

FIG. 5 is a left side view thereof;

FIG. 6 is a top plan view thereof;

FIG. 7 is a bottom plan view thereof;

FIG. 8 is an enlarged upper front view of FIG. 2;

FIG. 9 is an enlarged lower front view of FIG. 2;


FIG. 10 is an enlarged upper rear view of FIG. 3;

FIG. 11 is an enlarged upper side view of FIG. 4; and,

FIG. 12 is an enlarged lower side view of FIG. 4.

The broken lines are for illustrative purposes only and form no part of the claimed design.

1 Claim, 10 Drawing Sheets






FIG. 1




FIG. 2




FIG. 3



FIG. 4



FIG. 5



FIG. 6



FIG. 7




FIG. 8

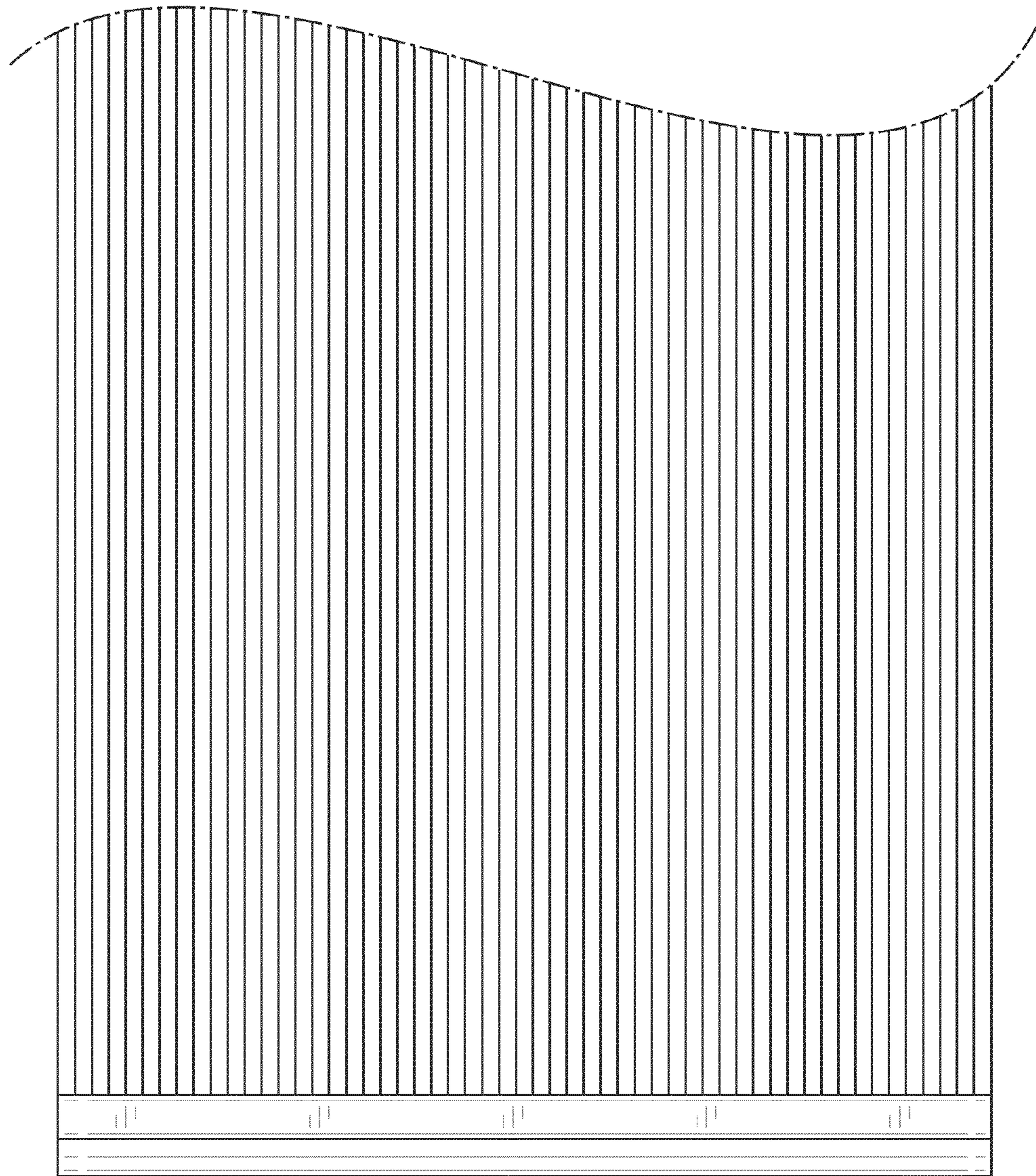


FIG. 9




FIG. 10

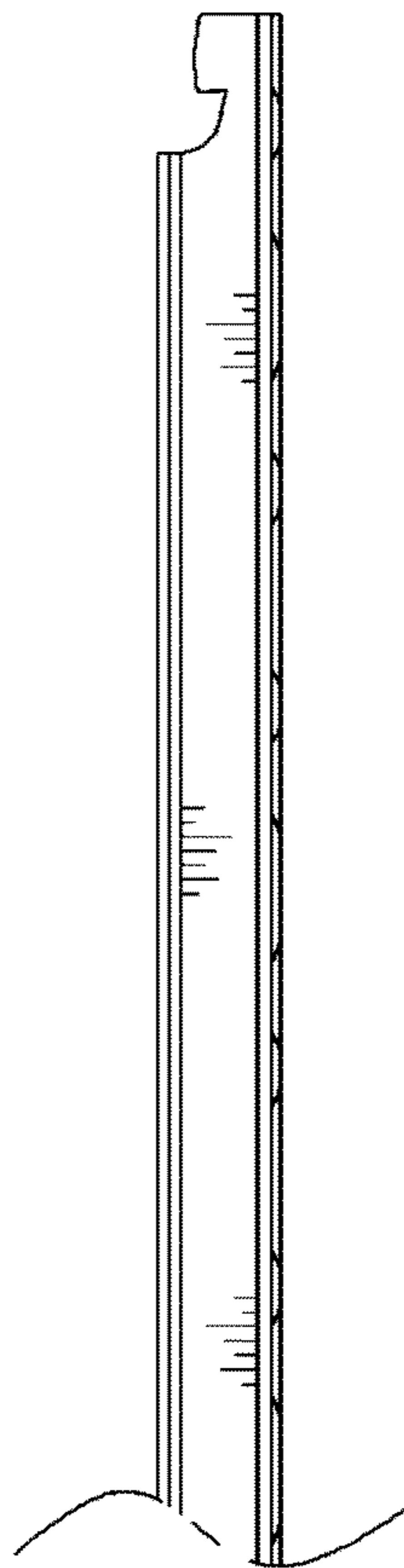


FIG. 11

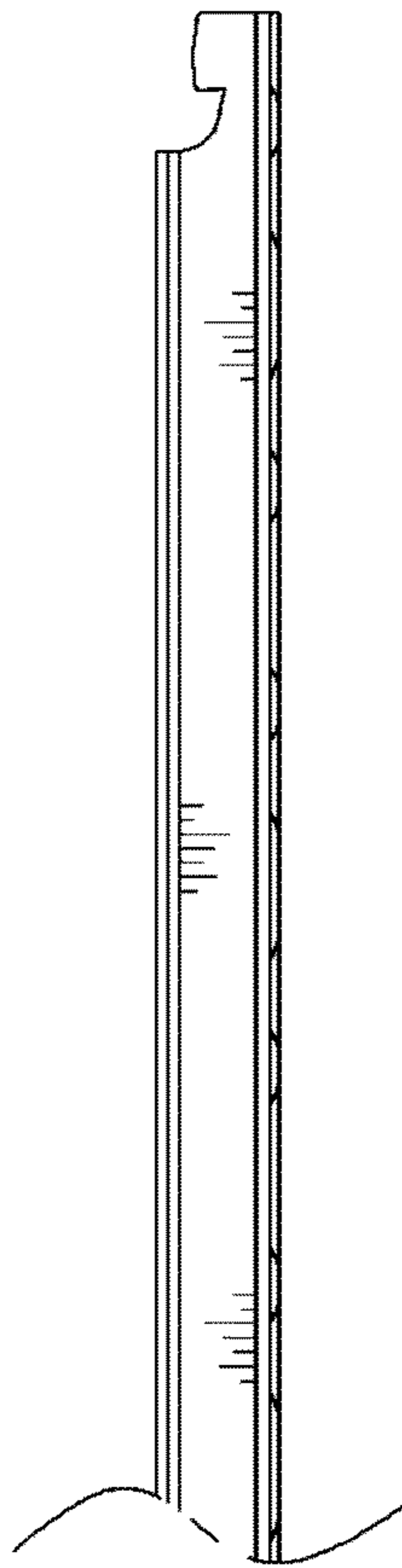


FIG. 12