



US00D754359S

(12) **United States Design Patent**
Gallagher

(10) **Patent No.:** **US D754,359 S**
(45) **Date of Patent:** **** Apr. 19, 2016**

(54) **PORTABLE MAT**
(71) Applicant: **SweetCheeks Products, Inc.**, Austin,
TX (US)
(72) Inventor: **Ali Gallagher**, Austin, TX (US)
(**) Term: **14 Years**
(21) Appl. No.: **29/516,902**
(22) Filed: **Feb. 6, 2015**

5,628,079 A 5/1997 Kizemchuk
D405,183 S * 2/1999 Larsen D23/305
6,226,811 B1 * 5/2001 Fagan A47K 7/024
15/207.2
D475,792 S * 6/2003 Robbins, III D24/212
D478,174 S * 8/2003 Huang D24/212
D490,530 S * 5/2004 Chen D24/211
6,839,928 B1 * 1/2005 Woodall A47C 4/52
5/653
D508,132 S * 8/2005 Huang D24/200
D584,863 S * 1/2009 Garry D30/158
8,220,087 B2 * 7/2012 Villa A63B 21/4037
482/142
D671,281 S * 11/2012 Singer D30/158
8,677,532 B2 3/2014 Legare
D712,562 S * 9/2014 Kelly D24/211
D713,970 S * 9/2014 Olofsson D24/200
2004/0082890 A1 4/2004 Kuo
2006/0235345 A1 10/2006 Ivanov
2006/0276731 A1 12/2006 Theibaut et al.
2008/0255599 A1 10/2008 Ide et al.
2008/0262579 A1 10/2008 Berk
2010/0161014 A1 6/2010 Lynch et al.
2010/0175275 A1 7/2010 Beirut

Related U.S. Application Data

(63) Continuation of application No. 14/081,528, filed on
Nov. 15, 2013, and a continuation of application No.
PCT/US2013/070348, filed on Nov. 15, 2013.
(51) **LOC (10) Cl.** **28-03**
(52) **U.S. Cl.**
USPC **D24/214**
(58) **Field of Classification Search**
USPC D14/218; D24/200, 211, 212, 213, 214,
D24/215; D6/582, 583
CPC A61H 19/30; A61H 19/32; A61H 19/34;
A61H 19/40; A61H 19/44; A61H 19/50;
A61H 19/00; A61H 2201/0153; A61H
2201/0207; A61H 2201/0263; A61H
2201/0111; A61H 2201/1253; A61H
2205/082; A61H 2205/085; A61H 15/0085
See application file for complete search history.

* cited by examiner

Primary Examiner — Sandra Snapp
(74) *Attorney, Agent, or Firm* — Hulseley Hunt & Parks, P.C.;
Jeffrey D. Hunt

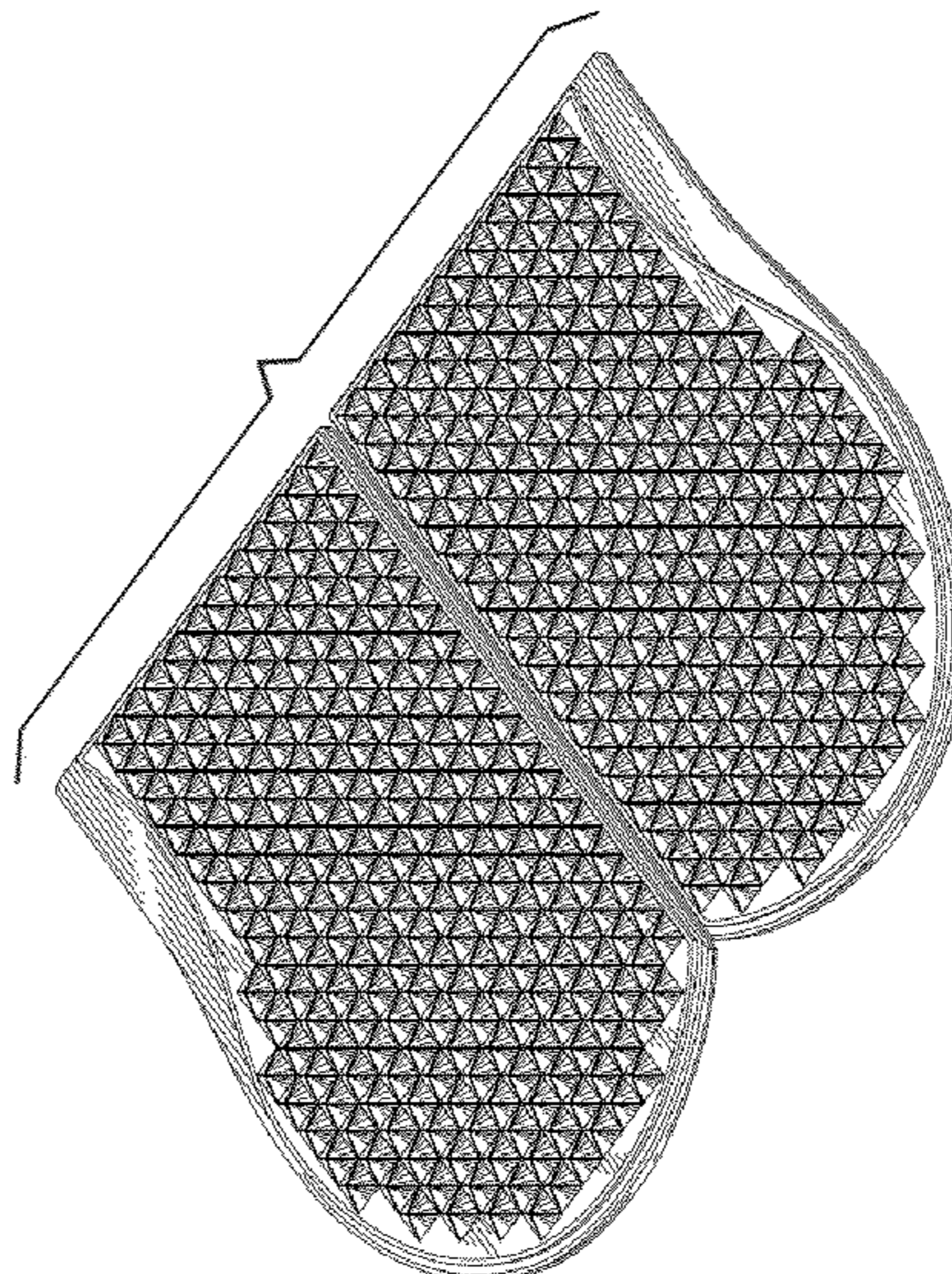
(57) **CLAIM**
The ornamental design for a portable mat, as shown and
described.

DESCRIPTION

FIG. 1 is a perspective view of a portable mat,
FIG. 2 is a rear elevation view of the portable mat,
FIG. 3 is a front elevation view of the portable mat,
FIG. 4 is a left side elevation view of the portable mat,
FIG. 5 is a right side elevation view of the portable mat,
FIG. 6 is a top plan view of the mat; and,
FIG. 7 is a bottom plan view of the mat.

1 Claim, 4 Drawing Sheets

(56) **References Cited**
U.S. PATENT DOCUMENTS
2,476,921 A * 7/1949 Shock A61H 7/001
482/79
D194,255 S * 12/1962 Altmeyer D24/212
4,421,110 A 12/1983 DeLisle et al.
4,673,605 A 6/1987 Sias
5,402,545 A * 4/1995 Jolley A47C 7/022
297/467



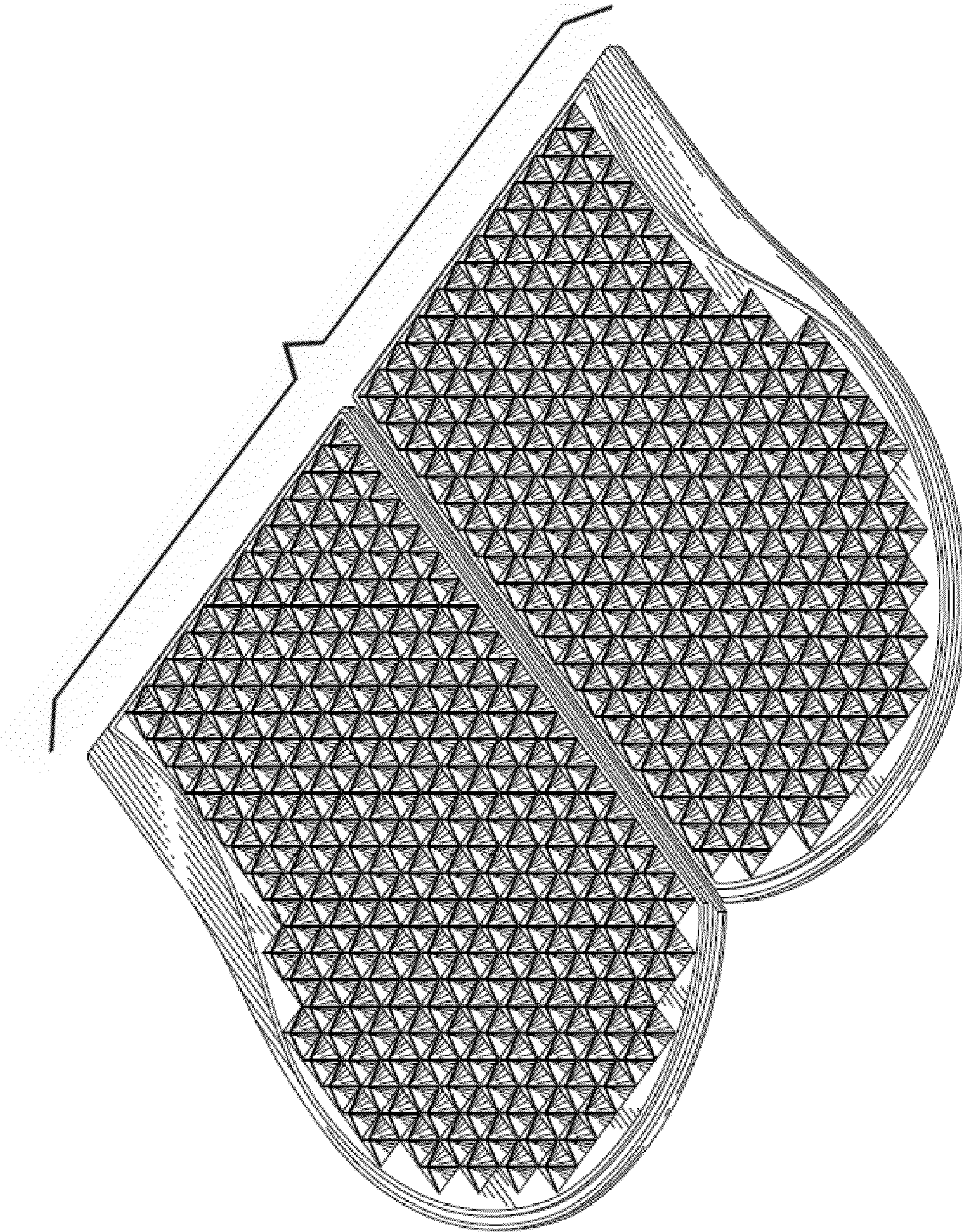


FIG. 1

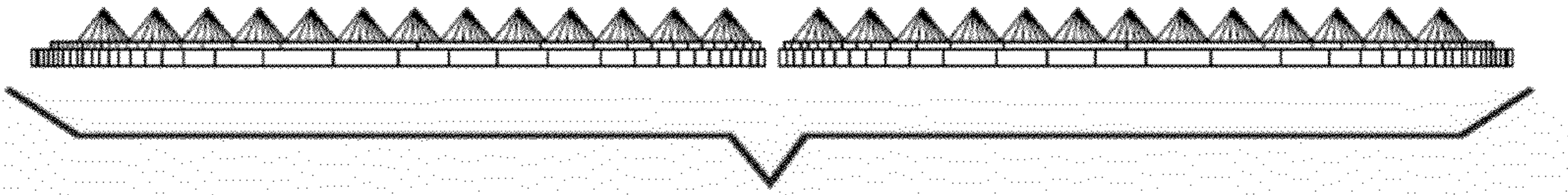


FIG. 2

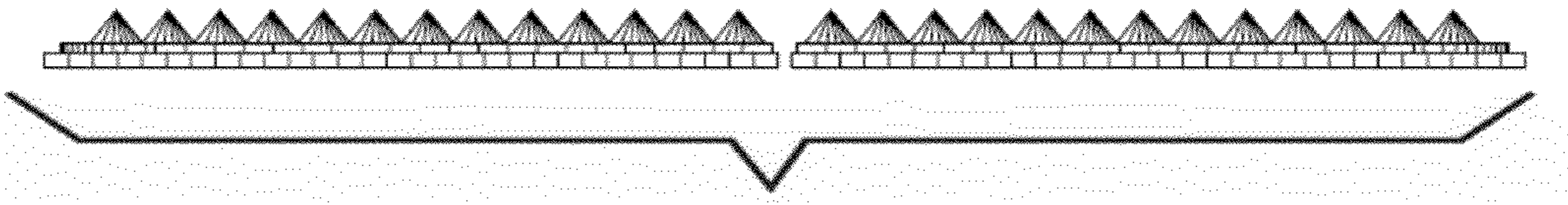


FIG. 3

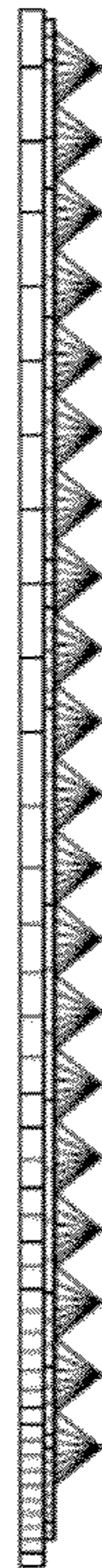


FIG. 4



FIG. 5

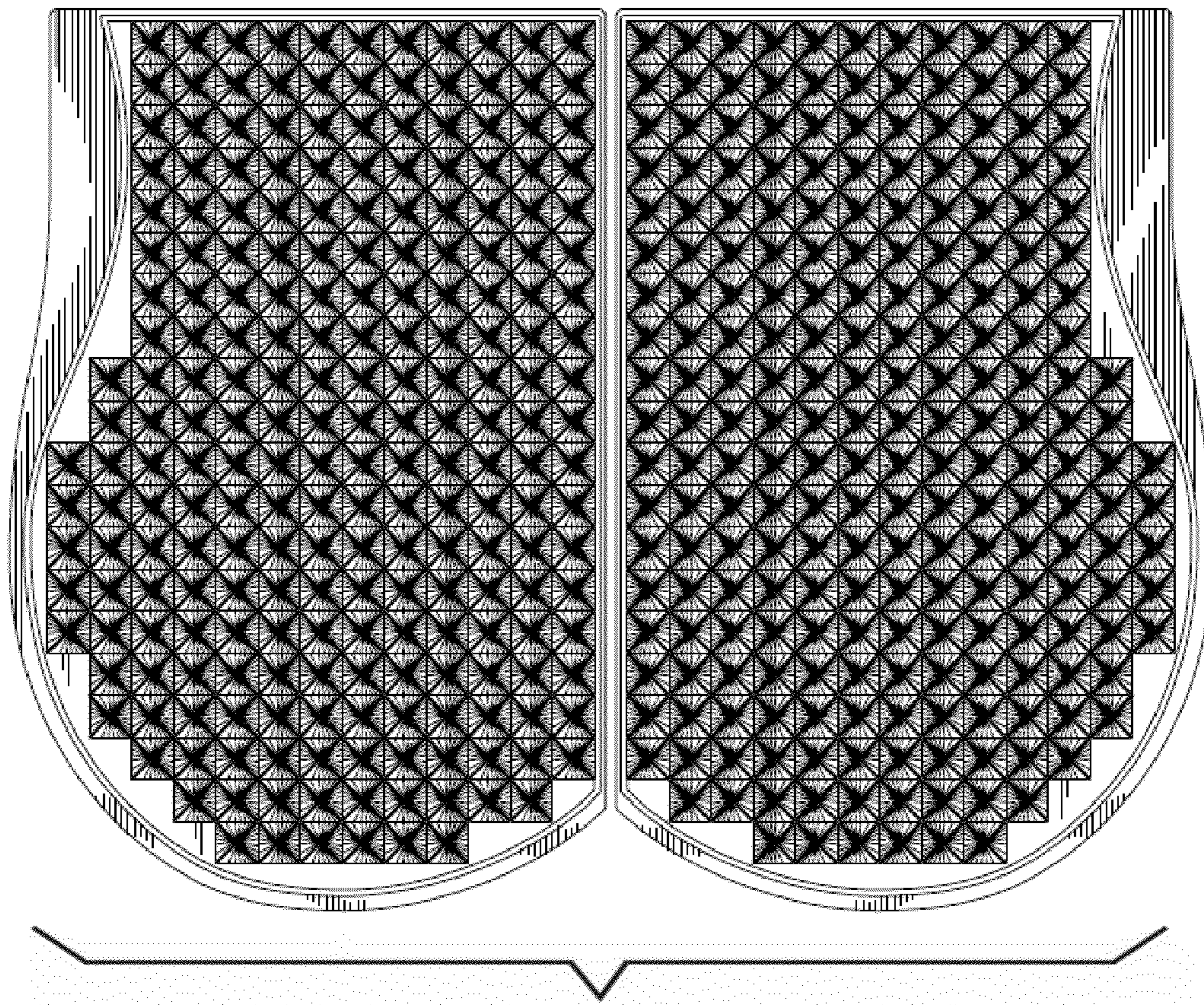


FIG. 6

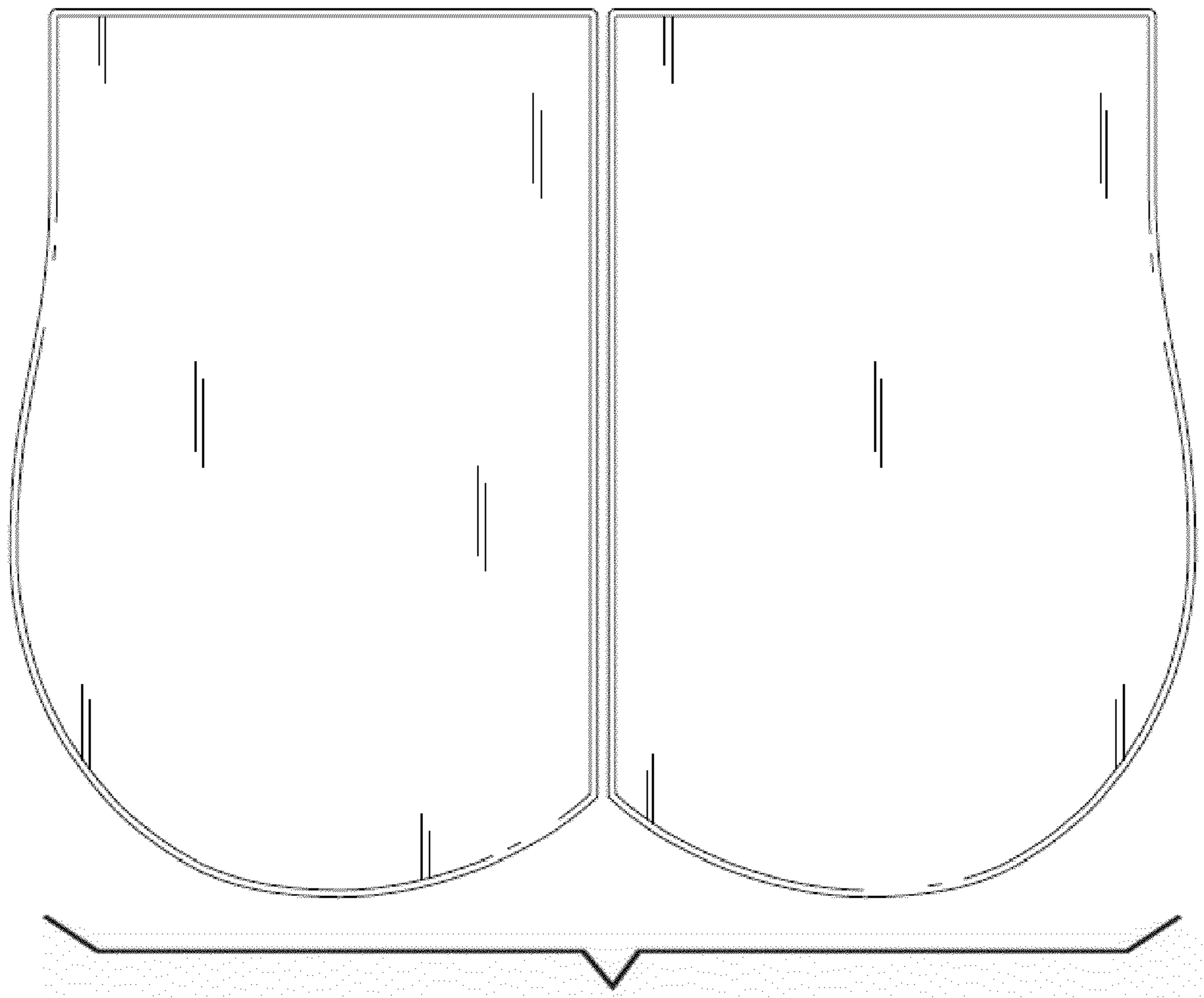


FIG. 7