



US00D754358S

(12) **United States Design Patent**  
**Krullaards**

(10) **Patent No.:** **US D754,358 S**

(45) **Date of Patent:** **\*\* Apr. 19, 2016**

(54) **MEDICAL DEVICE FOR PELVIC REALIGNMENT**

(56) **References Cited**

U.S. PATENT DOCUMENTS

(71) Applicant: **Robert Leonard Krullaards**,  
Leidschendam (NL)

(72) Inventor: **Robert Leonard Krullaards**,  
Leidschendam (NL)

(\*\*) Term: **14 Years**

(21) Appl. No.: **29/454,649**

(22) Filed: **May 13, 2013**

(30) **Foreign Application Priority Data**

Nov. 12, 2012 (EM) ..... 002134387-0001

(51) **LOC (10) Cl.** ..... **24-01**

(52) **U.S. Cl.**

USPC ..... **D24/188**

(58) **Field of Classification Search**

USPC ..... D24/171, 185-192, 200, 206, 231;  
600/407, 426

CPC ..... A61H 2201/0192; A61H 2203/0406;  
A61H 2205/088; A63B 24/00; A63B  
21/00105

See application file for complete search history.

D280,934 S *	10/1985	MacGregor .....	D24/212
D478,670 S *	8/2003	Tsai .....	D24/212
D664,661 S *	7/2012	Kubiak et al. ....	D24/171
D702,355 S *	4/2014	Laplante et al. ....	D24/186
D704,848 S *	5/2014	Thomas et al. ....	D24/200
D712,052 S *	8/2014	Thomas et al. ....	D24/200
D713,969 S *	9/2014	Robinson .....	D24/200
D721,814 S *	1/2015	Creed et al. ....	D24/185
D723,705 S *	3/2015	Mininger et al. ....	D24/200
D726,924 S *	4/2015	Tseng et al. ....	D24/186
2014/0378277 A1 *	12/2014	Krullaards .....	482/8

\* cited by examiner

*Primary Examiner* — Robert M Spear  
*Assistant Examiner* — Darcey E Heflin

(74) *Attorney, Agent, or Firm* — Porzio, Bromberg & Newman, P.C.

(57) **CLAIM**

I claim, the ornamental design for a medical device for pelvic realignment, as shown and described.

**DESCRIPTION**

FIG. 1 is a front and side perspective view, showing my new design;

FIG. 2 is a top plan view thereof;

FIG. 3 is a bottom plan view thereof;

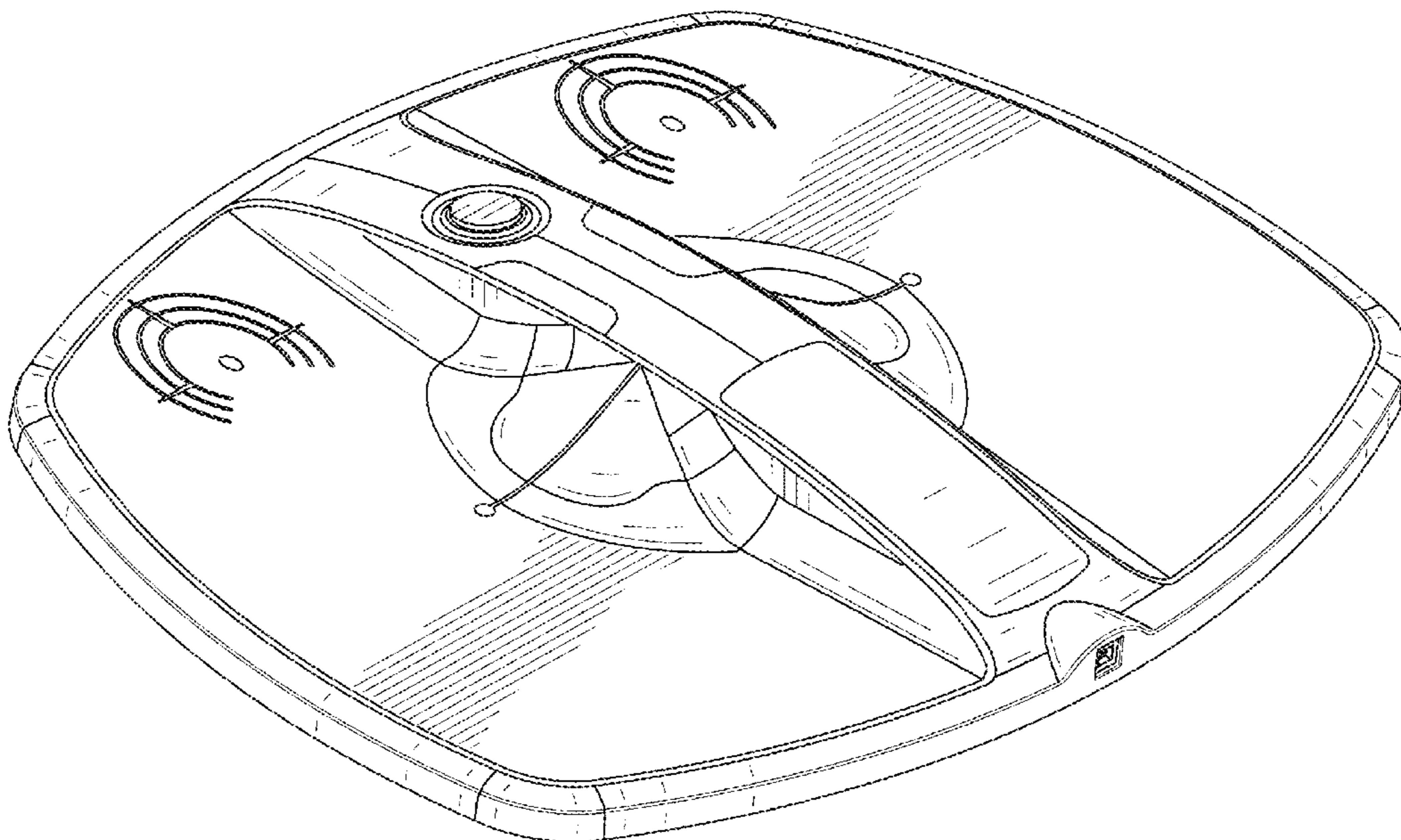
FIG. 4 is a left side view thereof;

FIG. 5 is a right side view thereof;

FIG. 6 is a front view thereof; and,

FIG. 7 is a rear view thereof.

**1 Claim, 7 Drawing Sheets**



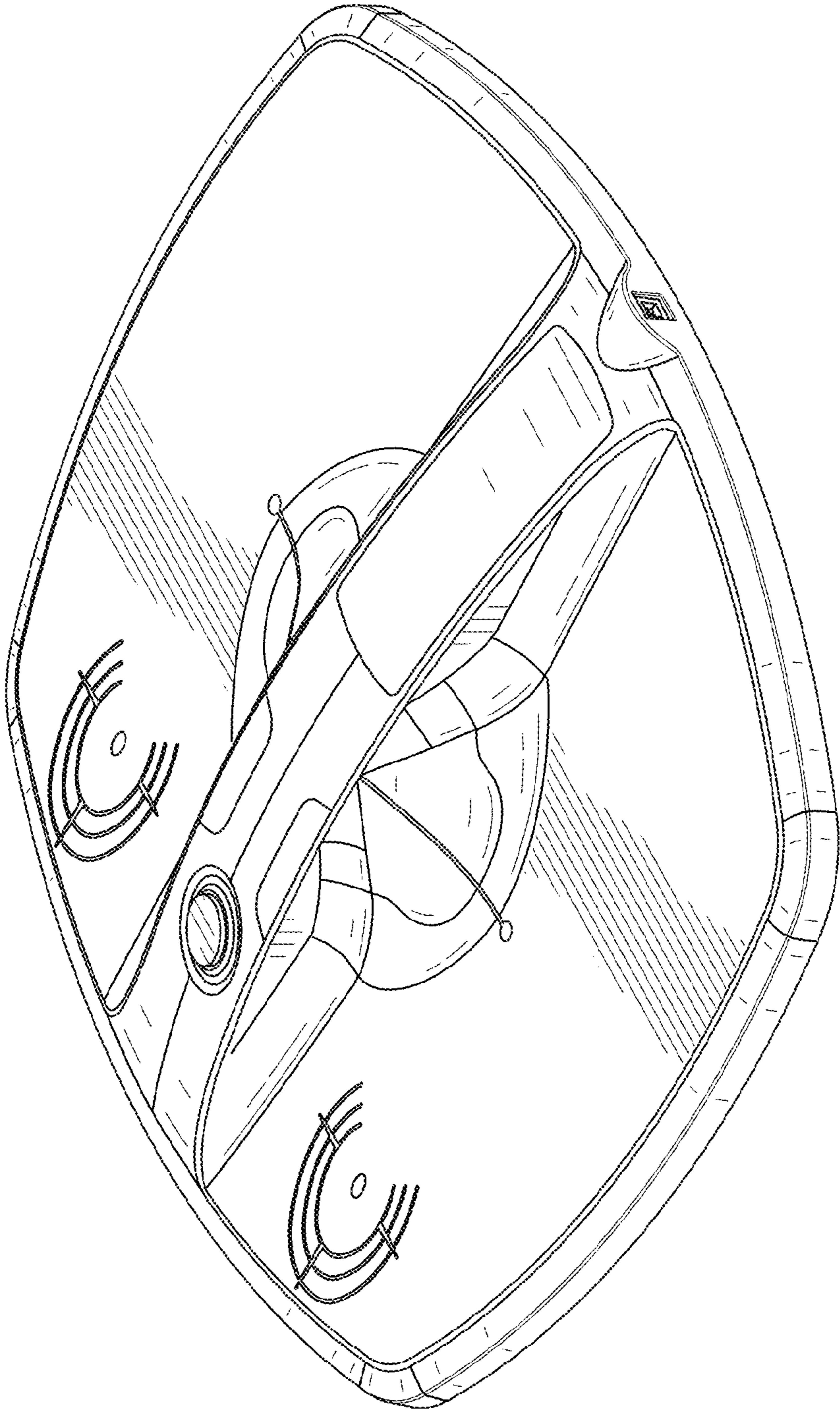


FIG. 1

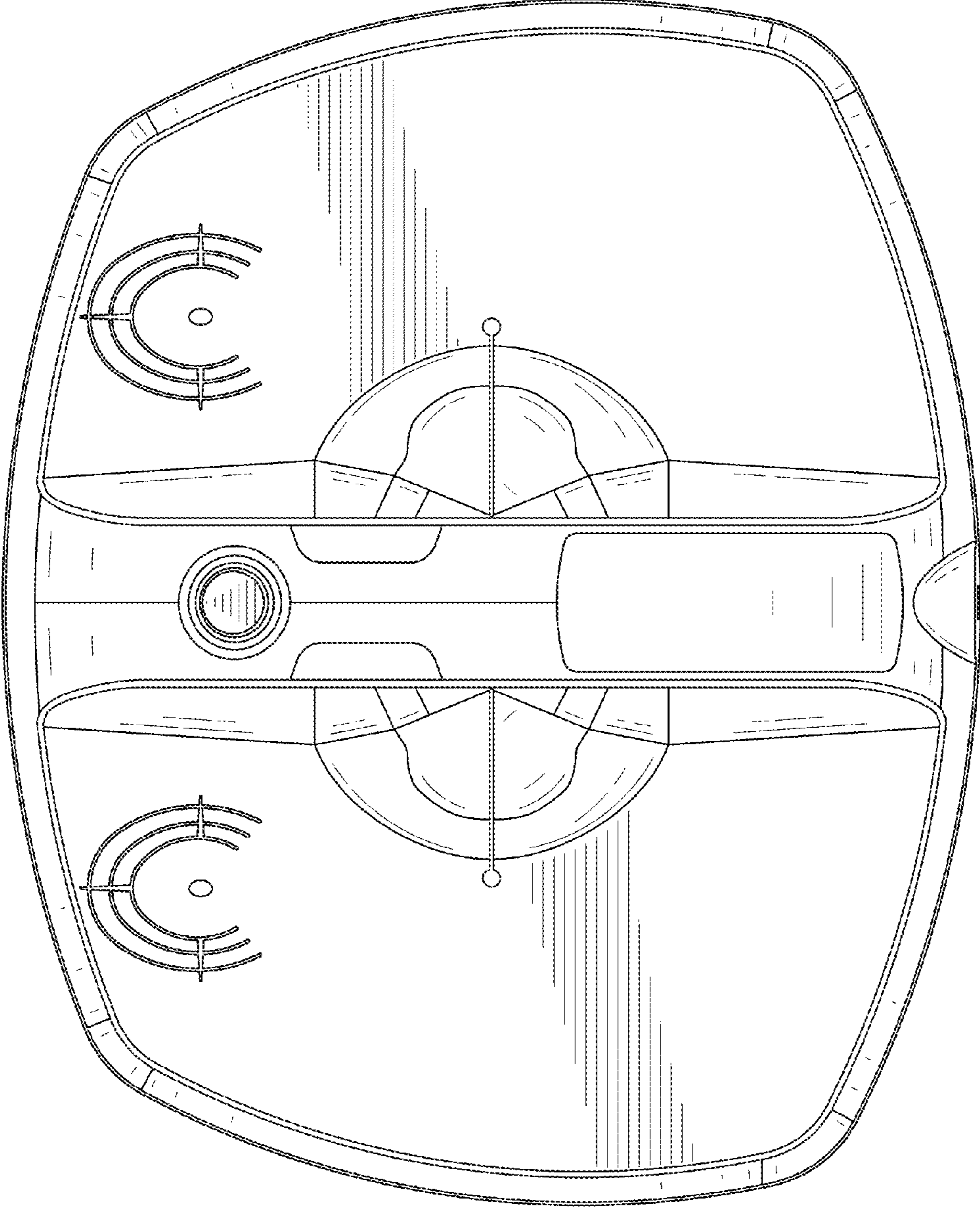


FIG. 2



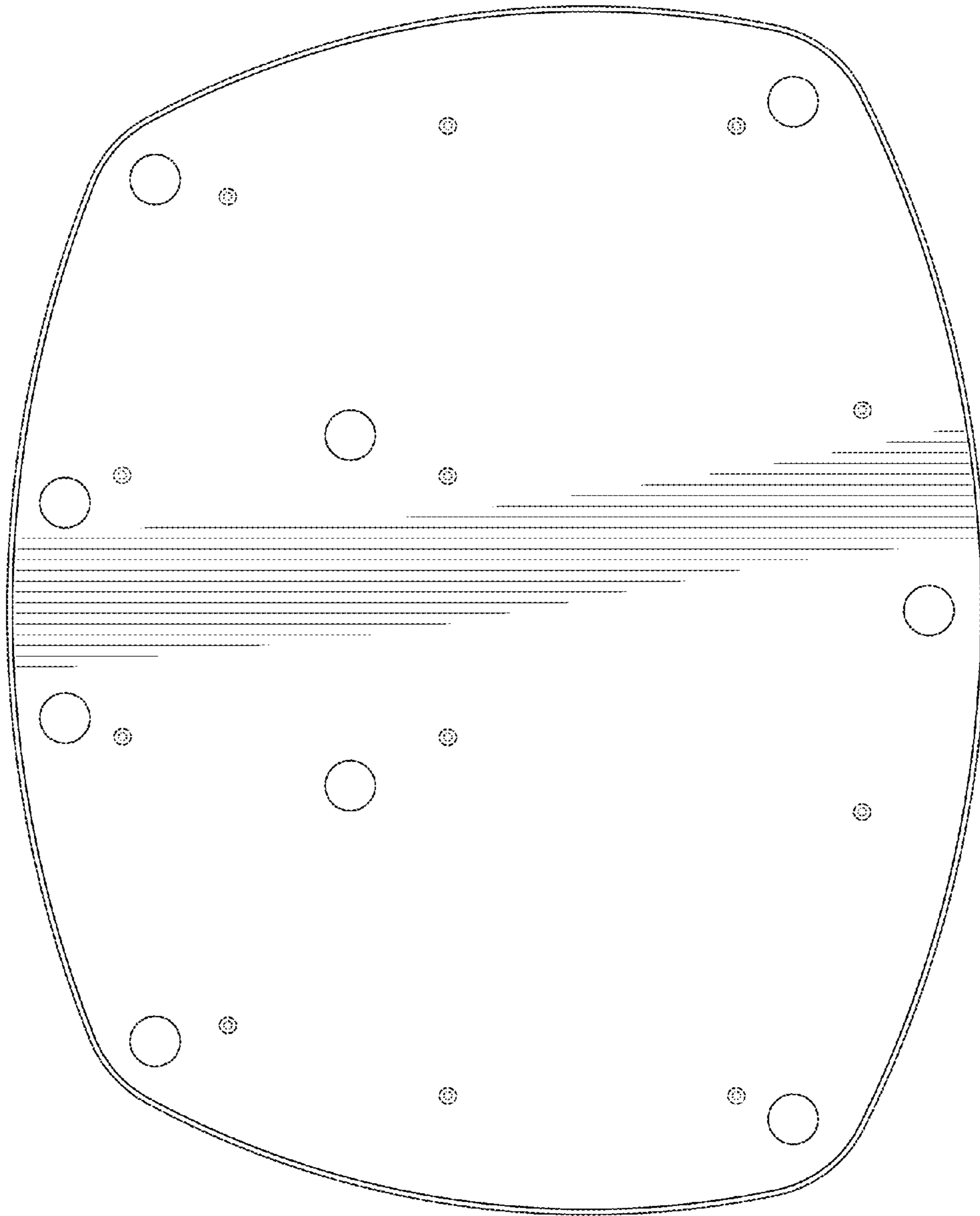


FIG. 3

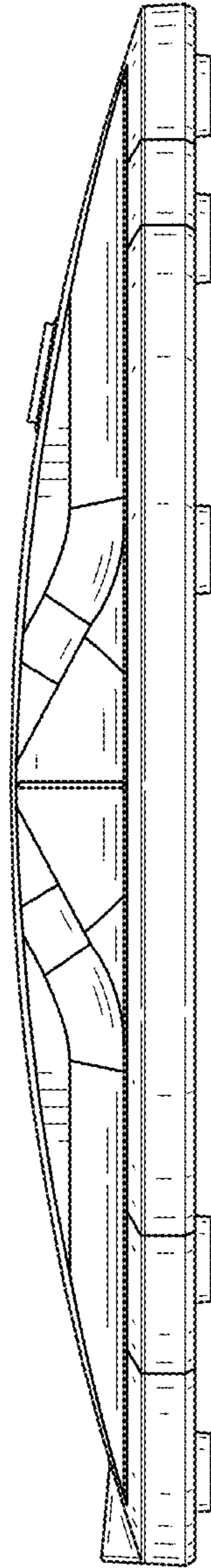


FIG. 4

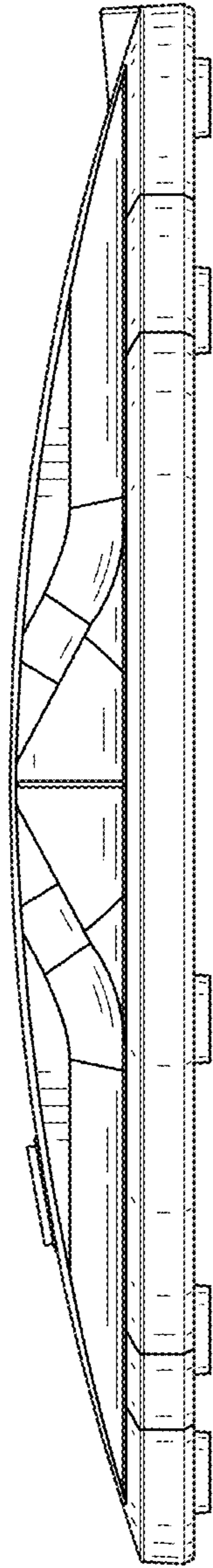


FIG. 5

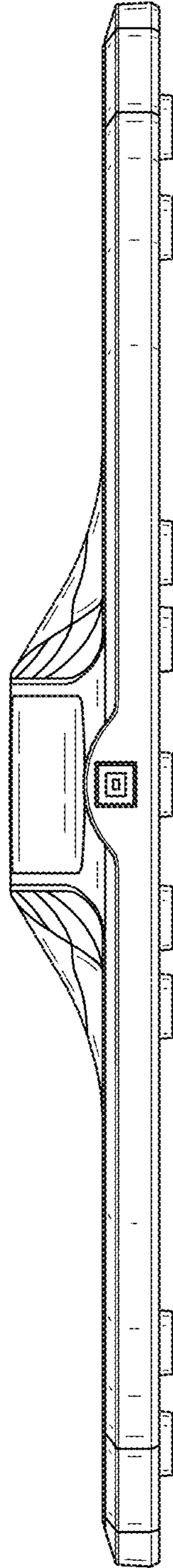


FIG. 6

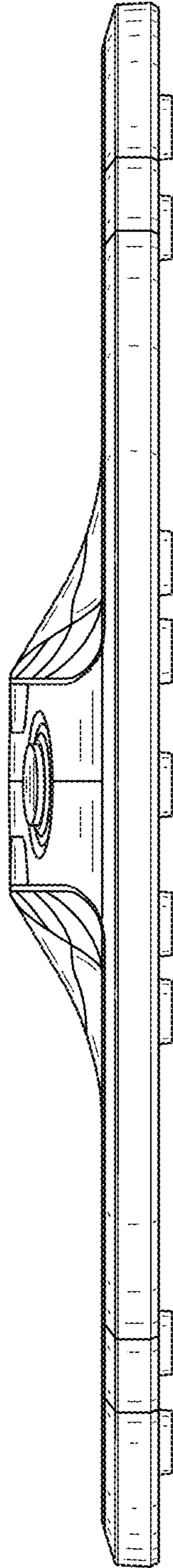


FIG. 7