



US00D754340S

(12) **United States Design Patent**
Hayamizu

(10) **Patent No.:** **US D754,340 S**
(45) **Date of Patent:** **** Apr. 19, 2016**

(54) **ENDOSCOPE PROCESSOR**

FOREIGN PATENT DOCUMENTS

(71) Applicant: **HOYA CORPORATION**, Tokyo (JP)

CN 3605854 * 1/2007
CN 3611074 * 12/2007

(72) Inventor: **Eiji Hayamizu**, Tokyo (JP)

(Continued)

(73) Assignee: **Hoya Corporation**, Tokyo (JP)

OTHER PUBLICATIONS

(**) Term: **14 Years**

YouTube. <URL: https://www.youtube.com/watch?v=zcKZJgp_LA> Published Mar. 7, 2013. Pentax Endoscope processor EPK-i7000.*

(21) Appl. No.: **29/513,114**

(Continued)

(22) Filed: **Dec. 26, 2014**

Primary Examiner — Bridget L Eland

Assistant Examiner — Lauren McVey

(30) **Foreign Application Priority Data**

(74) *Attorney, Agent, or Firm* — Faegre Baker Daniels LLP

Jun. 30, 2014 (JP) 2014-014338

(57) **CLAIM**

(51) **LOC (10) Cl.** **24-02**

The ornamental design for an endoscope processor, as shown and described.

(52) **U.S. Cl.**

DESCRIPTION

USPC **D24/138**

(58) **Field of Classification Search**

USPC D24/138, 137, 133, 135, 140, 107, 186;
600/131, 132, 145-147; D14/137, 139

The patent or application file contains at least one drawing executed in color. Copies of this patent or patent application publication with color drawing(s) will be provided by the Office upon request and payment of the necessary fee.

CPC A61B 1/267; A61B 1/2673; A61B 1/2676;
A61B 1/00; A61B 1/00052; A61B 1/00066;
A61B 5/0077; A61B 19/5223; A61B 19/5225;
A61B 1/04; A61B 1/042; A61B 8/5215;
G02B 23/24

FIG. 1 is a front, top, and right side perspective view of an endoscope processor showing my new design;

FIG. 2 is a front, top, and left side perspective view thereof;

FIG. 3 is a front view thereof;

FIG. 4 is a top plan thereof;

FIG. 5 is a bottom plan view thereof;

FIG. 6 is a right side view thereof; and,

FIG. 7 is a left side view thereof.

See application file for complete search history.

The features shown in broken lines in the drawings depict environmental subject matter only and form no part of the claimed design. The dash-dotted lines denote the boundary of the claim and form no part of the claimed design.

The rear view is omitted since it does not show any claimed part.



(56) **References Cited**

U.S. PATENT DOCUMENTS

D275,226 S * 8/1984 Nishigaki D23/314
D376,207 S * 12/1996 Buczek D24/138
D412,977 S * 8/1999 Hayamizu D24/107
D481,123 S * 10/2003 Hayamizu D24/107
D533,940 S * 12/2006 Hayamizu D24/107
D534,654 S * 1/2007 Hayamizu D24/107

(Continued)

1 Claim, 7 Drawing Sheets
(1 of 7 Drawing Sheet(s) Filed in Color)



(56)

References Cited

U.S. PATENT DOCUMENTS

D535,745 S * 1/2007 Hayamizu D24/107
 D564,094 S * 3/2008 Hayashi D24/138
 D564,661 S * 3/2008 Hayashi D24/138
 D565,178 S * 3/2008 Tanaka D24/107
 D598,098 S * 8/2009 Tanaka D24/107
 D626,224 S * 10/2010 Amano D24/107
 D640,376 S * 6/2011 Amano D24/107
 D640,377 S * 6/2011 Amano D24/107
 D641,082 S * 7/2011 Onuma D24/138
 D643,117 S * 8/2011 Onuma D24/138
 D643,922 S * 8/2011 Tanaka D24/138
 D670,384 S * 11/2012 Tanaka D24/138
 D670,806 S * 11/2012 Hayamizu D24/138
 D671,212 S * 11/2012 Tanaka D24/138
 D715,934 S * 10/2014 Mirrer D24/138
 D719,259 S * 12/2014 Shimobayashi D24/138
 D723,683 S * 3/2015 Yoshida D24/138
 2002/0045801 A1 * 4/2002 Niida A61B 1/00055
 600/118
 2008/0086030 A1 * 4/2008 Itoi A61B 8/4433
 600/132
 2011/0112408 A1 * 5/2011 Greenstein A61B 1/042
 600/476

FOREIGN PATENT DOCUMENTS

CN 301546902 * 5/2011
 CN 301575557 * 6/2011
 JP D1235947 * 4/2005
 JP D1235948 * 4/2005
 JP D1235949 * 4/2005
 JP D1235950 * 4/2005
 JP D1302402 * 6/2007

OTHER PUBLICATIONS

YouTube. <URL: <https://www.youtube.com/watch?v=RFEiNmKAz4>> Published Apr. 19, 2013. Pentax Endoscope processor EPK-i5000.*
 Design U.S. Appl. No. 29/513,108, filed Dec. 26, 2014.
 Design U.S. Appl. No. 29/513,111, filed Dec. 26, 2014.
 Design U.S. Appl. No. 29/513,112, filed Dec. 26, 2014.
 Design U.S. Appl. No. 29/513,113, filed Dec. 26, 2014.
 Design U.S. Appl. No. 29/513,115, filed Dec. 26, 2014.
 Design U.S. Appl. No. 29/513,116, filed Dec. 26, 2014.

* cited by examiner

FIG. 1

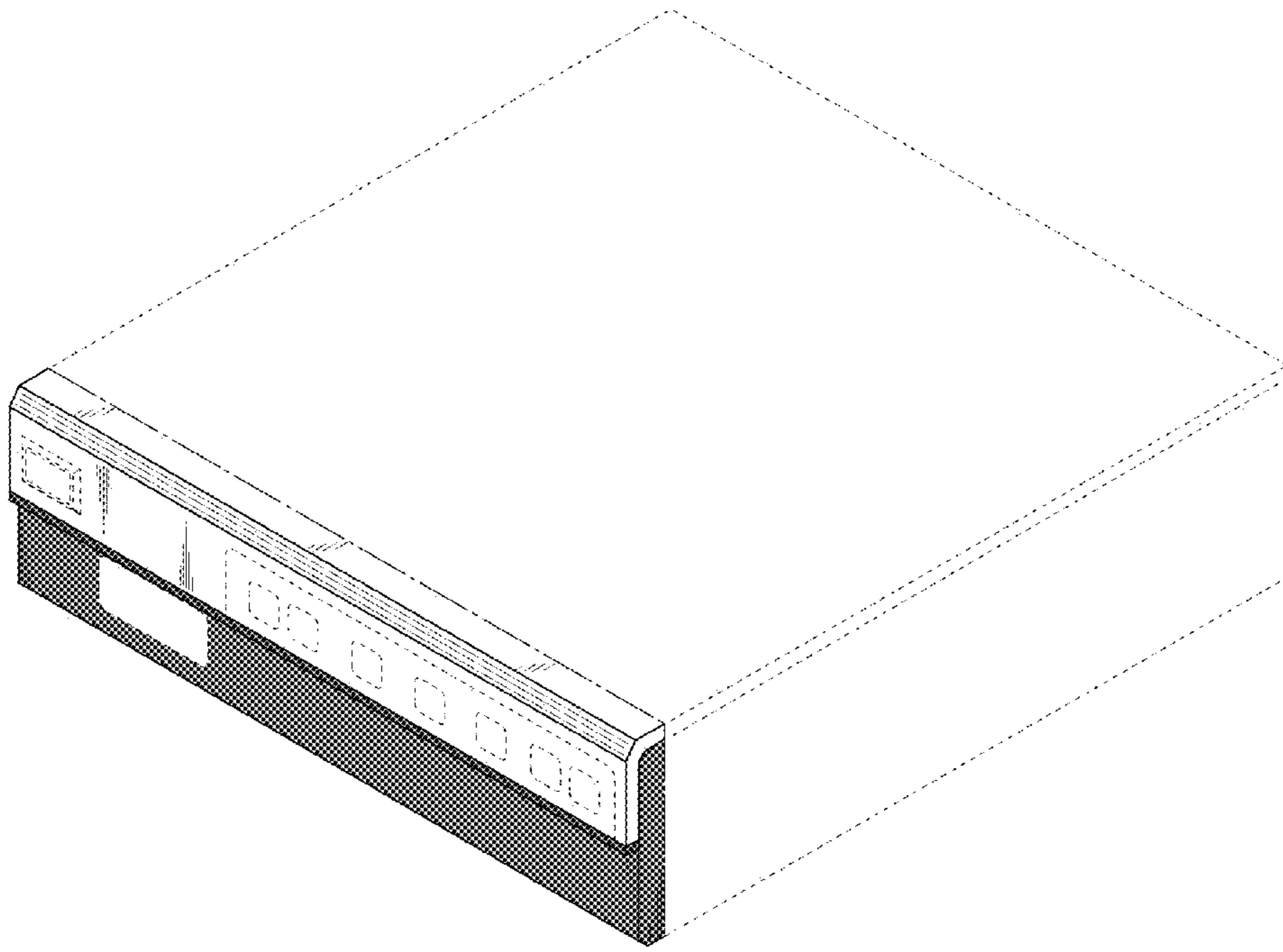


FIG. 2

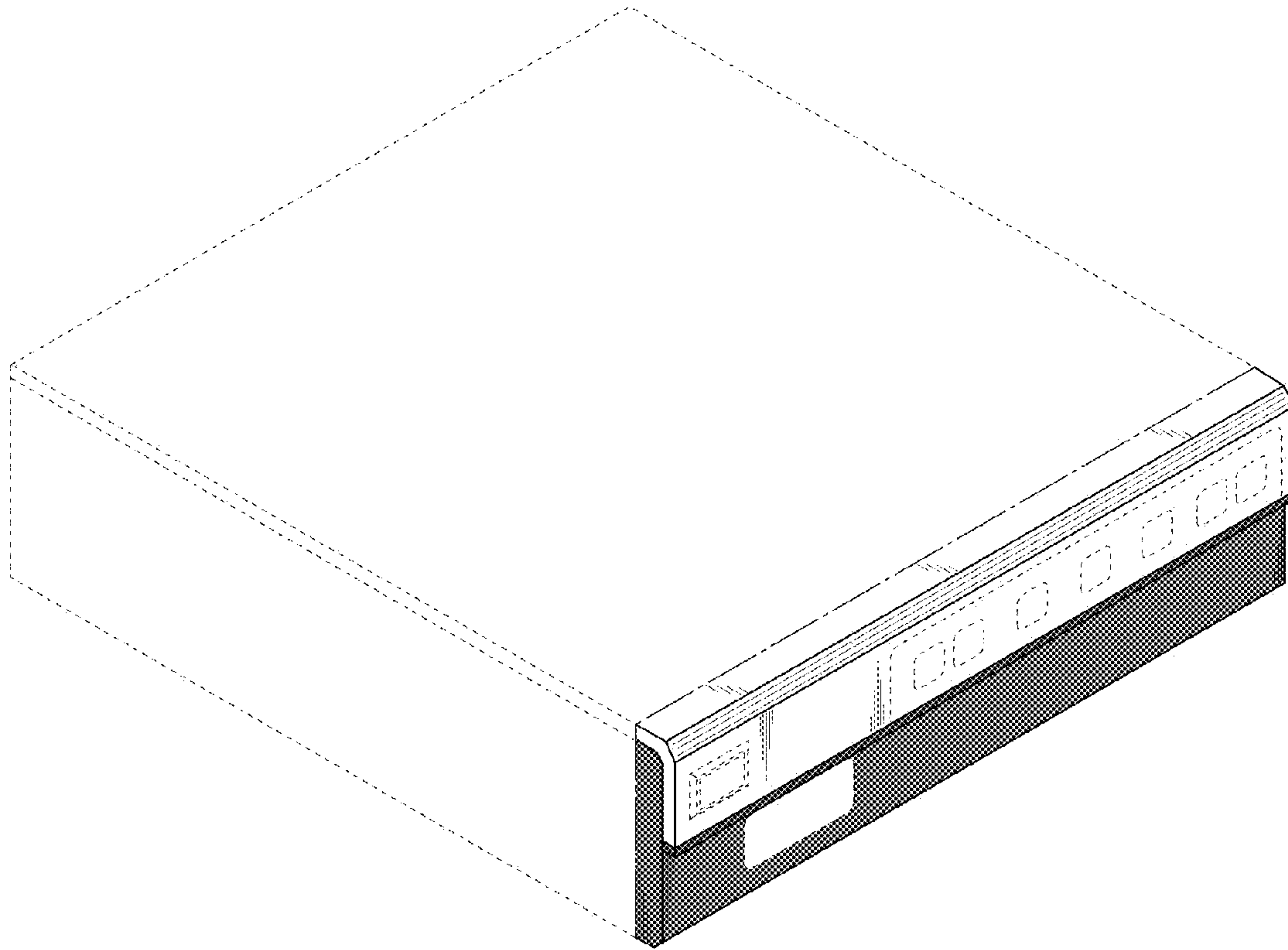


FIG. 3




FIG. 4

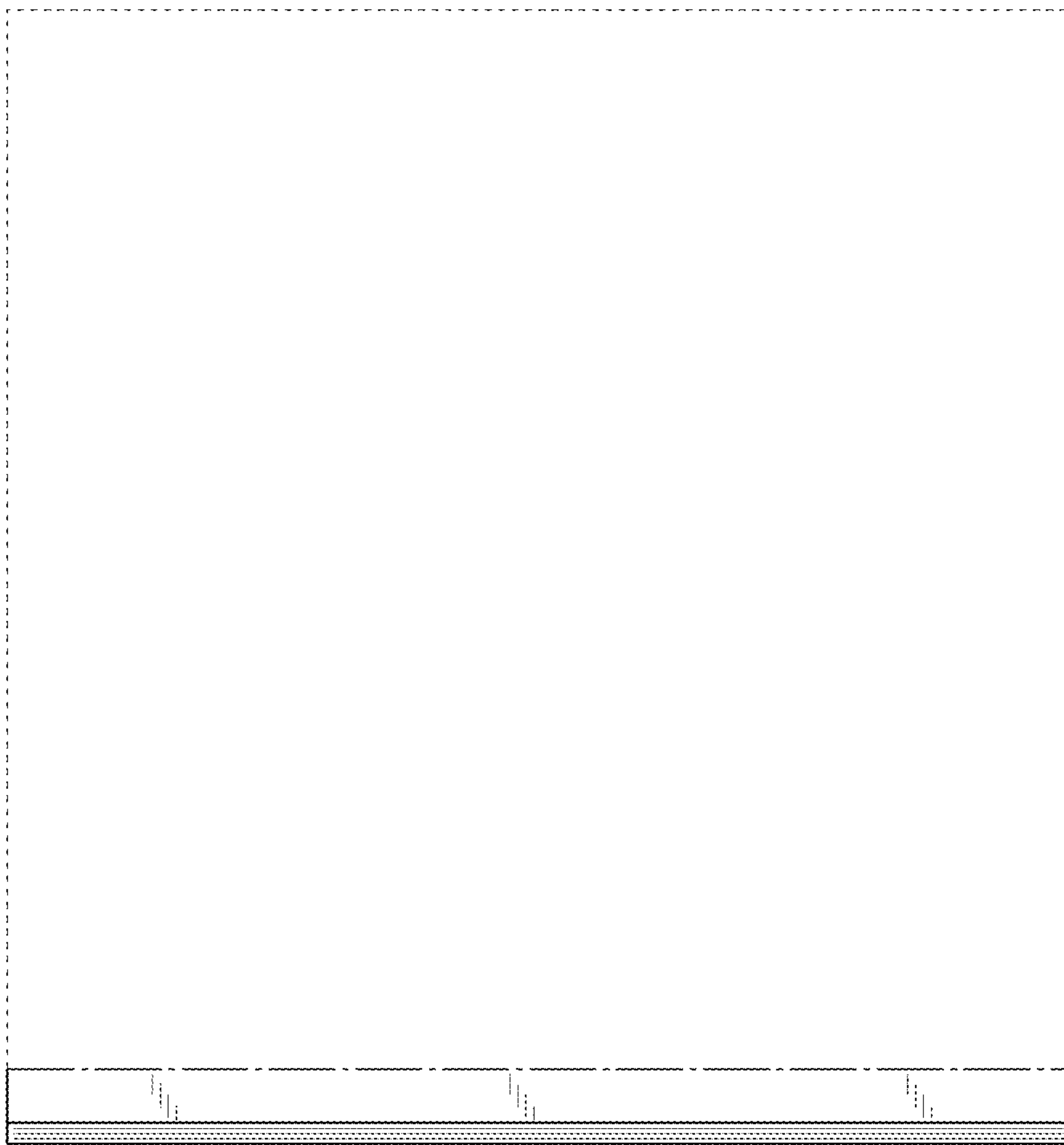


FIG. 5




FIG. 6




FIG. 7

