



US00D754332S

(12) **United States Design Patent**  
**Fahl**

(10) **Patent No.:** **US D754,332 S**  
(45) **Date of Patent:** **\*\* Apr. 19, 2016**

- (54) **PLASTER FOR TRACHEOSTOMA**
- (71) Applicant: **Andreas Fahl Medizintechnik-Vertrieb GmbH, Cologne (DE)**
- (72) Inventor: **Andreas Fahl, Cologne (DE)**
- (73) Assignee: **Andreas Fahl Medizintechnik—Vertrieb GmbH, Cologne (DE)**
- (\*\*) Term: **14 Years**

5,312,382	A *	5/1994	Metz	604/338
D379,654	S *	6/1997	Holtermann	D24/118
5,643,234	A *	7/1997	Lesko	604/333
5,662,628	A	9/1997	Hollands	
5,690,621	A *	11/1997	Canela	604/333
5,814,033	A	9/1998	Edwards	
5,830,200	A	11/1998	Steer et al.	
5,935,115	A *	8/1999	Espina	604/277
6,015,399	A *	1/2000	Mracna et al.	604/332
6,656,169	B1 *	12/2003	Steer	604/333
6,726,667	B2 *	4/2004	Leise et al.	604/339
7,025,754	B2 *	4/2006	Proicou et al.	604/408
D539,424	S	3/2007	Persson et al.	
D607,559	S *	1/2010	Schena	D24/118

(Continued)

- (21) Appl. No.: **29/445,563**
- (22) Filed: **Feb. 13, 2013**
- (30) **Foreign Application Priority Data**  
Aug. 13, 2012 (EM) ..... 011339246
- (51) **LOC (10) Cl.** ..... **24-02**
- (52) **U.S. Cl.**  
USPC ..... **D24/118**
- (58) **Field of Classification Search**  
USPC ..... D24/118, 127, 108, 128, 111; 604/317, 604/327, 408, 403, 108, 339, 92, 415, 410, 604/332, 333; 128/DIG. 24; 383/22, 23, 35; D9/707, 709, 696; 206/219; D18/56  
CPC ..... A61M 16/0468; A61M 16/0465; A61M 16/1045; A61F 2/203  
See application file for complete search history.

- (56) **References Cited**  
U.S. PATENT DOCUMENTS  
4,460,359 A \* 7/1984 Fenton ..... 604/277  
4,465,486 A \* 8/1984 Hill ..... 604/337  
4,610,676 A \* 9/1986 Schneider et al. .... 604/339  
4,830,187 A \* 5/1989 Keyes et al. .... 206/524.7  
4,846,820 A \* 7/1989 Jensen ..... 604/339  
4,917,691 A \* 4/1990 Briggs ..... 604/339  
5,085,652 A \* 2/1992 Johnsen et al. .... 604/333

**OTHER PUBLICATIONS**

photograph, one page, Product is made by ATOS AB and has been produced since 2000, no specific date available.

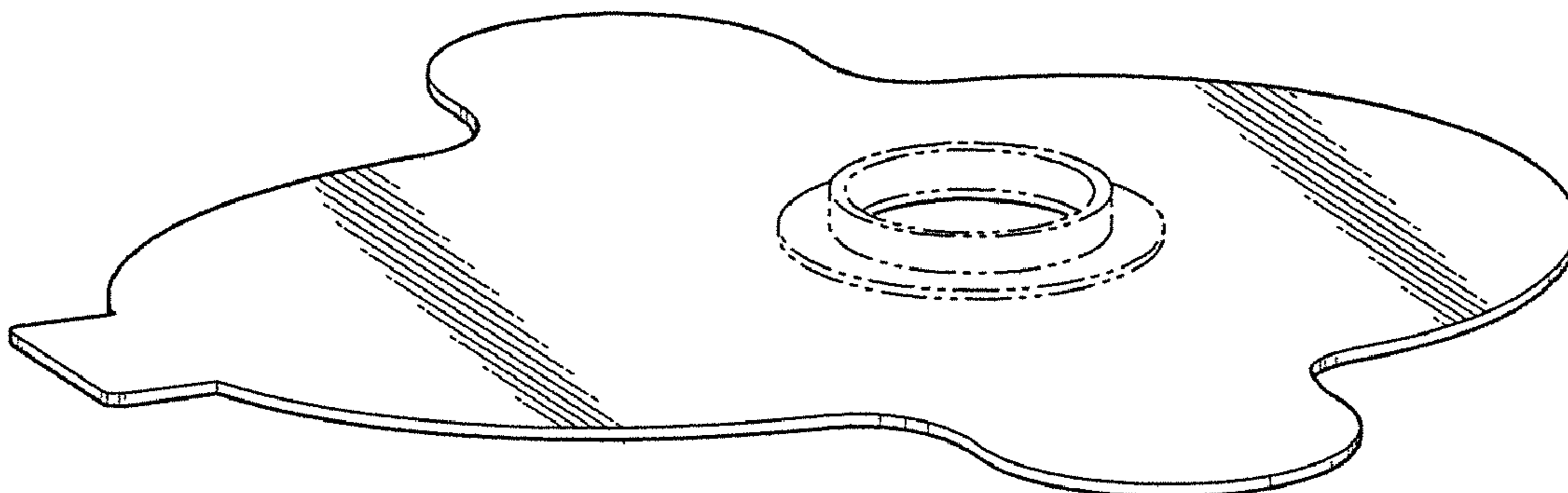
*Primary Examiner* — David Muller  
*Assistant Examiner* — Nathan Johnston  
(74) *Attorney, Agent, or Firm* — Dinsmore & Shohl LLP; Thomas E. Anderson

(57) **CLAIM**  
The ornamental design for a plaster for tracheostoma, as shown and described.

**DESCRIPTION**

FIG. 1 is a perspective front view of a tracheostoma plaster device;  
FIG. 2 is a front view thereof;  
FIG. 3 is a rear view thereof;  
FIG. 4 is an end view thereof;  
FIG. 5 is an opposite end view thereof;  
FIG. 6 is a side view thereof; and,  
FIG. 7 is an opposite side view.  
The broken line showing of parts of the drawings is included for the purpose of illustrating use and environment and forms no part of the claimed design.

**1 Claim, 2 Drawing Sheets**



(56)

**References Cited**

U.S. PATENT DOCUMENTS

D622,377	S *	8/2010	Jackson .....	D24/128	2002/0032418	A1	3/2002	Iseke	
7,815,618	B2 *	10/2010	Schena et al. ....	604/337	2003/0204174	A1	10/2003	Cisco	
D674,502	S *	1/2013	Dunn et al. ....	D24/215	2004/0087920	A1	5/2004	Etheredge	
D676,550	S *	2/2013	Masters et al. ....	D24/124	2008/0071236	A1 *	3/2008	Lee .....	604/333
8,684,982	B2 *	4/2014	Nguyen-DeMary et al. .	604/337	2008/0269700	A1 *	10/2008	O'Toole et al. ....	604/332
					2014/0309604	A1 *	10/2014	Paratore .....	604/332
					2015/0018788	A1 *	1/2015	Pham et al. ....	604/333

\* cited by examiner

FIG. 1

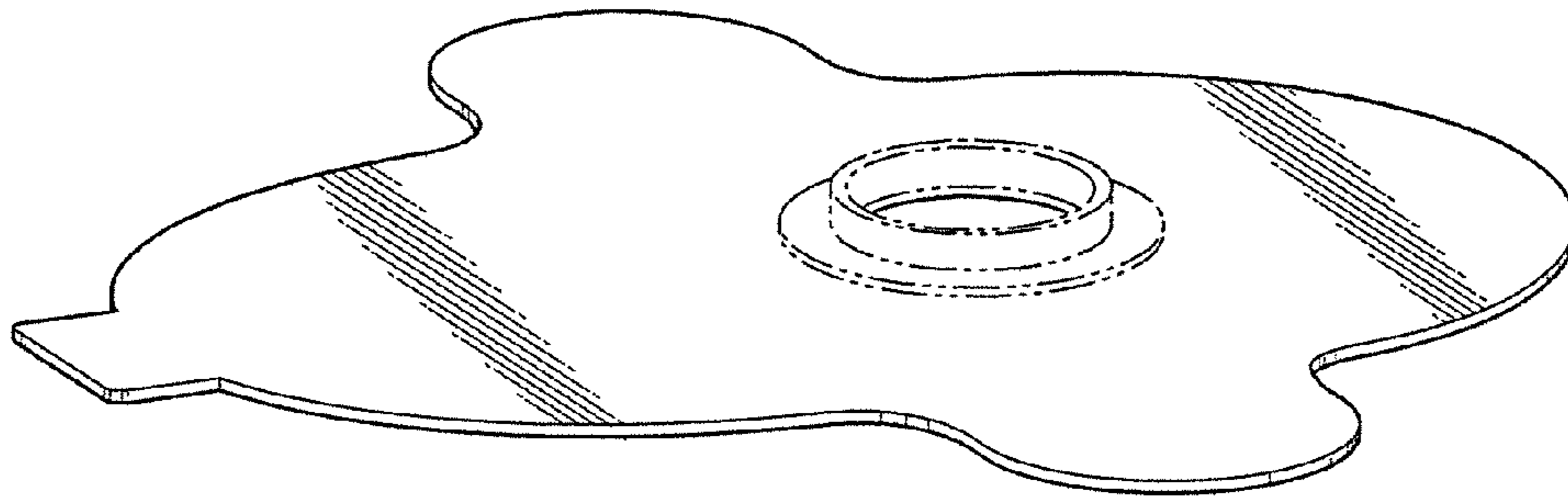


FIG. 2

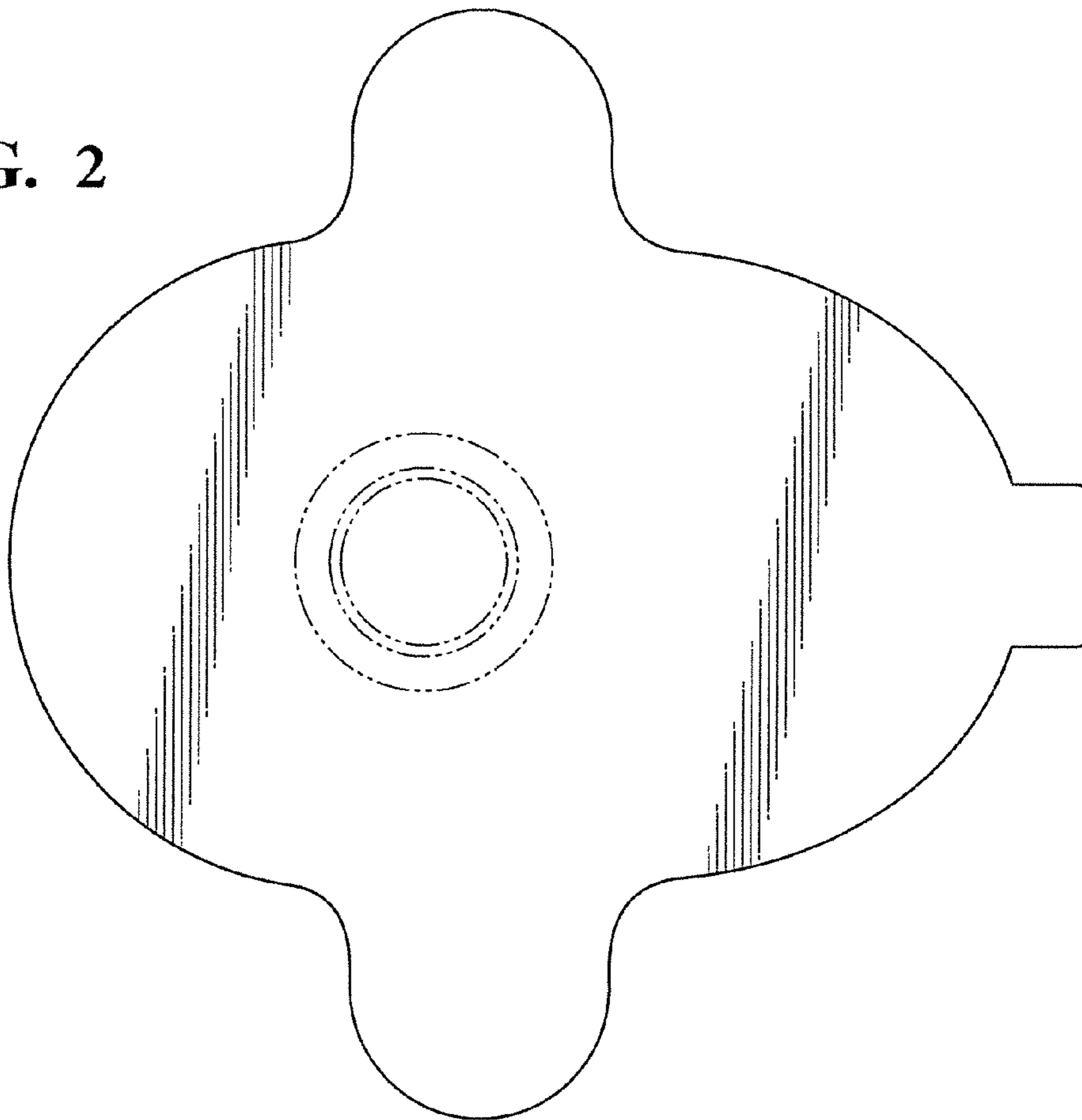


FIG. 3

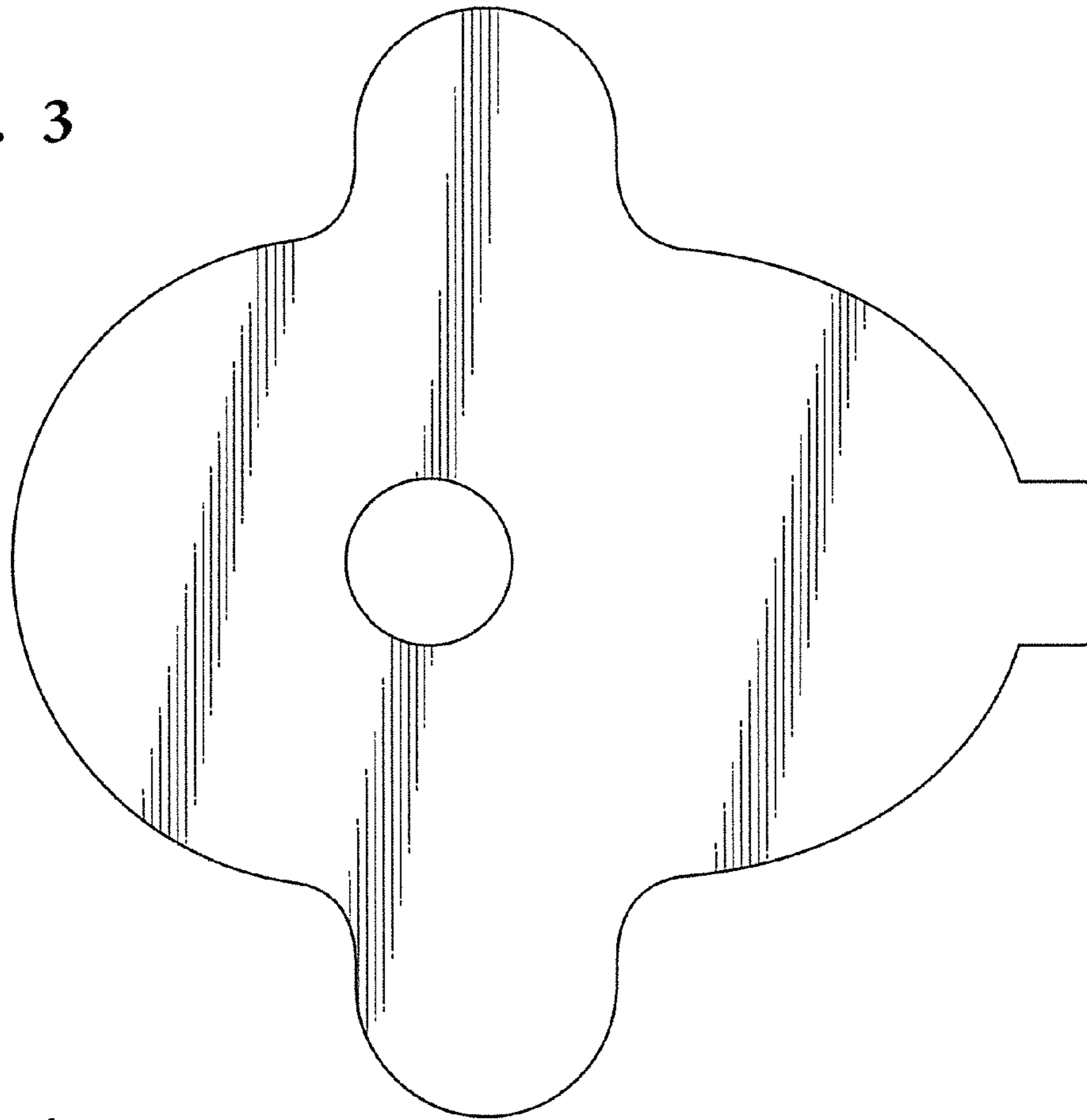


FIG. 4




FIG. 5




FIG. 6

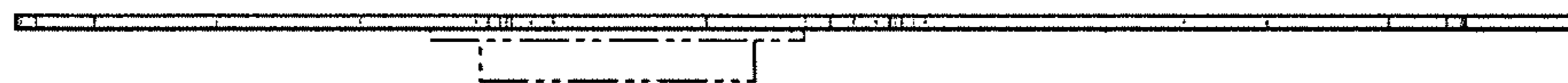


FIG. 7

