



US00D754326S

(12) **United States Design Patent**
Reedy et al.

(10) **Patent No.:** **US D754,326 S**
(45) **Date of Patent:** **** Apr. 19, 2016**

- (54) **TRACHEOSTOMY TIE**
- (71) Applicants: **Kathryn Traci Reedy**, Rochester Hills, MI (US); **Catherine Faith Carroll**, Rochester Hills, MI (US)
- (72) Inventors: **Kathryn Traci Reedy**, Rochester Hills, MI (US); **Catherine Faith Carroll**, Rochester Hills, MI (US)
- (**) Term: **14 Years**
- (21) Appl. No.: **29/489,752**
- (22) Filed: **May 2, 2014**
- (51) **LOC (10) Cl.** **29-02**
- (52) **U.S. Cl.**
USPC **D24/110**
- (58) **Field of Classification Search**
USPC D24/110, 110.4, 110.5, 127, 128
CPC A61M 16/0465; A61M 16/0488;
A61M 2025/0213; A61M 25/02; A61M
2025/0266
See application file for complete search history.

D536,442	S *	2/2007	Berg	D24/110.1
D568,987	S *	5/2008	Adams	D24/110.4
D591,854	S *	5/2009	Brookshire	D24/110
D595,416	S *	6/2009	Kovacs et al.	D24/189
D645,138	S *	9/2011	Leckie	D24/110
2002/0139372	A1 *	10/2002	Shikani	128/207.17
2004/0060565	A1 *	4/2004	Kron	128/207.17
2005/0144761	A1	7/2005	Hatcher	24/3.4
2005/0161047	A1 *	7/2005	Briggs, III	128/207.14
2005/0188993	A1 *	9/2005	Steeves et al.	128/207.17
2006/0060201	A1 *	3/2006	Beagle et al.	128/207.14
2009/0014010	A1 *	1/2009	Leckie	128/207.17
2010/0006104	A1 *	1/2010	Leckie	128/207.17
2013/0174844	A1 *	7/2013	Doll et al.	128/204.18
2013/0213405	A1 *	8/2013	Dillworth	128/207.17
2013/0255693	A1 *	10/2013	Depel	128/207.17
2013/0274638	A1 *	10/2013	Jennings et al.	601/10
2014/0196722	A1 *	7/2014	Sethiya et al.	128/207.17

* cited by examiner

Primary Examiner — Deanna L Pratt

Assistant Examiner — Lilyana Bekic

(74) *Attorney, Agent, or Firm* — Harness, Dickey & Pierce, P.L.C.

(57) **CLAIM**

The ornamental design for a tracheostomy tie, as shown and described.

DESCRIPTION

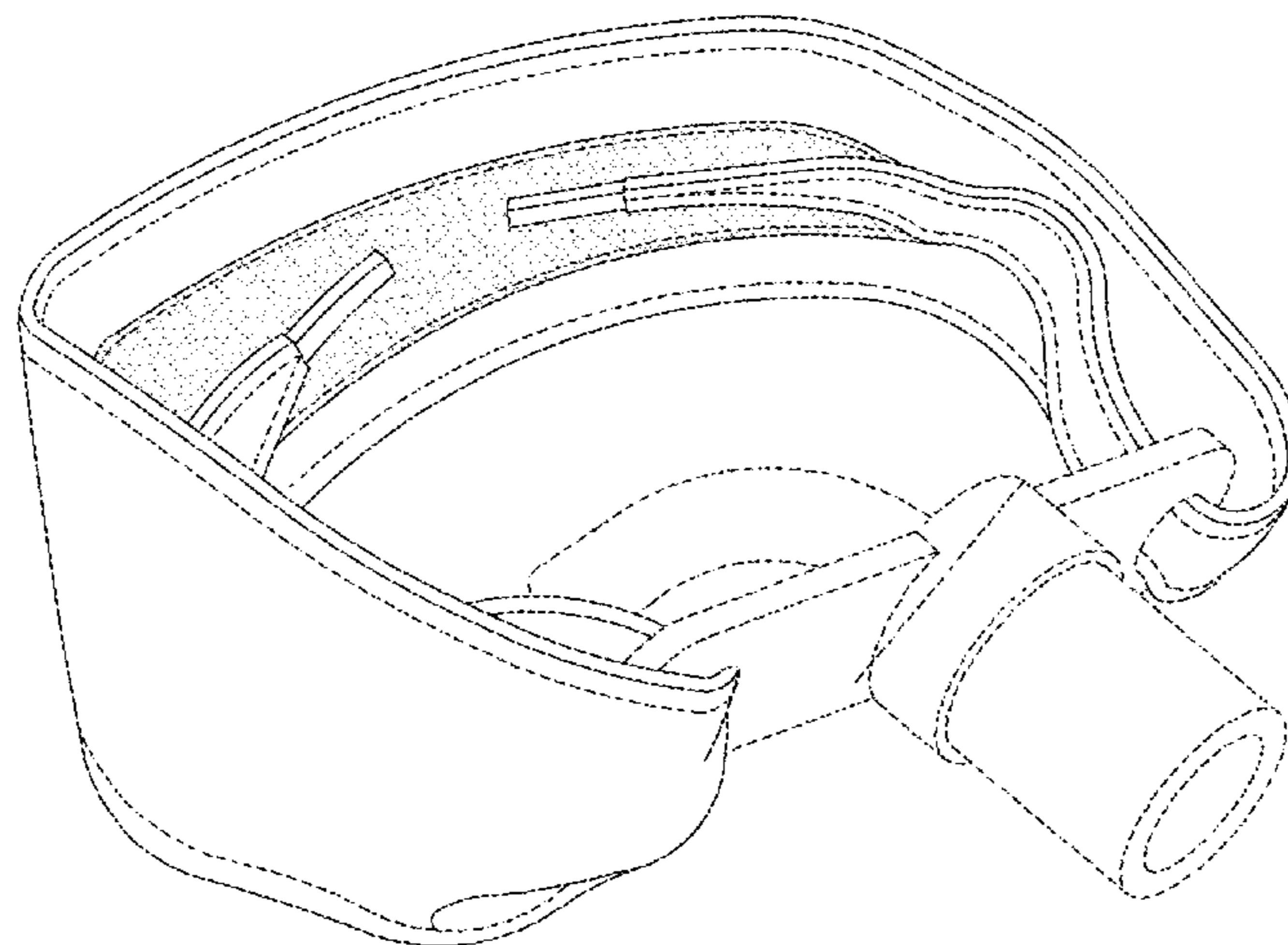
FIG. 1 is a front perspective view of an ornamental design for a tracheostomy tie shown in a position of use;
 FIG. 2 is a front view of the tracheostomy tie;
 FIG. 3 is a first side view thereof;
 FIG. 4 is a rear view thereof;
 FIG. 5 is a second side view thereof;
 FIG. 6 is a first end view thereof; and,
 FIG. 7 is an end view thereof.
 The dash lines in FIGS. 2 and 4 symbolize stitching that form part of the claimed design. The broken line showing of the tracheostomy tube illustrates the environment of the claimed design and forms no part thereof.

1 Claim, 2 Drawing Sheets

(56) **References Cited**

U.S. PATENT DOCUMENTS

4,485,822	A *	12/1984	O'Connor et al.	600/532
4,530,354	A *	7/1985	Froilan	128/207.17
5,010,884	A *	4/1991	Van Derdoes et al.	...	128/207.17
5,019,050	A *	5/1991	Lynn et al.	604/179
5,056,515	A *	10/1991	Abel	128/207.15
5,237,988	A *	8/1993	McNeese	128/207.17
5,368,023	A *	11/1994	Wolf	128/207.17
5,402,776	A *	4/1995	Islava	128/207.17
5,411,484	A *	5/1995	Shattuck	604/179
5,471,980	A *	12/1995	Varnier	128/207.17
5,485,837	A *	1/1996	Solesbee et al.	128/207.17
5,671,732	A *	9/1997	Bowen	128/207.17
5,782,236	A *	7/1998	Ess	128/207.17
5,797,394	A *	8/1998	Boyd	128/207.17
6,412,117	B1	7/2002	Holmes et al.	2/137
6,612,309	B1 *	9/2003	Ancona	128/207.17



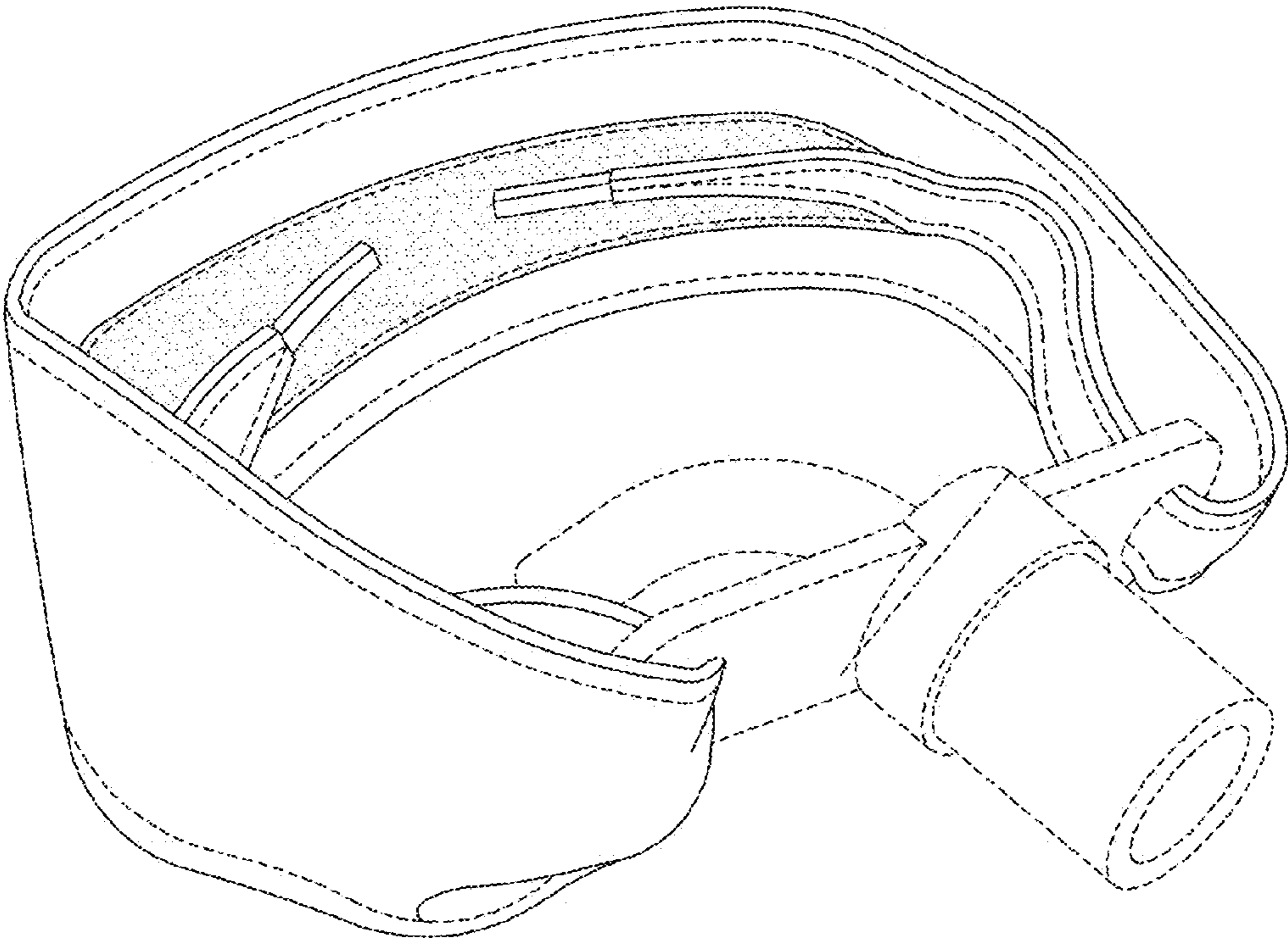


FIG 1

FIG 6 

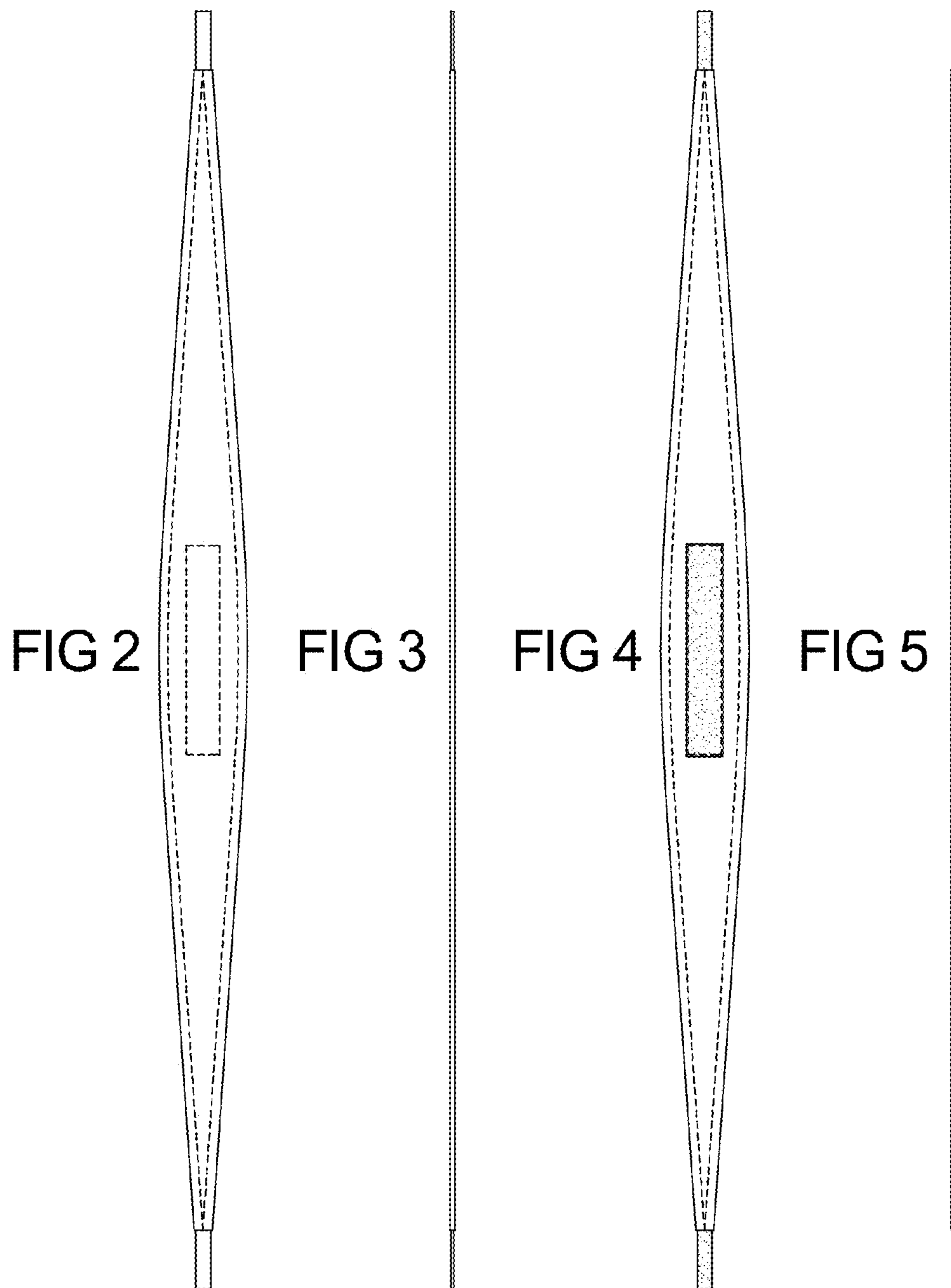


FIG 7 