



US00D754325S

(12) **United States Design Patent**
Ilan et al.

(10) **Patent No.:** **US D754,325 S**
(45) **Date of Patent:** **** Apr. 19, 2016**

(54) **DEVICE OF A CURABLE FLUID
COMPOSITION TO A BODILY ORGAN**

(71) Applicant: **Omrix Biopharmaceuticals Ltd.**,
Rehovot (IL)

(72) Inventors: **Erez Ilan**, Kibbutz Netzer Sereni (IL);
Yotam Gurman, Kibbutz Or Haner (IL);
Moti Meron, Herzliah (IL)

(73) Assignee: **Omrix Biopharmaceuticals Ltd.**,
Rehovot (IL)

(**) Term: **14 Years**

(21) Appl. No.: **29/457,034**

(22) Filed: **Jun. 6, 2013**

(51) **LOC (10) Cl.** **24-01**

(52) **U.S. Cl.**
USPC **D24/108**

(58) **Field of Classification Search**
USPC D24/107-108, 127, 145-147, 189;
600/581, 582, 37, 563; 606/213-214,
606/217, 222; 604/11-15, 27, 31-35,
604/39-41, 901, 905; 623/2.1-2.42, 3.1
CPC A61B 17/00491; A61B 17/0057;
A61B 2017/1107; A61B 2017/005; A61B
17/00

See application file for complete search history.

(56) **References Cited**

U.S. PATENT DOCUMENTS

5,456,249	A *	10/1995	Kirk	A61M 16/0078 128/205.13
5,792,835	A	8/1998	Tse et al.		
6,121,232	A	9/2000	Nur et al.		
6,159,195	A *	12/2000	Ha	A61M 25/0068 604/103.04
6,790,196	B2 *	9/2004	Kokate	A61B 17/22 604/101.03
7,125,569	B2	10/2006	Nur et al.		

8,512,740	B2	8/2013	Delmotte
2003/0013989	A1	1/2003	Obermiller et al.
2005/0004158	A1	1/2005	Iyer et al.
2005/0118156	A1	6/2005	Woolverton
2006/0085031	A1	4/2006	Bettuchi
2007/0088445	A1	4/2007	Patel et al.
2008/0004657	A1	1/2008	Obermiller et al.
2008/0015481	A1	1/2008	Bergin et al.
2008/0027477	A1	1/2008	Obermiller et al.
2008/0071310	A1	3/2008	Hoffman et al.

(Continued)

FOREIGN PATENT DOCUMENTS

EP	2186485	5/2010
WO	WO 93/05822	4/1993

(Continued)

OTHER PUBLICATIONS

Vilela et al. "What Is Important For Continent Catheterizable Stomas: Angulations or Extension?" Int Braz J Urol. 2007; vol. 33(2): 254-263.

(Continued)

Primary Examiner — Wan Laymon
Assistant Examiner — Mark Booker

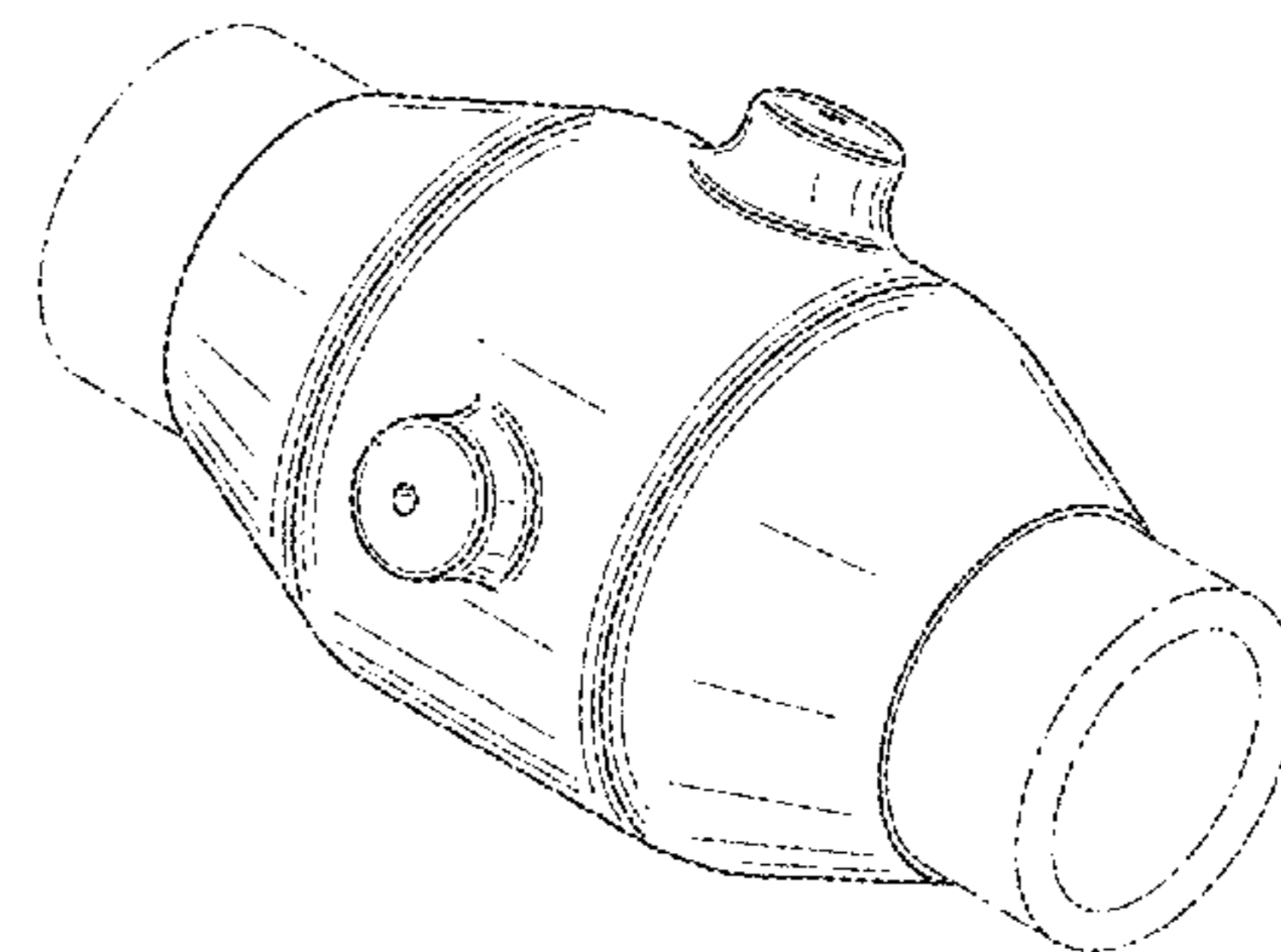
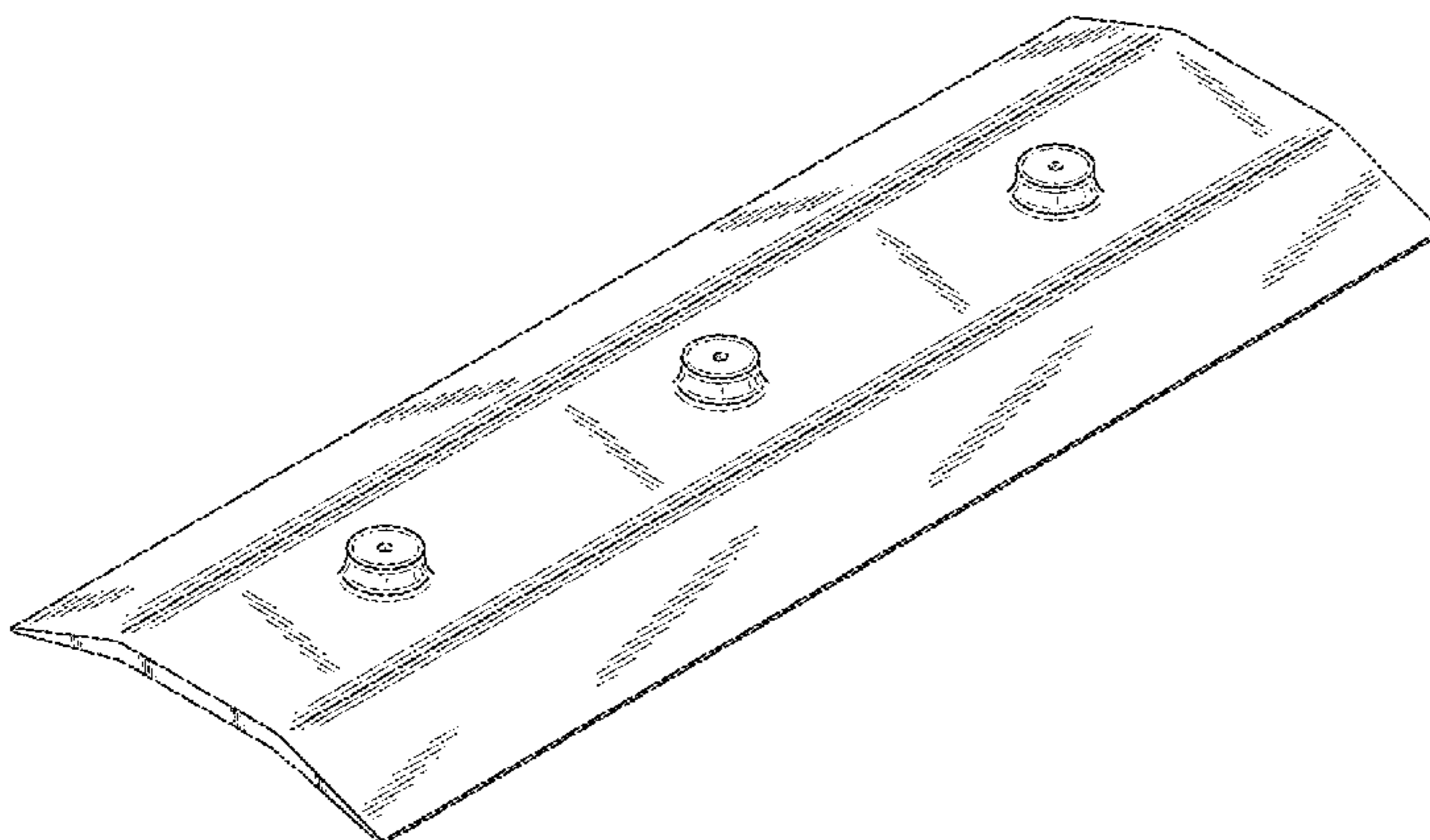
(57) **CLAIM**

The ornamental design for a device of a curable fluid composition to a bodily organ, as shown and described.

DESCRIPTION

FIG. 1 is a perspective view of a device of a curable fluid composition to a bodily organ showing our new design; FIG. 2 is a top view thereof; FIG. 3 is a side view thereof; FIG. 4 is a bottom view thereof; FIG. 5 is a front view thereof; and, FIG. 6 is a perspective view shown of an enwrapped condition.

1 Claim, 3 Drawing Sheets



(56)

References Cited

U.S. PATENT DOCUMENTS

2008/0114385 A1 5/2008 Byrum et al.
2008/0267940 A1 10/2008 Mohammed et al.
2009/0326577 A1 12/2009 Johnson et al.
2010/0030246 A1 2/2010 Pavenik et al.
2010/0284998 A1 11/2010 Smith et al.
2011/0087270 A1 4/2011 Penner et al.
2011/0196420 A1 8/2011 Ebner
2011/0238097 A1 9/2011 Bettuchi
2011/0313406 A1 12/2011 Fortier et al.
2012/0116300 A1 5/2012 Banks, Jr. et al.
2013/0006301 A1 1/2013 Sargeant et al.
2013/0204277 A1 8/2013 Fabry
2014/0088642 A1* 3/2014 Ilan A61B 17/00491
606/214
2014/0188141 A1 7/2014 Ilan et al.

FOREIGN PATENT DOCUMENTS

WO WO 98/33533 8/1998
WO WO 02/095019 11/2002

OTHER PUBLICATIONS

International Preliminary Report on Patentability re: PCT/IL2013/
000060 dated Jan. 27, 2015.

International Search Report re: PCT/IL2013/000060 dated Dec. 2,
2013.

* cited by examiner

FIG. 1

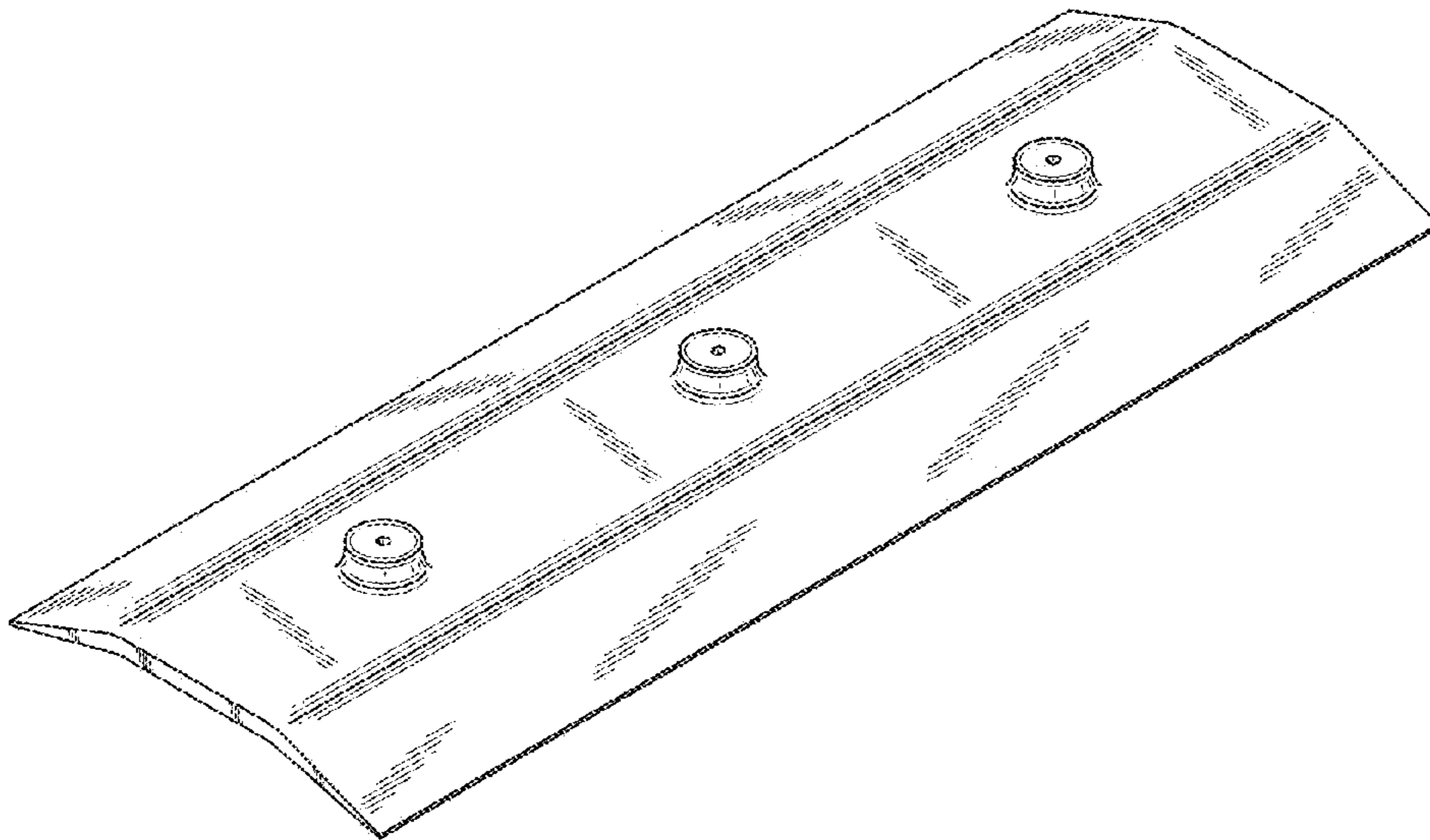


FIG. 2

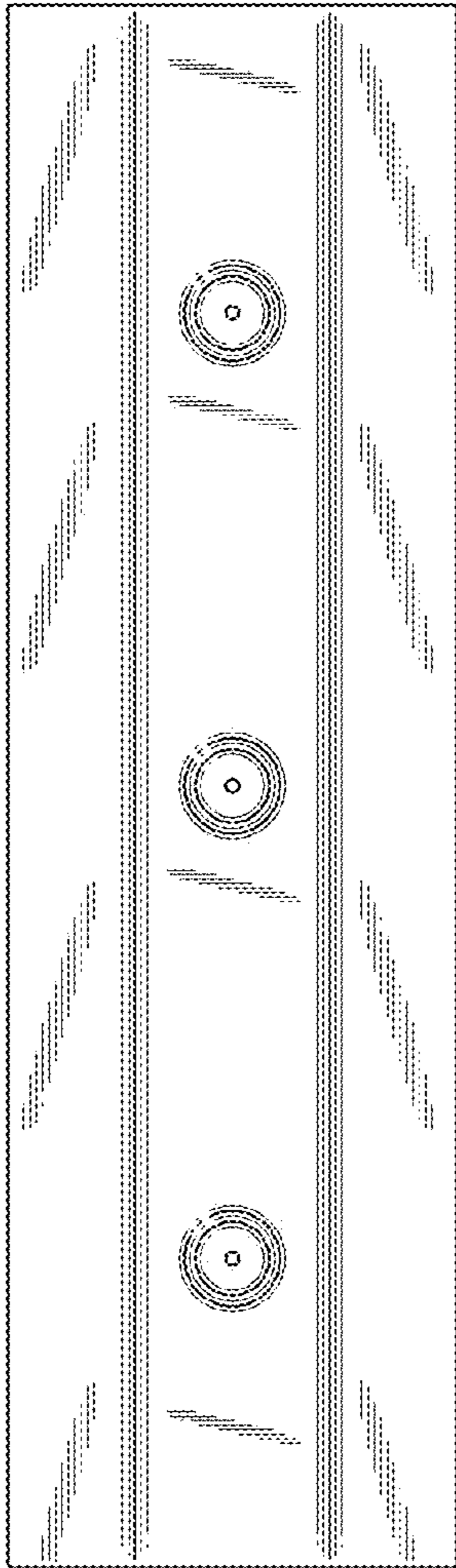


FIG. 3

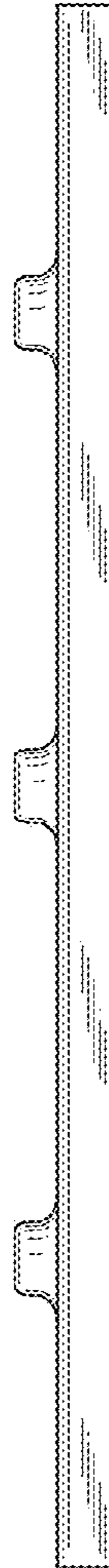


FIG. 4

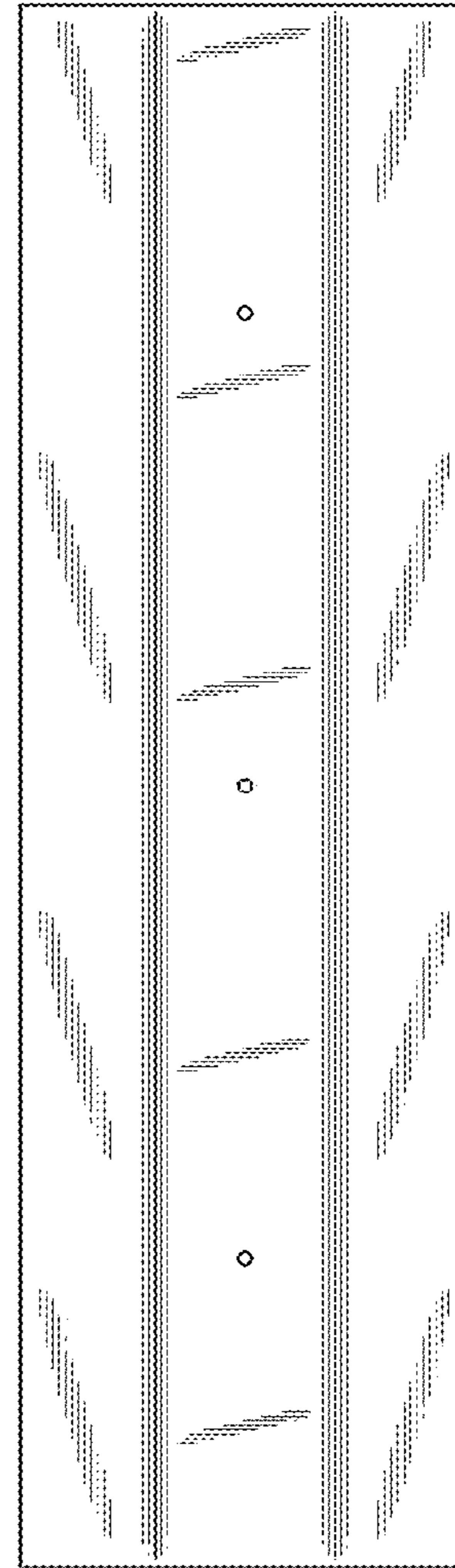


FIG. 5

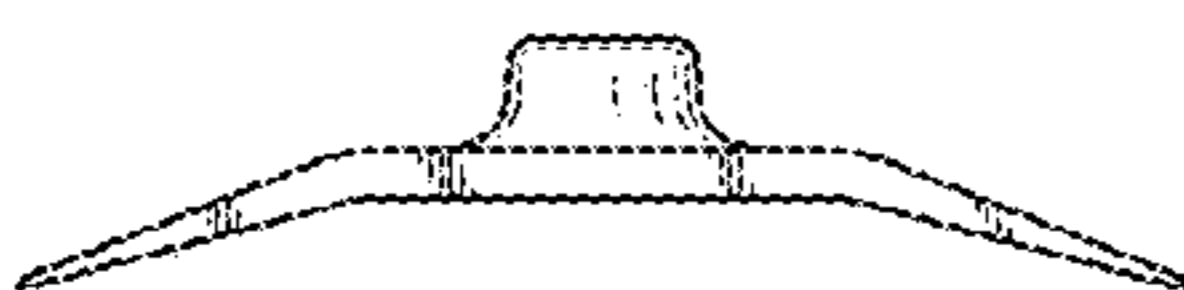


FIG. 6

