



US00D754309S

(12) **United States Design Patent**
Yang

(10) **Patent No.:** **US D754,309 S**

(45) **Date of Patent:** **** Apr. 19, 2016**

(54) **PATIO HEATER**

(71) Applicant: **Hui-Feng Yang**, Taichung (TW)

(72) Inventor: **Hui-Feng Yang**, Taichung (TW)

(**) Term: **14 Years**

(21) Appl. No.: **29/514,851**

(22) Filed: **Jan. 16, 2015**

(51) **LOC (10) Cl.** **23-03**

(52) **U.S. Cl.**
USPC **D23/317**

(58) **Field of Classification Search**
USPC D23/332, 328, 323, 336, 339, 342, 386,
D23/338, 314, 317; 126/92 AC, 85 R
CPC F24C 7/105; F24C 1/10; F24C 3/04;
F24C 7/065; F23D 14/12; F24H 3/00
See application file for complete search history.

(56) **References Cited**

U.S. PATENT DOCUMENTS

D654,577 S *	2/2012	Smith	D23/314
D686,714 S *	7/2013	Smith	D23/317
D686,715 S *	7/2013	Smith	D23/317
D686,716 S *	7/2013	Smith	D23/317
8,677,988 B2 *	3/2014	Jin	F24C 3/14 126/91 R

D727,484 S *	4/2015	Yang	D23/317
2006/0198084 A1 *	9/2006	Hall, Jr.	H05B 3/008 361/600
2008/0152329 A1 *	6/2008	Saunders	F24C 3/04 392/407
2009/0308382 A1 *	12/2009	Jin	F24C 3/14 126/92 AC

* cited by examiner

Primary Examiner — T. Chase Nelson

Assistant Examiner — Ania Aman

(74) *Attorney, Agent, or Firm* — Egbert Law Offices, PLLC

(57) **CLAIM**

The ornamental design for a patio heater, as shown and described.

DESCRIPTION

FIG. 1 is an upper perspective view of a patio heater showing my new design.

FIG. 2 is a front elevation view thereof;

FIG. 3 is rear elevation view thereof;

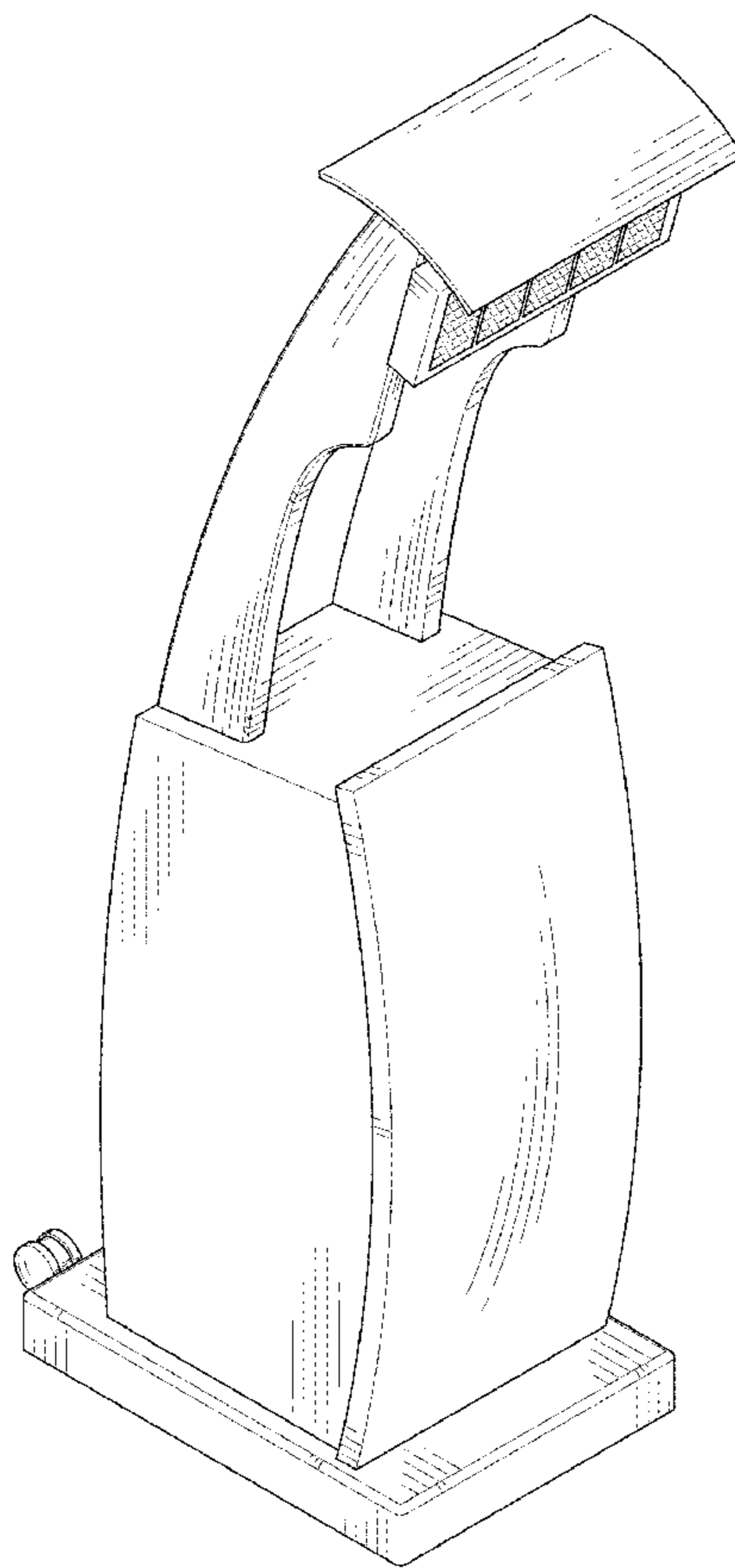
FIG. 4 is a side elevation view thereof;

FIG. 5 is an opposite side elevation view thereof;

FIG. 6 is a top plan view thereof; and,

FIG. 7 is a bottom plan view thereof.

1 Claim, 7 Drawing Sheets



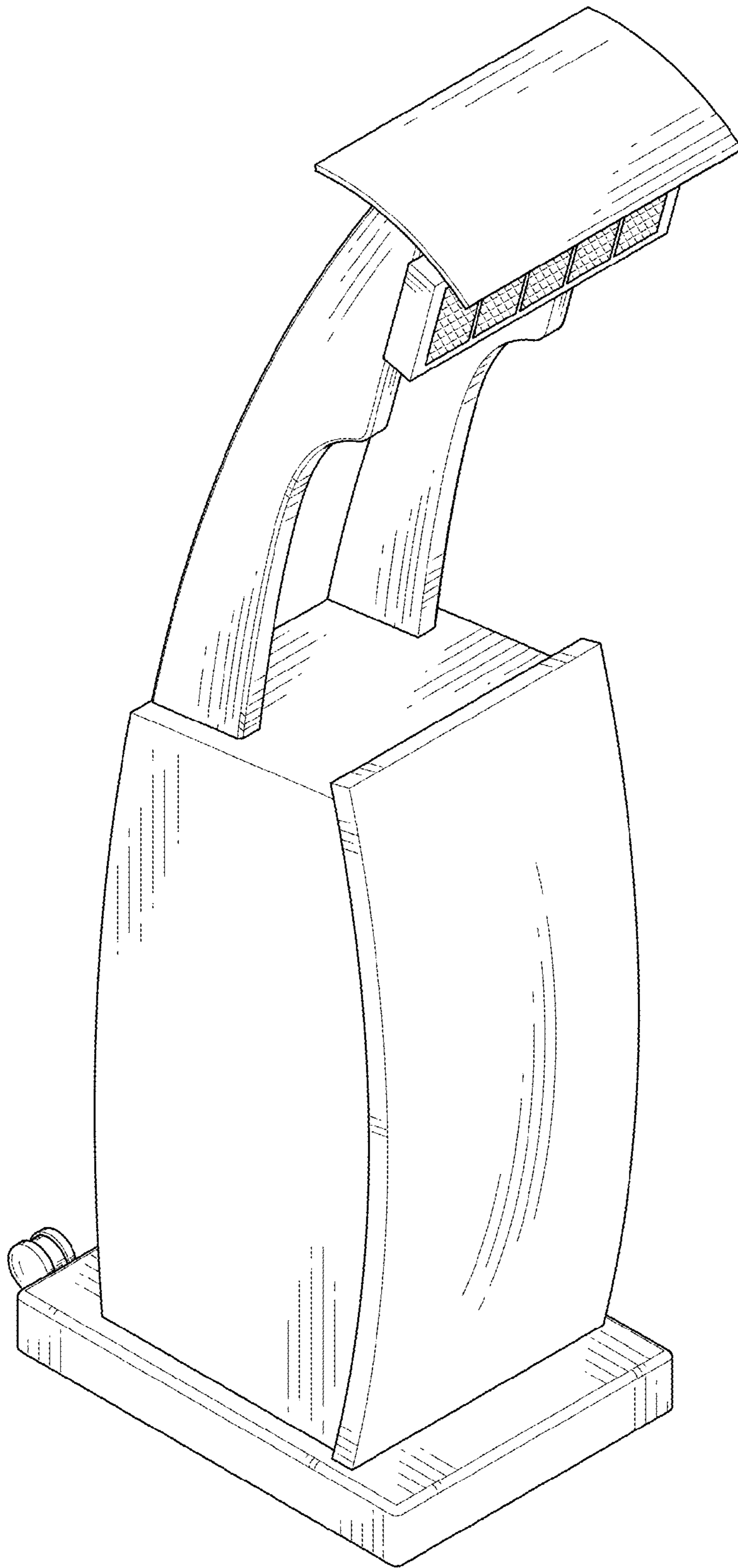


FIG.1

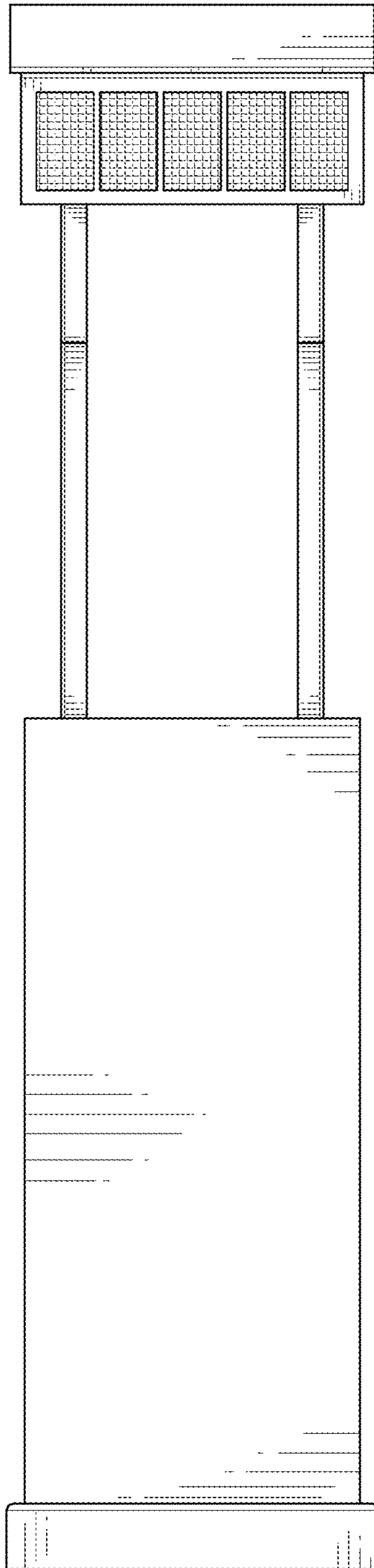


FIG. 2

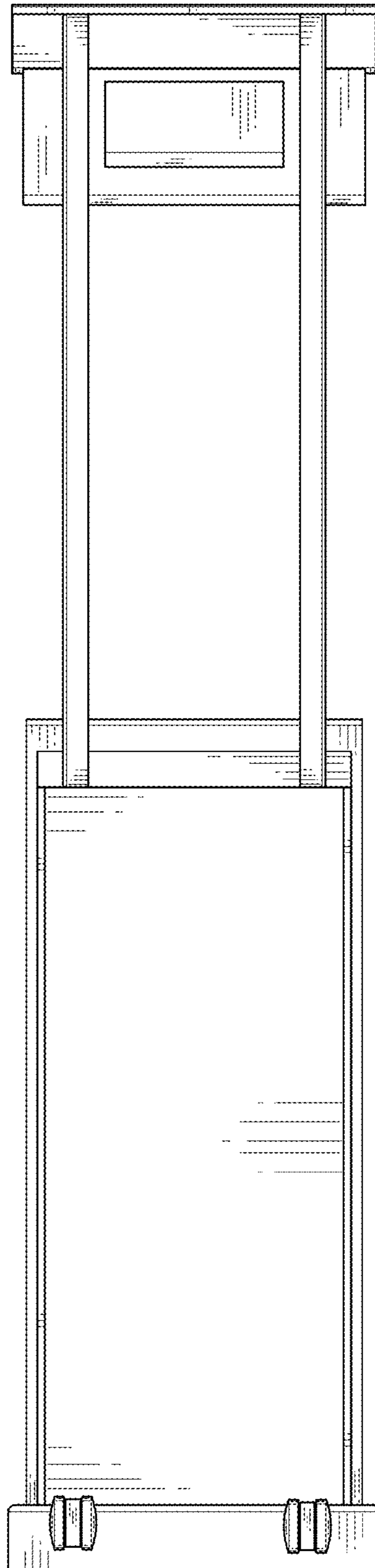


FIG.3

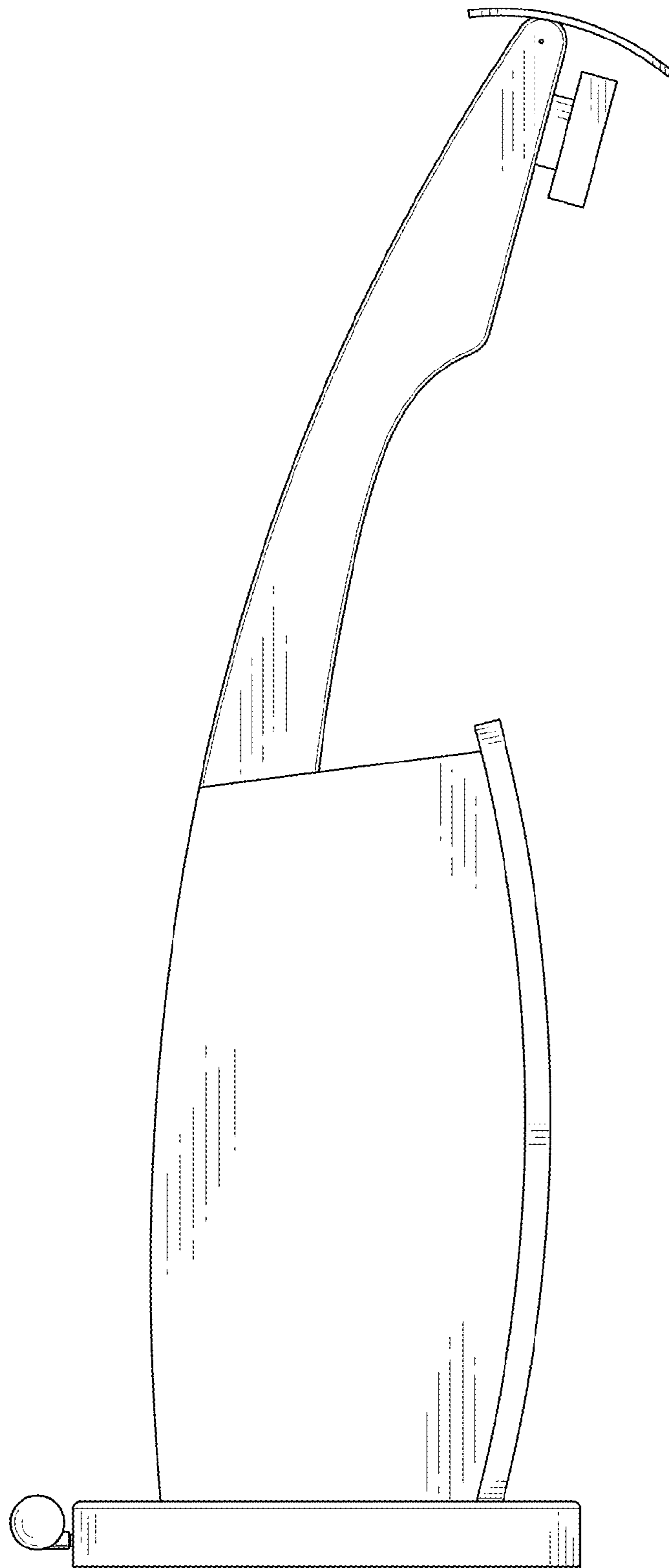


FIG. 4

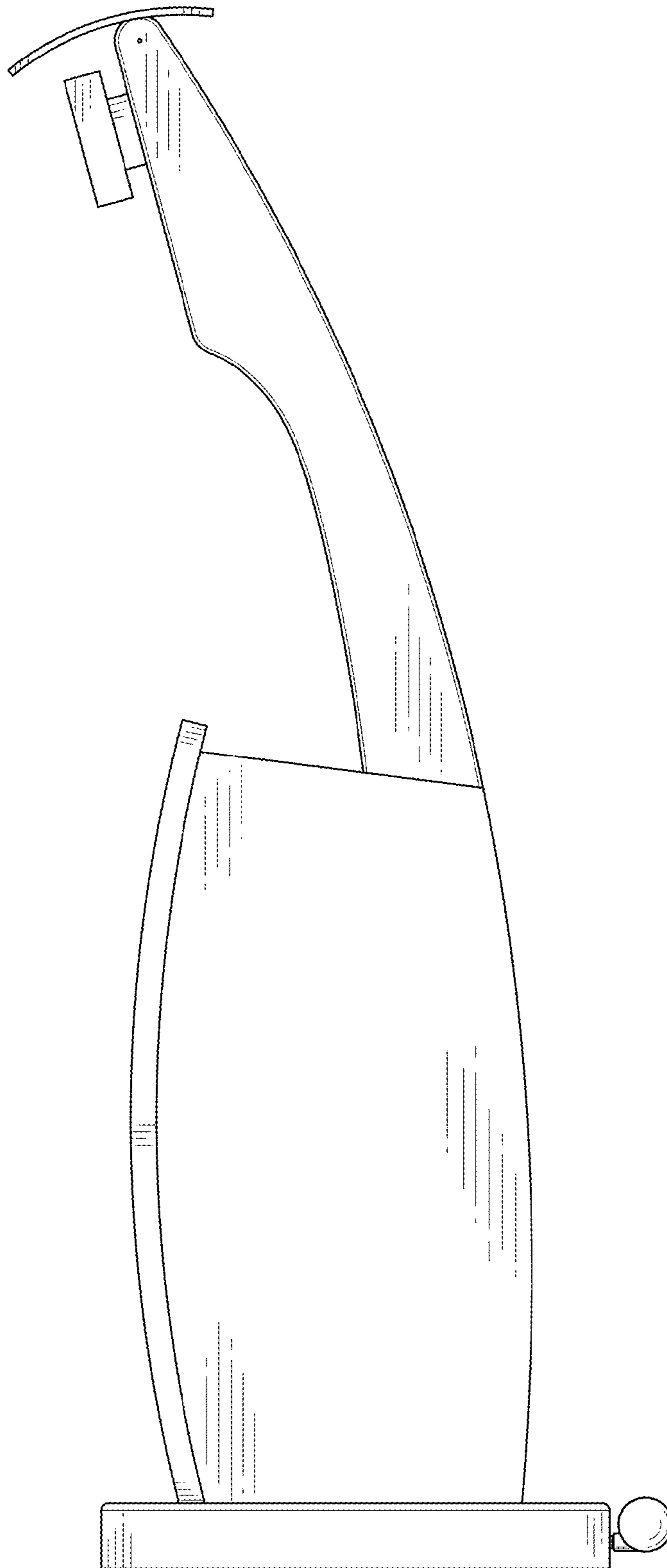


FIG.5




FIG.6




FIG. 7