



US00D754304S

(12) **United States Design Patent**  
**Morris et al.**

(10) **Patent No.:** **US D754,304 S**  
(45) **Date of Patent:** **\*\* Apr. 19, 2016**

(54) **FILTER CAP**

- (71) Applicant: **Caterpillar Inc.**, Peoria, IL (US)
- (72) Inventors: **Bryant Morris**, Peoria, IL (US); **Jeffrey Ries**, Peoria, IL (US); **Darrell Morehouse**, Peoria, IL (US); **Brian Sutton**, Peoria, IL (US)
- (73) Assignee: **Caterpillar Inc.**, Peoria, IL (US)
- (\*\*) Term: **14 Years**

- (21) Appl. No.: **29/515,706**
- (22) Filed: **Jan. 26, 2015**
- (51) **LOC (10) Cl.** ..... **23-01**
- (52) **U.S. Cl.**  
USPC ..... **D23/260**
- (58) **Field of Classification Search**  
USPC ..... D23/209, 233, 235, 238, 249, 253, 254,  
D23/257, 259–269, 303, 304, 308; D9/435;  
D12/197  
CPC ..... B01D 29/13; B01D 29/19; B01D 35/04;  
B01D 36/006; B01D 2201/295; B01D  
2201/304; F02M 37/221  
See application file for complete search history.

(56) **References Cited**

**U.S. PATENT DOCUMENTS**

- 4,136,035 A \* 1/1979 Bogomolov ..... B01D 29/19  
209/325
- D319,295 S \* 8/1991 Ohaus ..... D23/261
- D370,489 S \* 6/1996 Taggett ..... D15/17
- D394,697 S \* 5/1998 Liang ..... D23/209
- 5,750,024 A 5/1998 Spearman
- 5,770,065 A \* 6/1998 Popoff ..... B01D 27/07  
210/232
- 6,082,230 A \* 7/2000 Steinweg ..... B25B 13/02  
81/124.2

(Continued)

**FOREIGN PATENT DOCUMENTS**

- FR 2829703 3/2004
- GB 950333 2/1964

(Continued)

**OTHER PUBLICATIONS**

U.S. Appl. No. 14/605,457, filed Jan. 26, 2015.

(Continued)

*Primary Examiner* — George D Kirschbaum

*Assistant Examiner* — Amy Wierenga

(74) *Attorney, Agent, or Firm* — Saidman DesignLaw Group, LLC

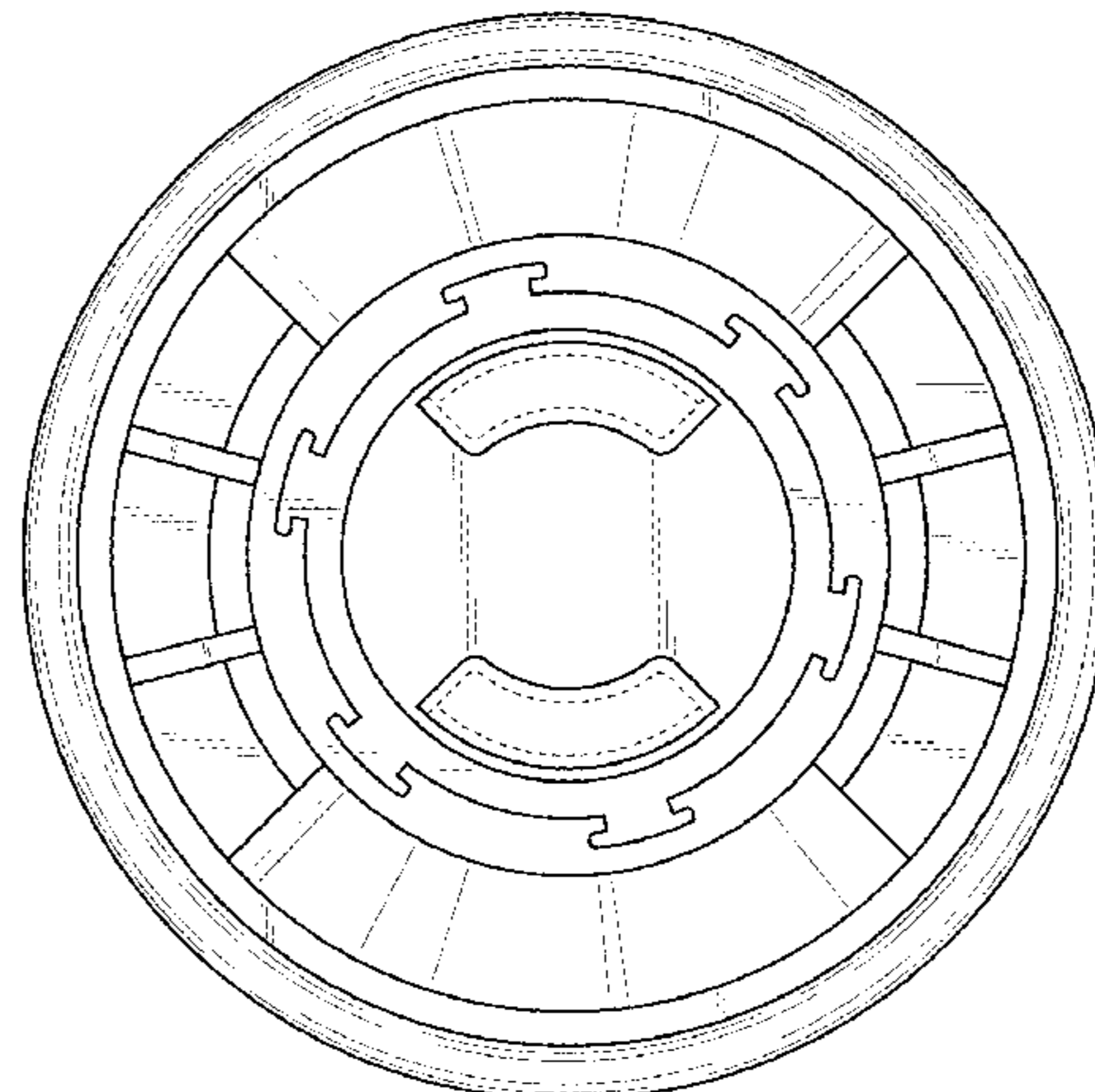
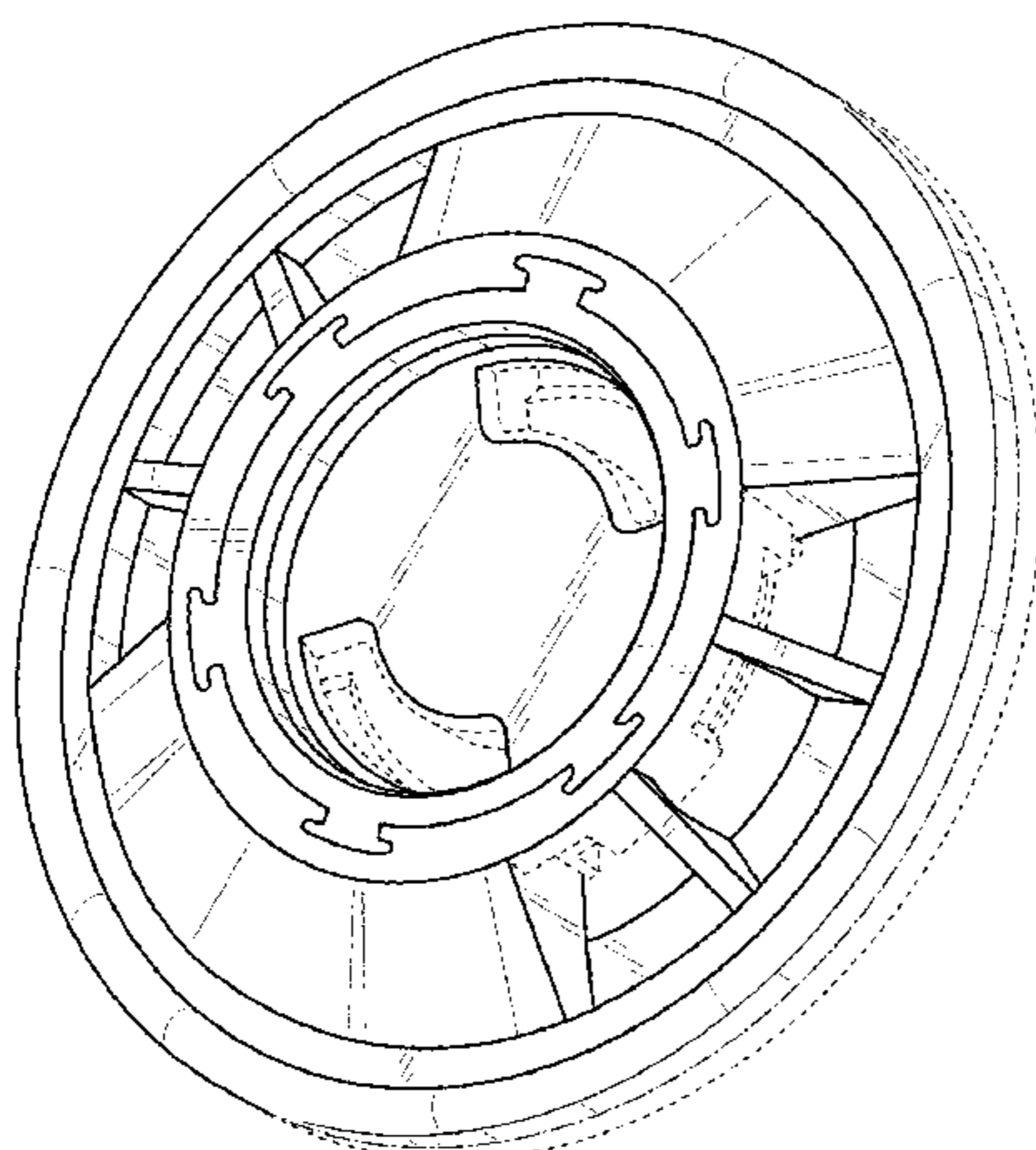
(57) **CLAIM**

The ornamental design for a filter cap, as shown and described.

**DESCRIPTION**

FIG. 1 is a front perspective view of a filter cap showing our new design;  
 FIG. 2 is a front view thereof;  
 FIG. 3 is a rear view thereof;  
 FIG. 4 is a right side view thereof, the left side view being a mirror image;  
 FIG. 5 is a top view thereof;  
 FIG. 6 is a bottom view thereof;  
 FIG. 7 is a front perspective view of a second embodiment thereof;  
 FIG. 8 is a front view thereof;  
 FIG. 9 is a rear view thereof;  
 FIG. 10 is a right side view thereof, the left side view being a mirror image;  
 FIG. 11 is a top view thereof; and,  
 FIG. 12 is a bottom view thereof.  
 The dashed broken lines illustrate structure or features that form no part of the claimed design.  
 The dot-dash broken lines represent boundaries of the claimed design; the dot-dash broken lines themselves form no part of the claimed design.  
 The relatively thin shade lines represent contour, not surface ornamentation.

**1 Claim, 6 Drawing Sheets**



(56)

**References Cited**

U.S. PATENT DOCUMENTS

6,340,035 B2 \* 1/2002 Wright ..... 138/96 R  
 7,178,179 B2 \* 2/2007 Barnes ..... E03C 1/26  
 4/292  
 7,410,575 B1 \* 8/2008 Crawford ..... B01D 27/06  
 210/130  
 7,704,397 B2 \* 4/2010 Meddock ..... B01D 27/10  
 210/338  
 D621,009 S \* 8/2010 Mjelde ..... D23/261  
 8,272,516 B2 \* 9/2012 Salvador ..... B01D 29/21  
 210/167.01  
 D673,244 S \* 12/2012 Magargal ..... D23/260  
 8,419,938 B2 \* 4/2013 Ries ..... B01D 29/15  
 210/236  
 D720,838 S \* 1/2015 Yamagishi ..... D23/261  
 D730,731 S \* 6/2015 Bewley, Jr. .... D9/447  
 D732,145 S \* 6/2015 Yamagishi ..... D23/259  
 D733,843 S \* 7/2015 Yamagishi ..... D23/259  
 D734,861 S \* 7/2015 Johnson ..... D24/201  
 D740,953 S \* 10/2015 Spears ..... D24/201  
 2003/0178354 A1 \* 9/2003 Wall ..... B01D 29/21  
 210/232

2006/0091064 A1 \* 5/2006 Brown ..... B01D 46/527  
 210/450  
 2007/0181481 A1 \* 8/2007 Reynolds ..... B01D 29/21  
 210/304  
 2009/0127198 A1 \* 5/2009 Salvador ..... B01D 29/21  
 210/650  
 2011/0132828 A1 \* 6/2011 Ries ..... B01D 29/15  
 210/232  
 2012/0080372 A1 \* 4/2012 Ries ..... B01D 36/006  
 210/440  
 2014/0102967 A1 4/2014 Blunt et al.  
 2014/0138303 A1 \* 5/2014 Takeda ..... C02F 1/003  
 210/455

FOREIGN PATENT DOCUMENTS

GB 1088029 10/1967  
 WO 2014/059184 A1 4/2014  
 WO 2014/082762 A1 6/2014

OTHER PUBLICATIONS

U.S. Appl. No. 14/605,533, filed Jan. 26, 2015.

\* cited by examiner

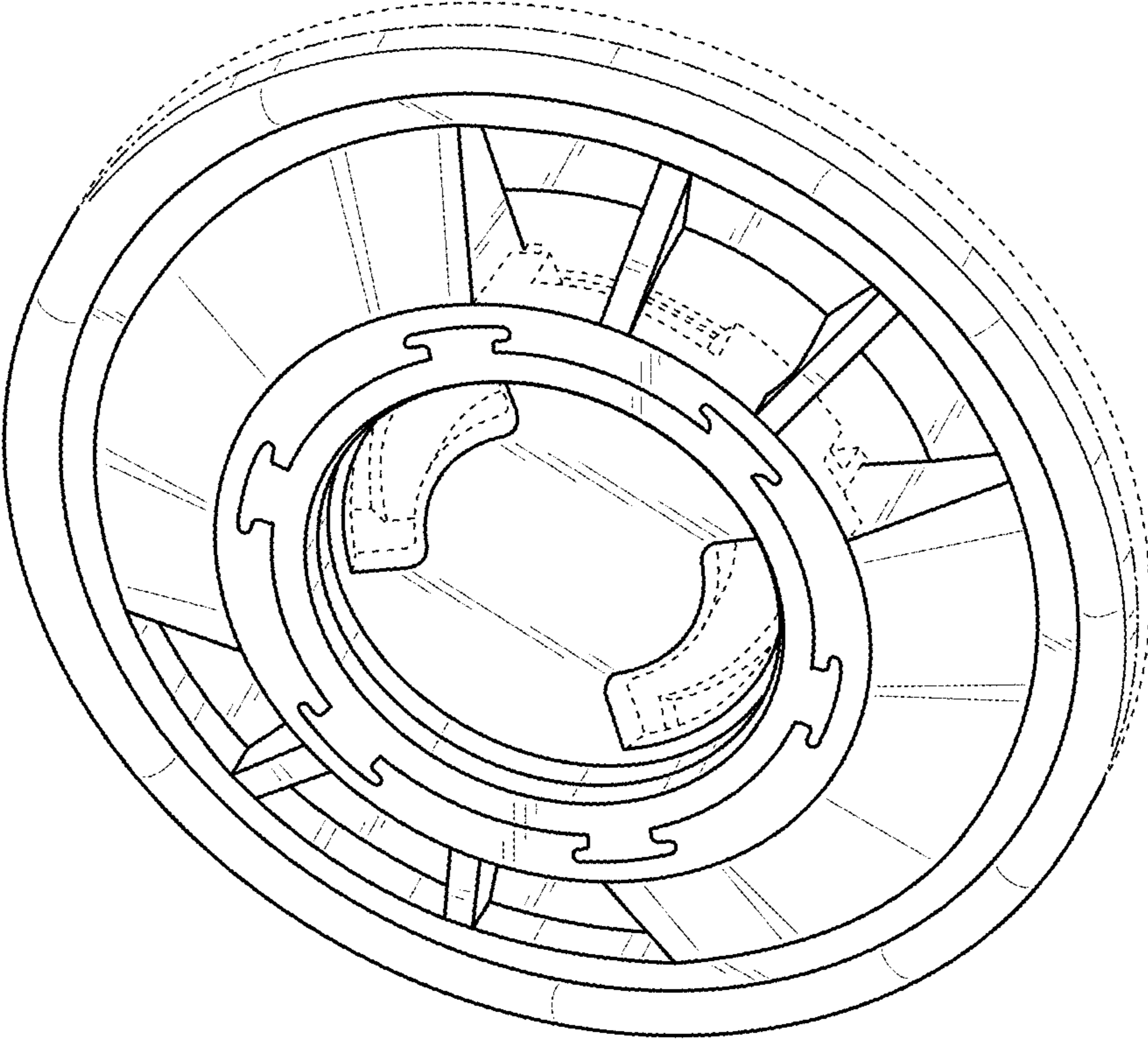


Fig. 1

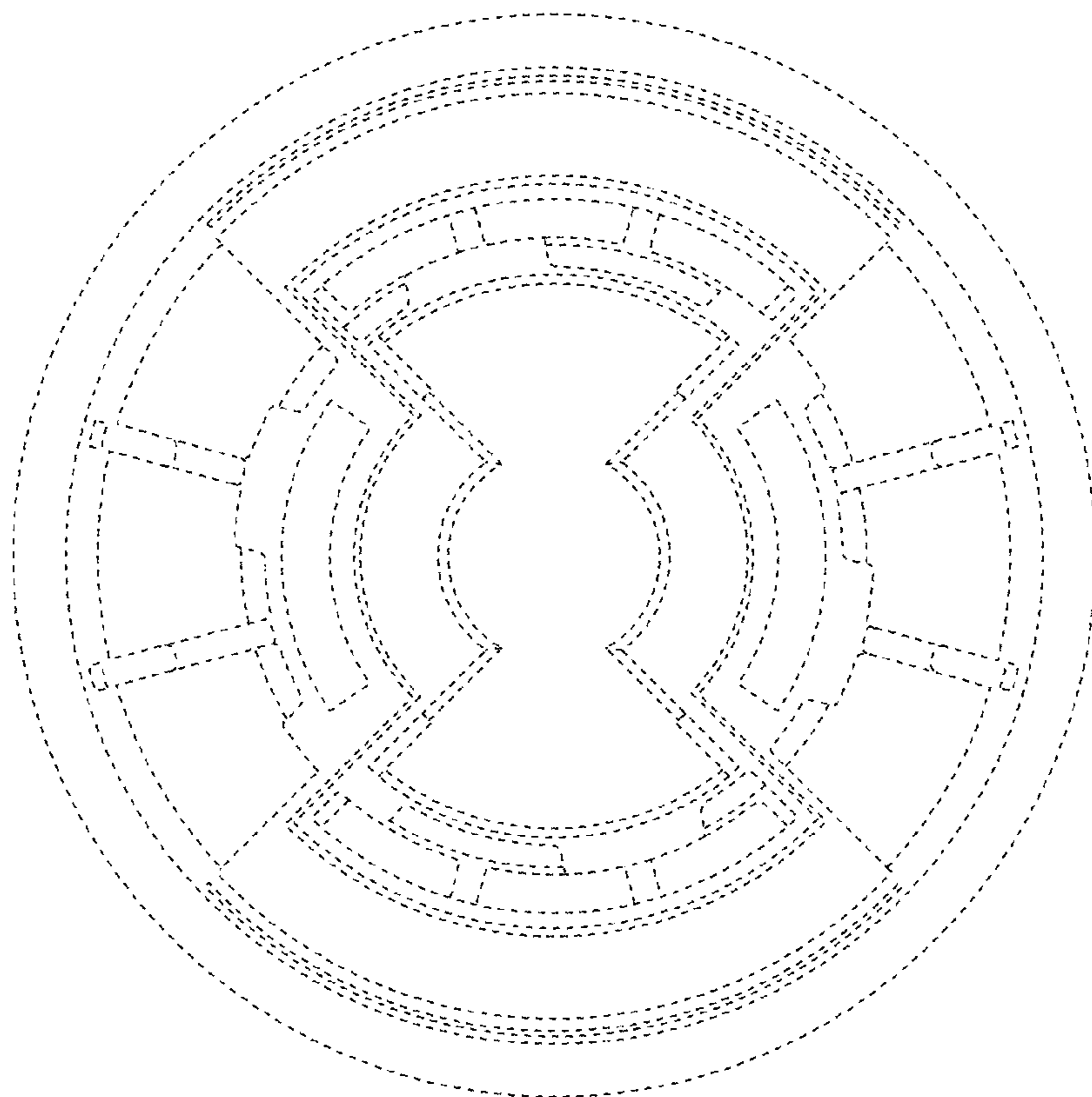


Fig. 3

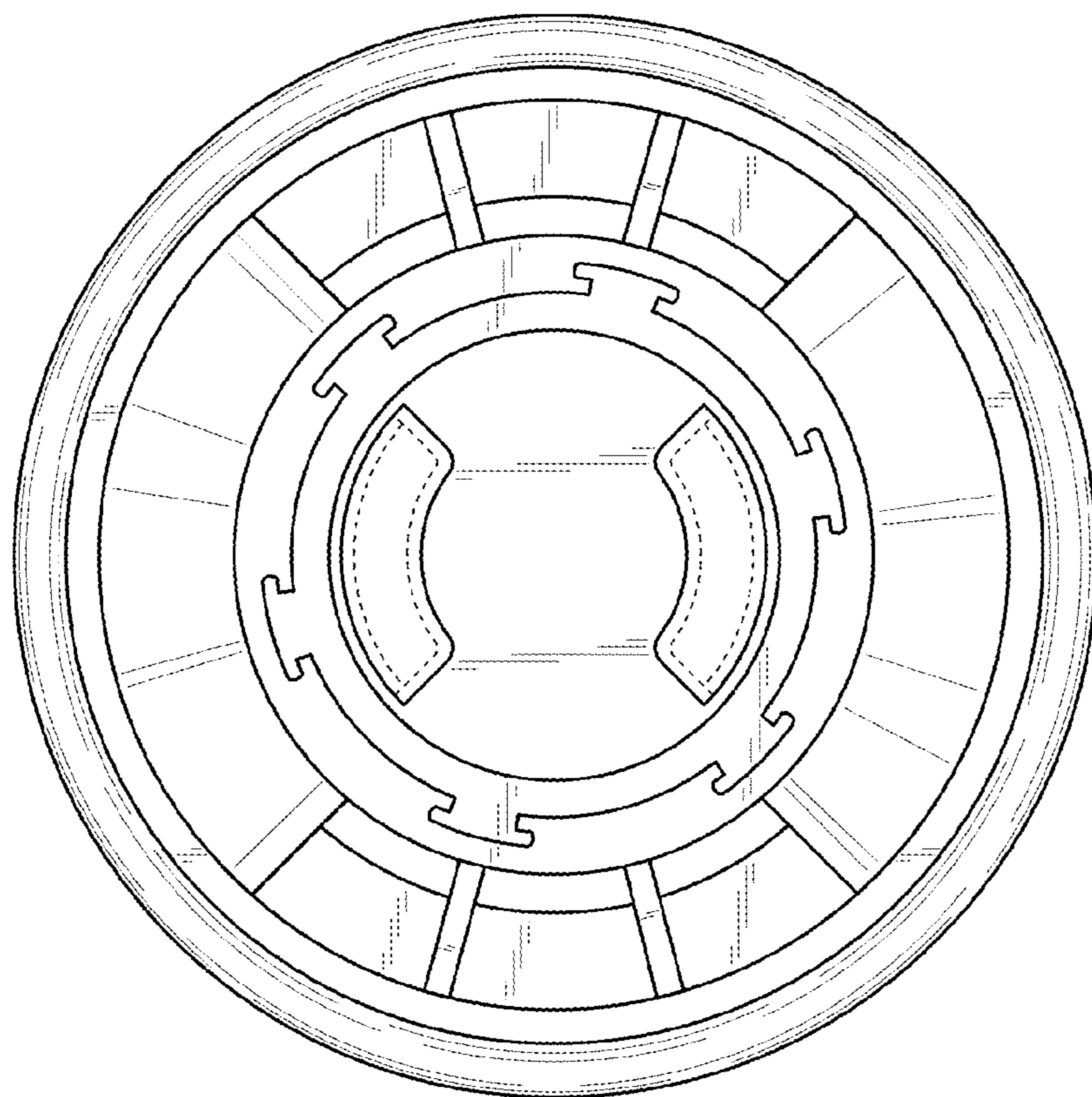


Fig. 2




Fig. 5




Fig. 6

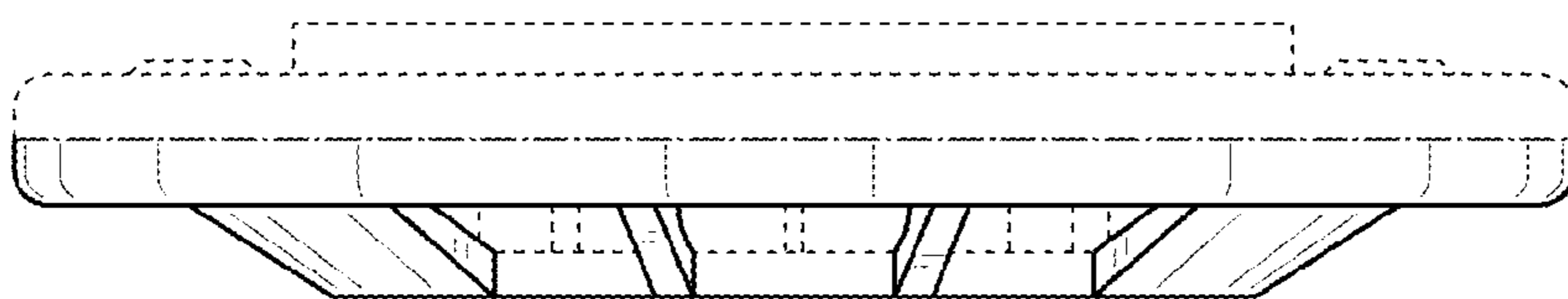


Fig. 4

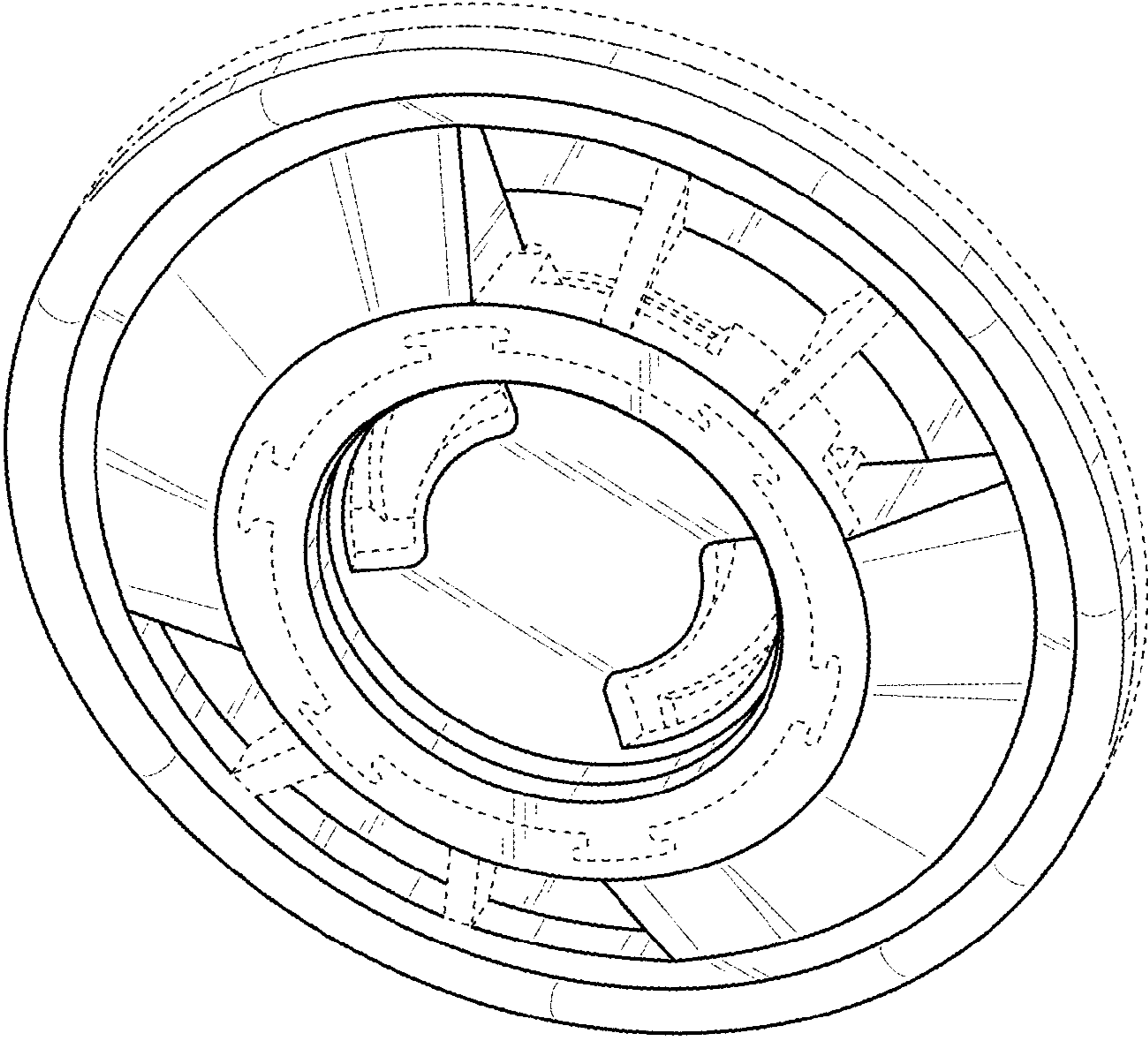


Fig. 7

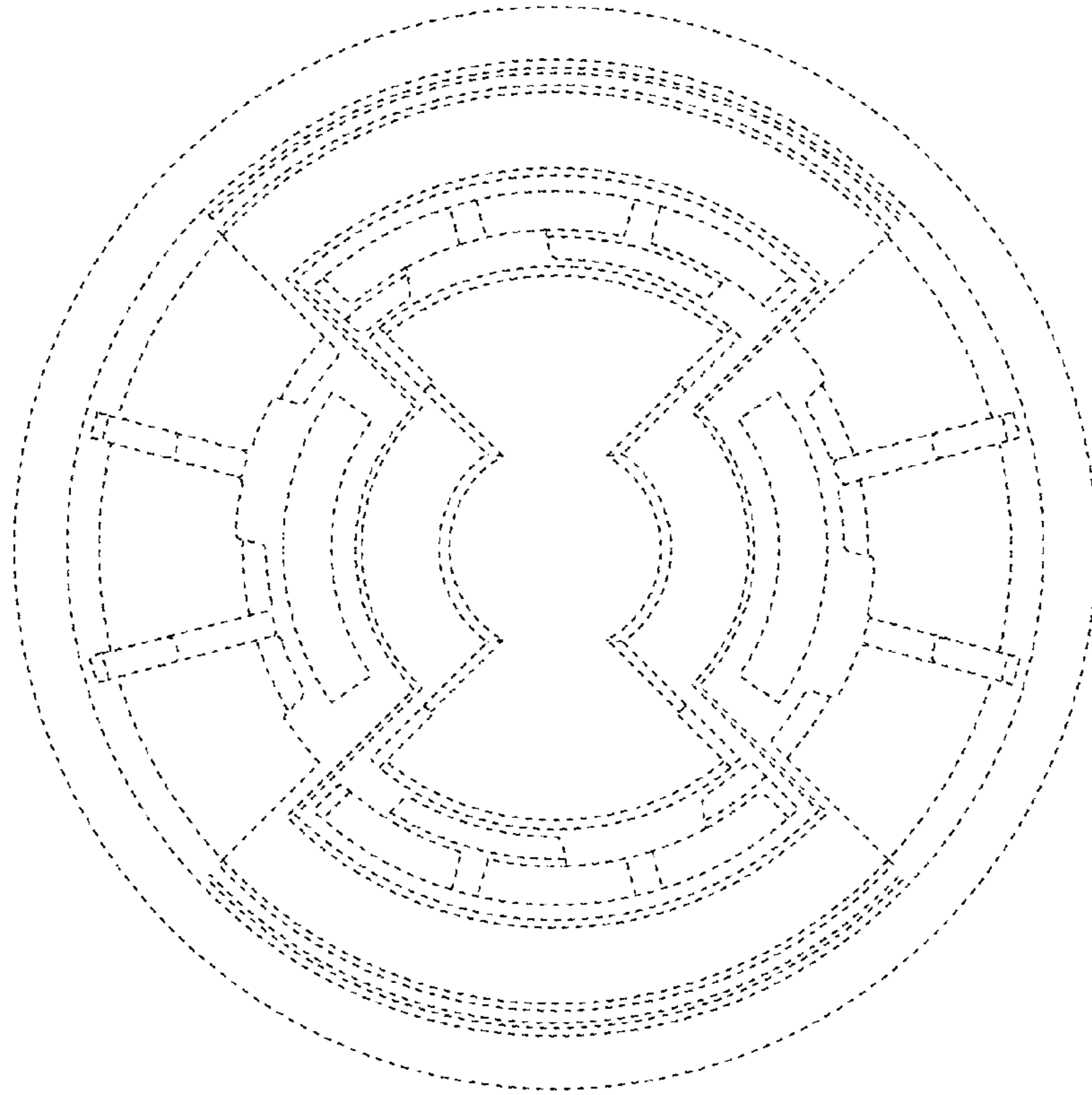


Fig. 9

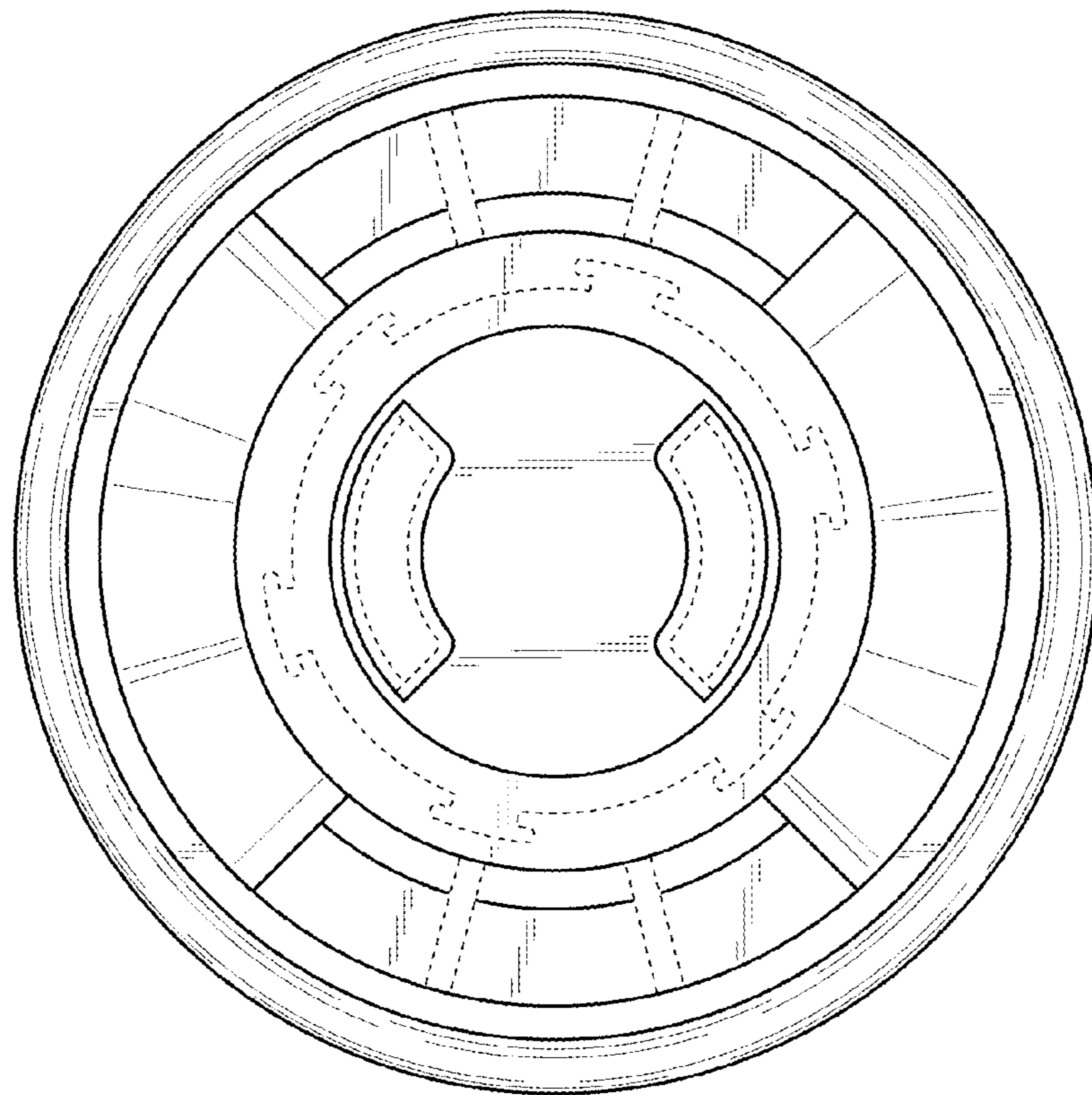
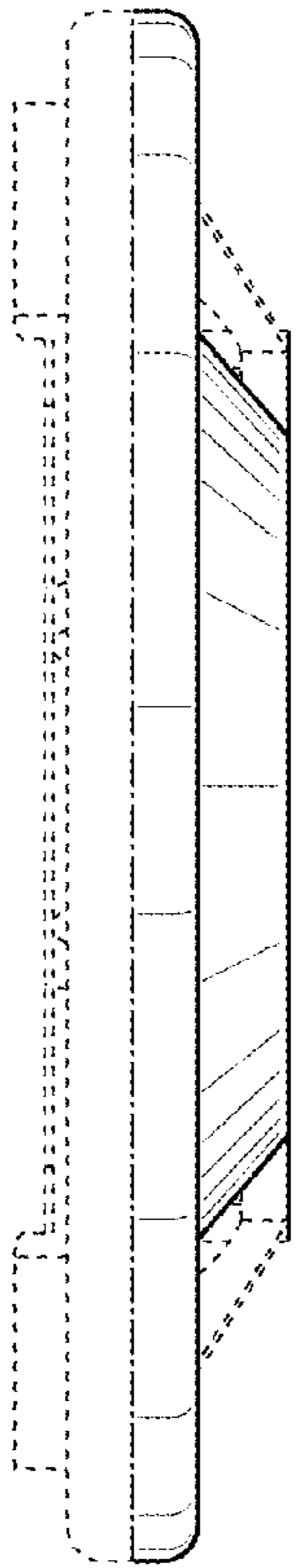
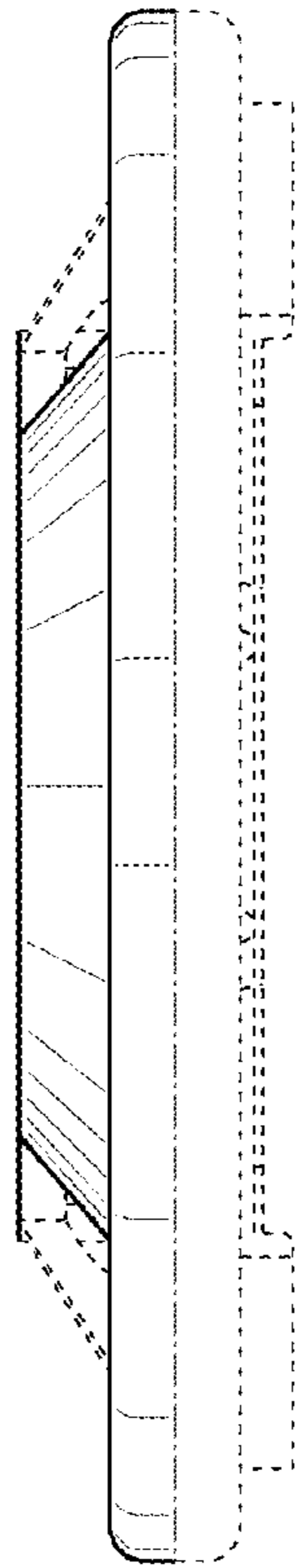


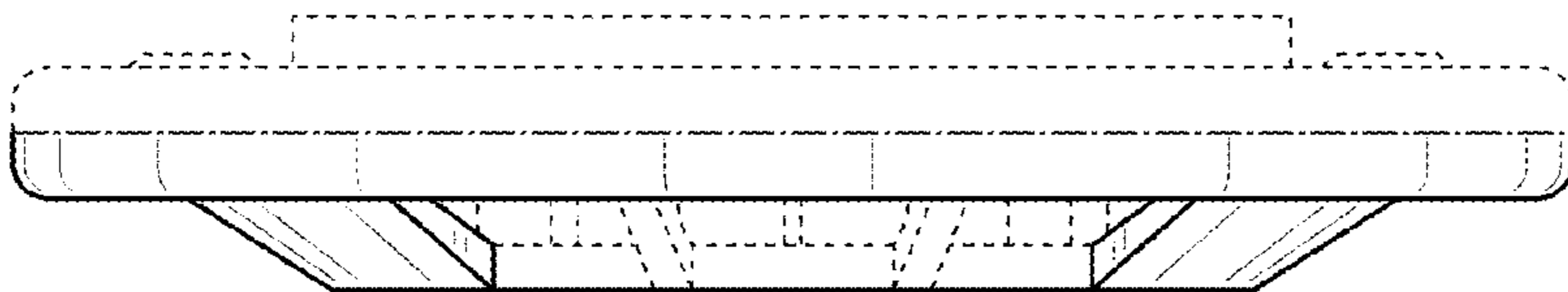
Fig. 8



*Fig. 11*



*Fig. 12*



*Fig. 10*