

US00D754276S

(12) **United States Design Patent**
Runell et al.

(10) **Patent No.:** **US D754,276 S**
(45) **Date of Patent:** **** Apr. 19, 2016**

(54) **AMMUNITION RACK**

(71) Applicants: **Jason B. Runell**, East Stroudsburg, PA (US); **Ricardo Villela**, Staten Island, NY (US); **Niral Patel**, Parsippany, NJ (US); **Alan Cohen**, Wharton, NJ (US); **Christopher Griffith**, East Stroudsburg, PA (US)

(72) Inventors: **Jason B. Runell**, East Stroudsburg, PA (US); **Ricardo Villela**, Staten Island, NY (US); **Niral Patel**, Parsippany, NJ (US); **Alan Cohen**, Wharton, NJ (US); **Christopher Griffith**, East Stroudsburg, PA (US)

(73) Assignee: **The United States of America as Represented by the Secretary of the Army**, Washington, DC (US)

(**) Term: **14 Years**

(21) Appl. No.: **29/503,625**

(22) Filed: **Sep. 29, 2014**

(51) **LOC (10) Cl.** **22-03**

(52) **U.S. Cl.**
USPC **D22/116**

(58) **Field of Classification Search**
USPC D22/115-116; D24/227
CPC F42B 39/22; F42B 39/28; F42B 39/00;
F42B 39/26

See application file for complete search history.

(56) **References Cited**

U.S. PATENT DOCUMENTS

2,420,663	A *	5/1947	Heath	F42B 39/16
					206/3
5,052,549	A *	10/1991	Scharch	F42B 39/00
					206/3
D724,236	S *	3/2015	Motadel	D24/227
D727,456	S *	4/2015	Scheffer	D22/108
D733,317	S *	6/2015	Lui	D24/227
D733,318	S *	6/2015	Lui	D24/227
2013/0118922	A1 *	5/2013	McCloughry	B65B 5/08
					206/3

* cited by examiner

Primary Examiner — Michael A Pratt
(74) *Attorney, Agent, or Firm* — Michael C. Sachs

(57) **CLAIM**

The ornamental design for an ammunition rack, as shown and described.

DESCRIPTION

The invention described here may be made, used and licensed by and for the U.S. Government for U.S. Governmental purposes.

FIG. 1 is a front, downward looking isometric view of the ammunition rack;

FIG. 2 is a front elevation view of the ammunition rack;

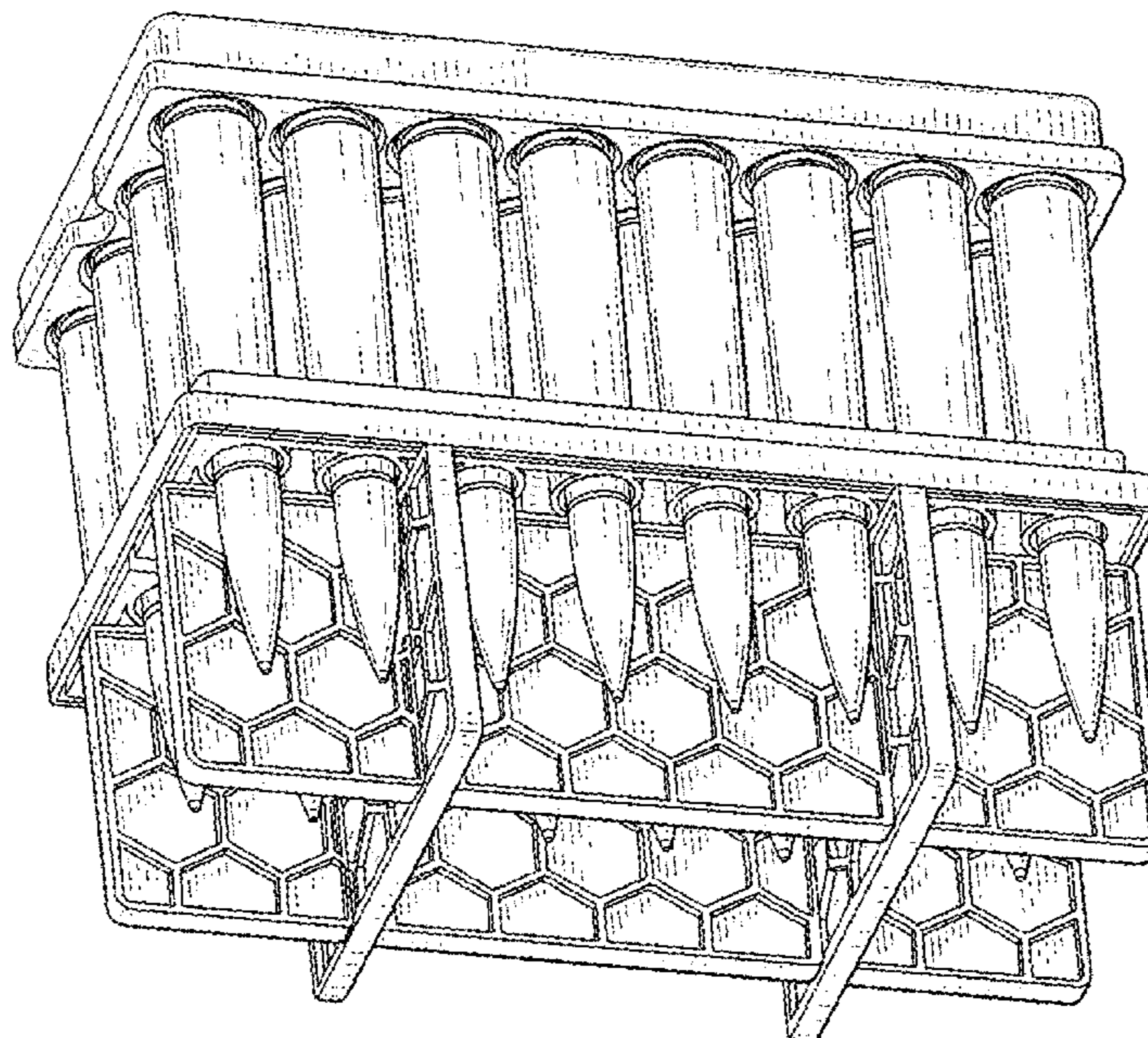
FIG. 3 is a right side elevation view of the ammunition rack;

FIG. 4 is a top plan view of the ammunition rack; and,

FIG. 5 is a bottom plan view of the ammunition rack.

Views are orthogonal projections unless otherwise noted. The various views are not necessarily to scale in order to better illustrate the design.

1 Claim, 4 Drawing Sheets



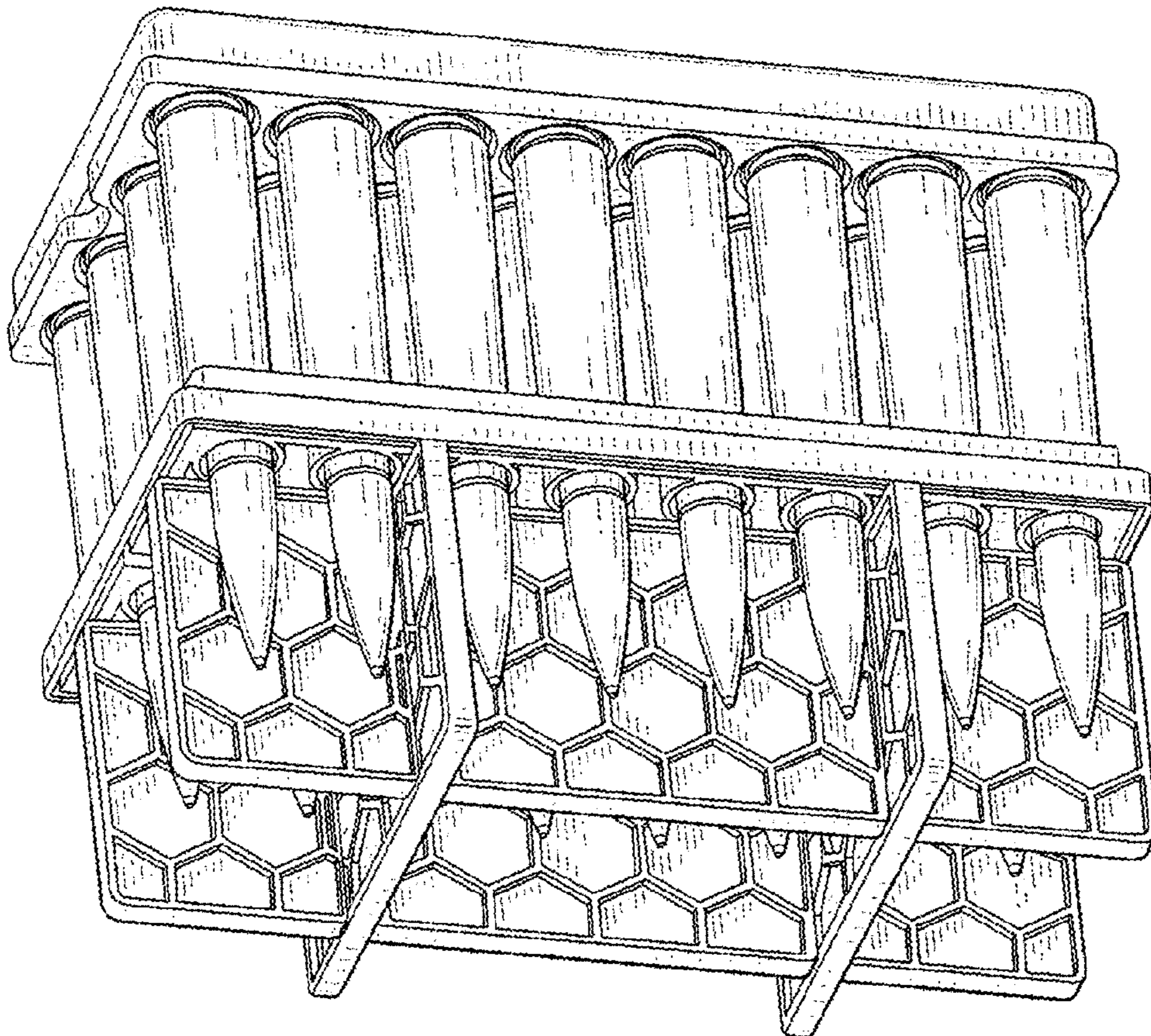


FIG. 1

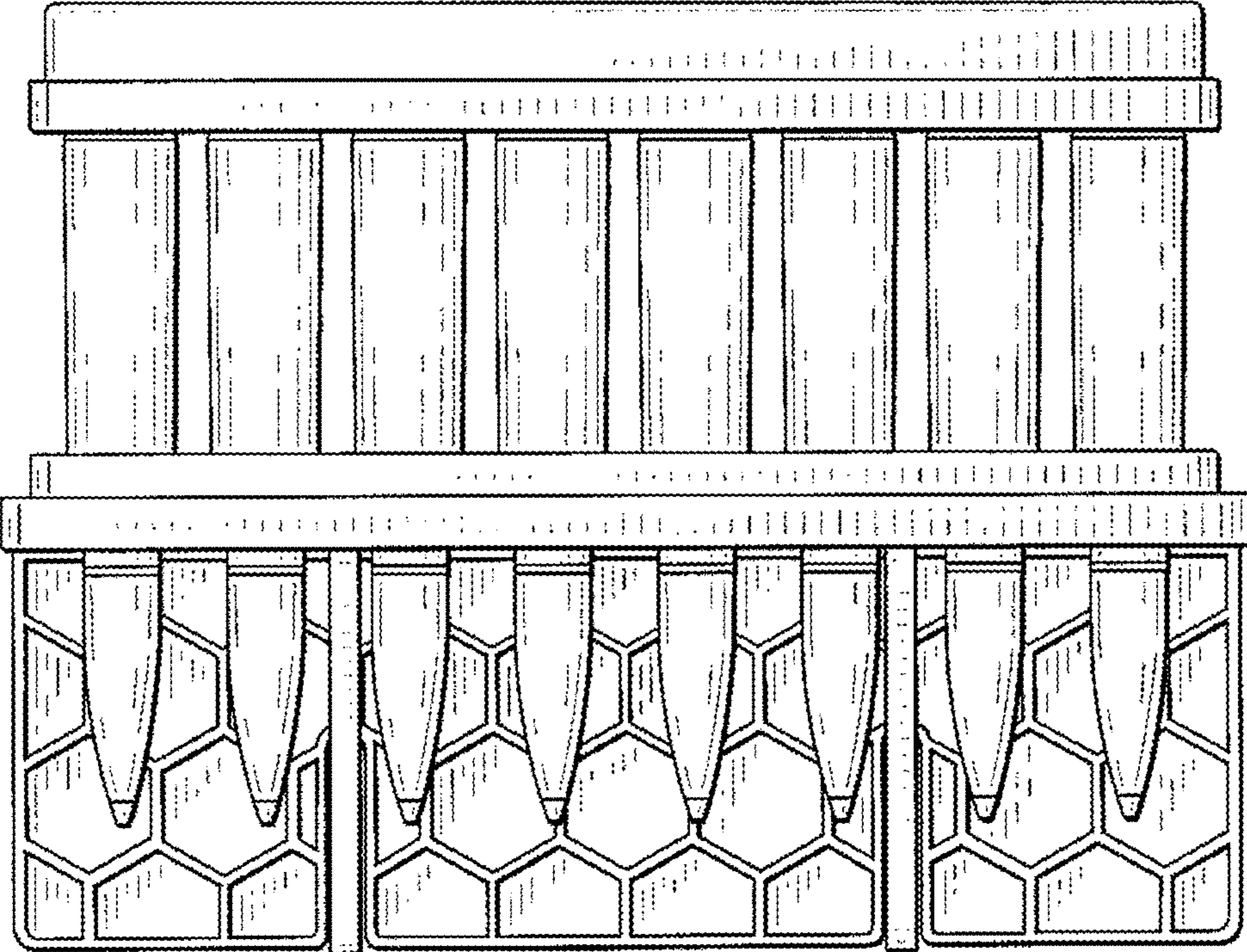


FIG. 2




FIG. 3




FIG. 4

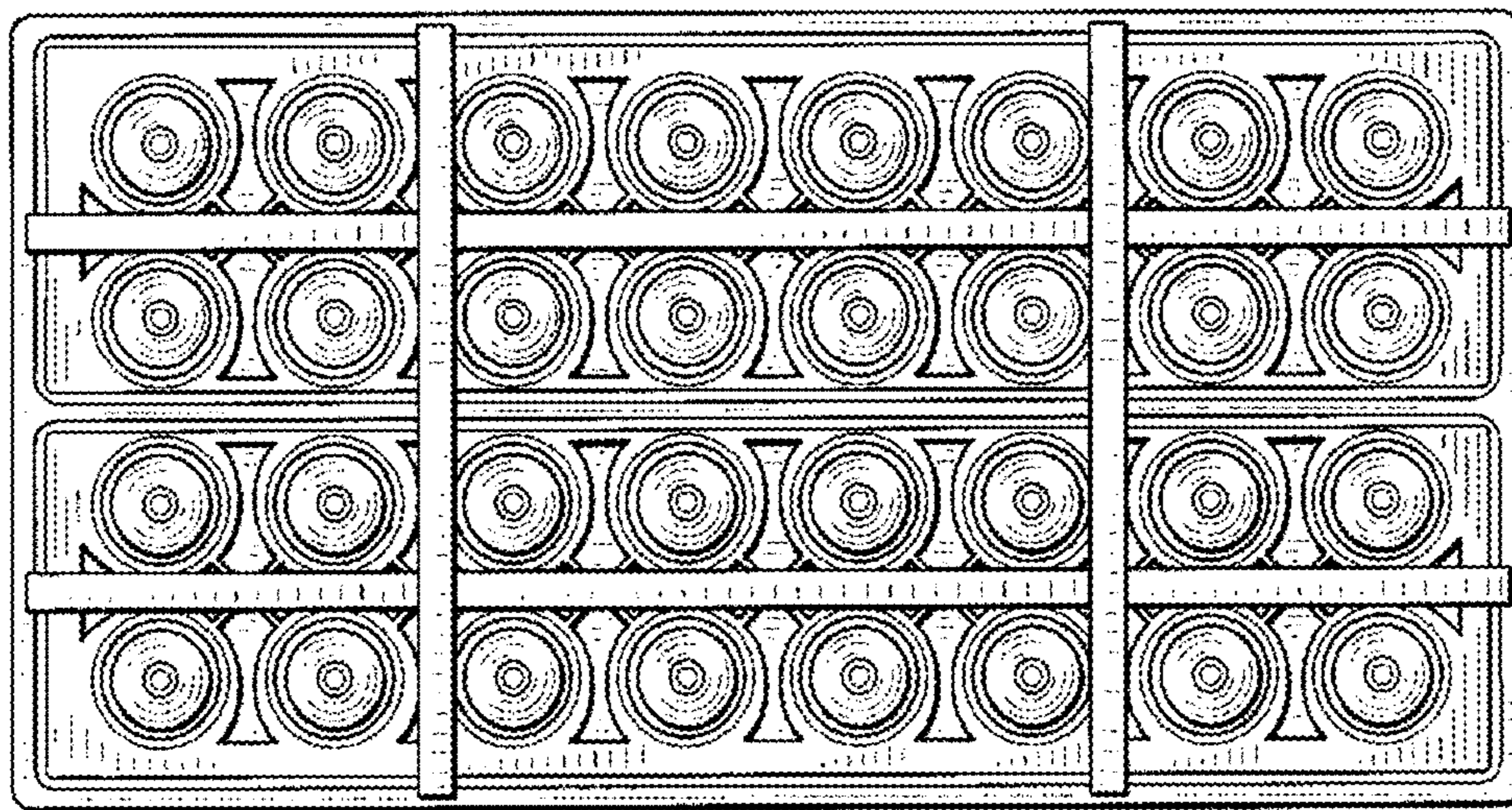


FIG. 5