



US00D754268S

(12) **United States Design Patent**
Nihra et al.

(10) **Patent No.:** **US D754,268 S**
(45) **Date of Patent:** **** Apr. 19, 2016**

- (54) **GOLF BALL RETRIEVER**
- (71) Applicants: **Thomas E. Nihra**, Oldsmar, FL (US);
Deni H. Nihra, Oldsmar, FL (US)
- (72) Inventors: **Thomas E. Nihra**, Oldsmar, FL (US);
Deni H. Nihra, Oldsmar, FL (US)
- (**) Term: **15 Years**
- (21) Appl. No.: **29/546,786**
- (22) Filed: **Nov. 25, 2015**
- (51) **LOC (10) Cl.** **21-02**
- (52) **U.S. Cl.**
USPC **D21/721**
- (58) **Field of Classification Search**
USPC D21/386, 387, 390, 404, 444, 455, 465,
D21/471, 481, 488, 495, 502, 503, 563, 715,
D21/698, 699, 707, 710, 717, 721, 753, 779,
D21/781, 785, 789, 790, 791, 793, 794, 796,
D21/662-694; D8/14, 21-29, 33, 40, 300,
D8/310-314, 367-369, 382, 394, 395, 396,
D8/397, 399; D3/257
CPC A63B 47/02; A63B 57/50; B67B 7/16;
B67B 7/18; B67B 7/184; B67B 7/186; B67B
3/2006; B25B 13/04; B25B 13/06; B25B
13/065; B25B 13/463; B25B 13/465; B25B
13/48; B25B 13/50; Y10S 81/08; Y10S 81/10;
F16B 21/20; F16B 39/10; F16B 39/24;
F16B 43/00; F16B 43/003; F16B 43/004
See application file for complete search history.

(56) **References Cited**

U.S. PATENT DOCUMENTS

477,639	A *	6/1892	Brinkerhoff	411/544
2,083,658	A *	6/1937	Napier	285/355
2,262,439	A *	11/1941	Simpson	411/152
D181,028	S	9/1957	Steinle	
D187,600	S	4/1960	Feiker	
D266,264	S	9/1982	West	

D306,058	S	2/1990	Blake	
D349,739	S	8/1994	Kahl	
5,368,352	A *	11/1994	Juhas	294/19.2
5,423,584	A *	6/1995	Pasternak	294/19.2
D360,918	S	8/1995	Carlson	
D361,354	S	8/1995	Bailey et al.	
D380,025	S	6/1997	Digerness et al.	
D380,026	S	6/1997	Frankel	
D388,853	S	1/1998	Minami	
5,735,171	A *	4/1998	Moote et al.	74/42
D444,529	S	7/2001	Wagner	
D455,804	S	4/2002	Allen	
D457,932	S	5/2002	Bellville	
D461,107	S *	8/2002	Pitt	D8/17
D479,650	S	9/2003	Kan	
D592,725	S	5/2009	Trudeau	

(Continued)

Primary Examiner — Catherine Tuttle

(74) *Attorney, Agent, or Firm* — Oppenhuizen Law PLC;
David L. Oppenhuizen

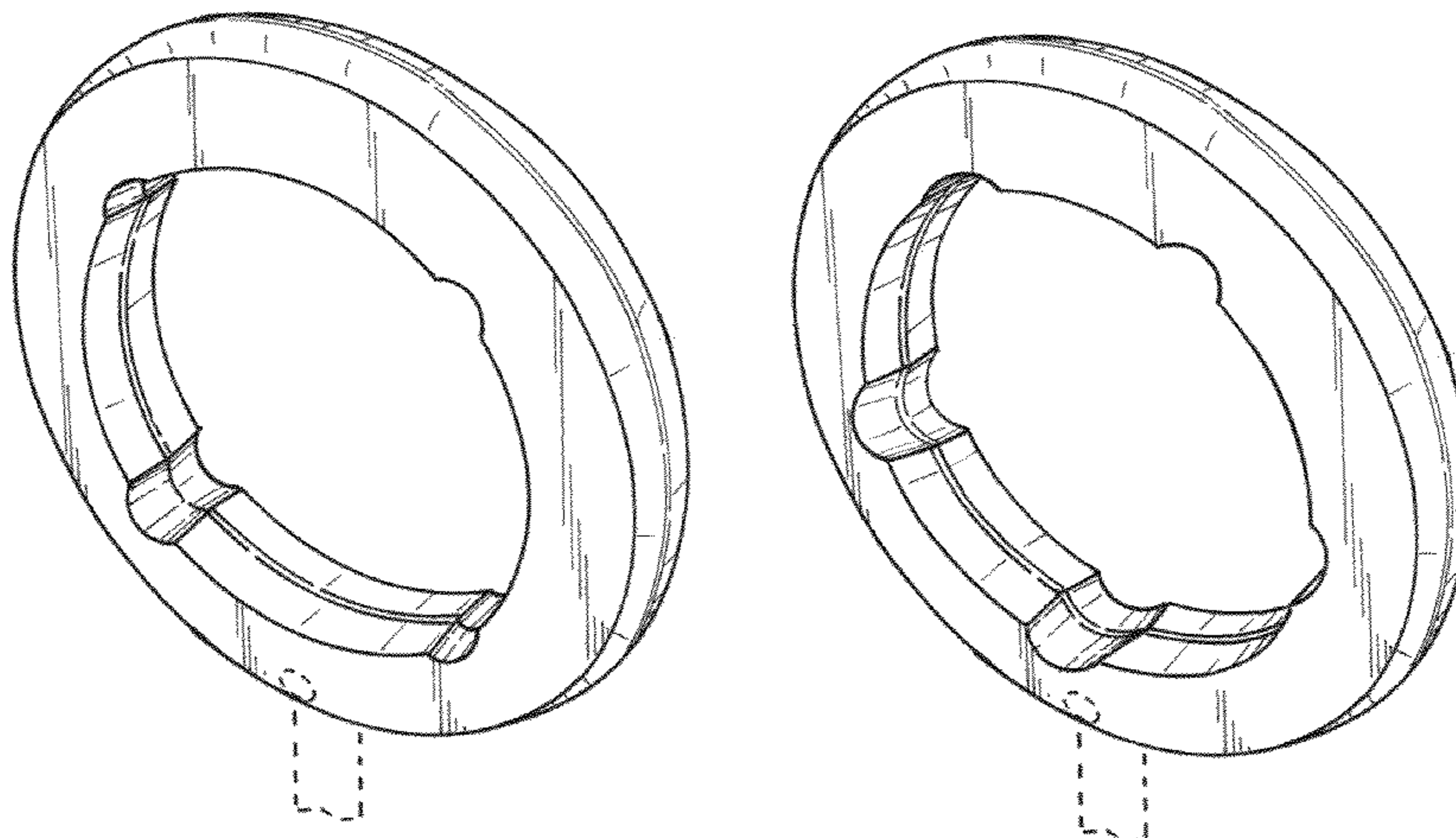
(57) **CLAIM**

The ornamental design for a golf ball retriever, as shown and described.

DESCRIPTION

FIG. 1 is a perspective view of a golf ball retriever showing the new design;
 FIG. 2 is a front view, the back view being a mirror image;
 FIG. 3 is a top view;
 FIG. 4 is a bottom view;
 FIG. 5 is a left side view, the right side view being a mirror image;
 FIG. 6 is a perspective view of a first alternate embodiment;
 and,
 FIG. 7 is a perspective view of a second alternate embodiment.
 The broken lines are included for the purpose of illustrating portions of the golf ball retriever that form no part of the claimed design.

1 Claim, 3 Drawing Sheets



(56)

References Cited

U.S. PATENT DOCUMENTS

D603,669 S *	11/2009	Hsu	D8/28	2005/0037873 A1 *	2/2005	Kennedy	473/408
D718,398 S	11/2014	Nihra et al.		2006/0229145 A1 *	10/2006	Dempsey	473/408
D735,852 S *	8/2015	Minnelli et al.	D24/129	2009/0108601 A1 *	4/2009	Lee	294/19.2
D739,486 S	9/2015	Bennett		2010/0192344 A1 *	8/2010	Zollmann	29/256
2004/0060399 A1 *	4/2004	Willis, Sr.	81/300	2012/0325058 A1 *	12/2012	Stricker	81/124.3
				2013/0072318 A1 *	3/2013	Brewer	473/286
				2014/0135142 A1 *	5/2014	David, Sr.	473/286

* cited by examiner

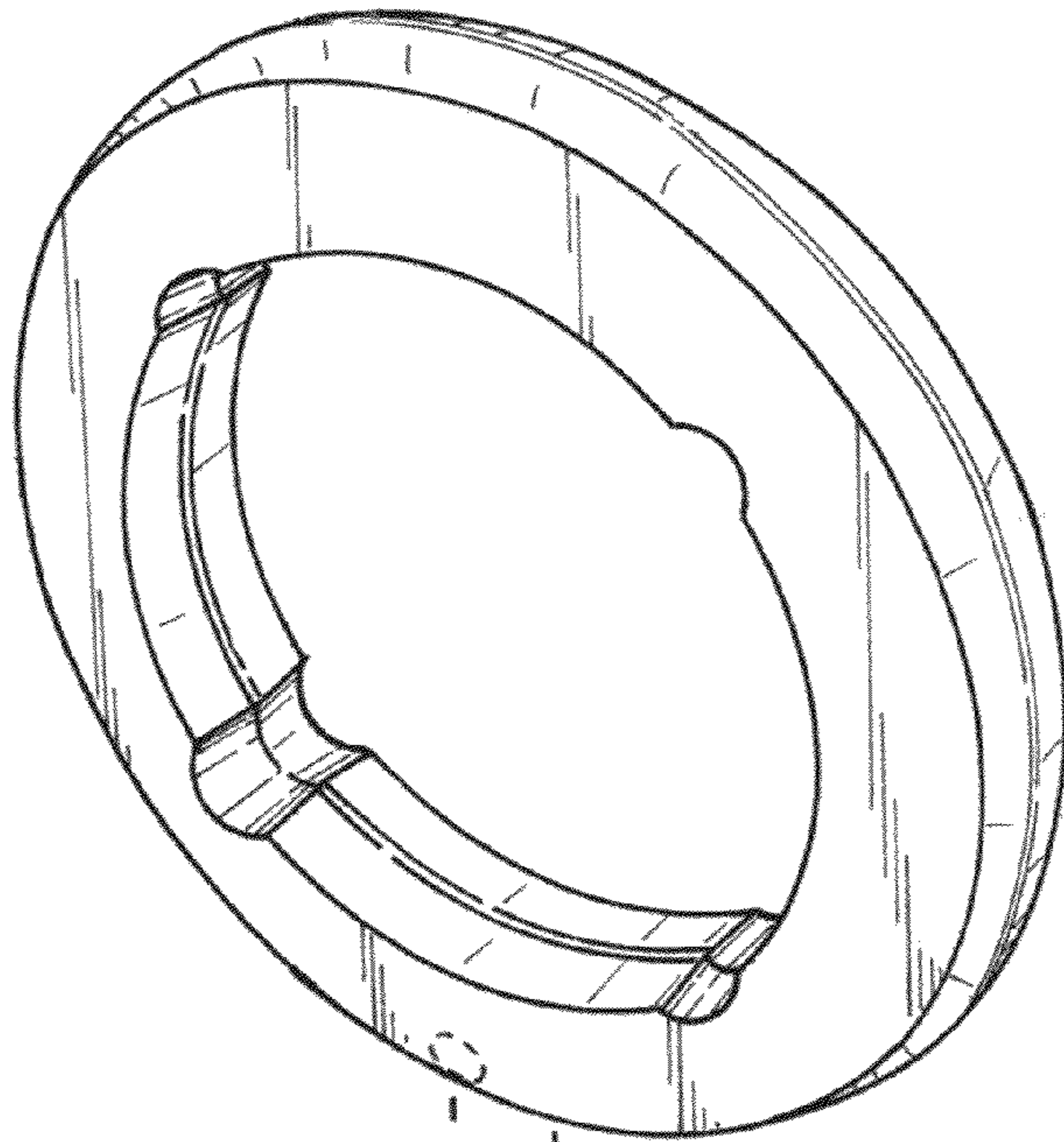


FIG. 1

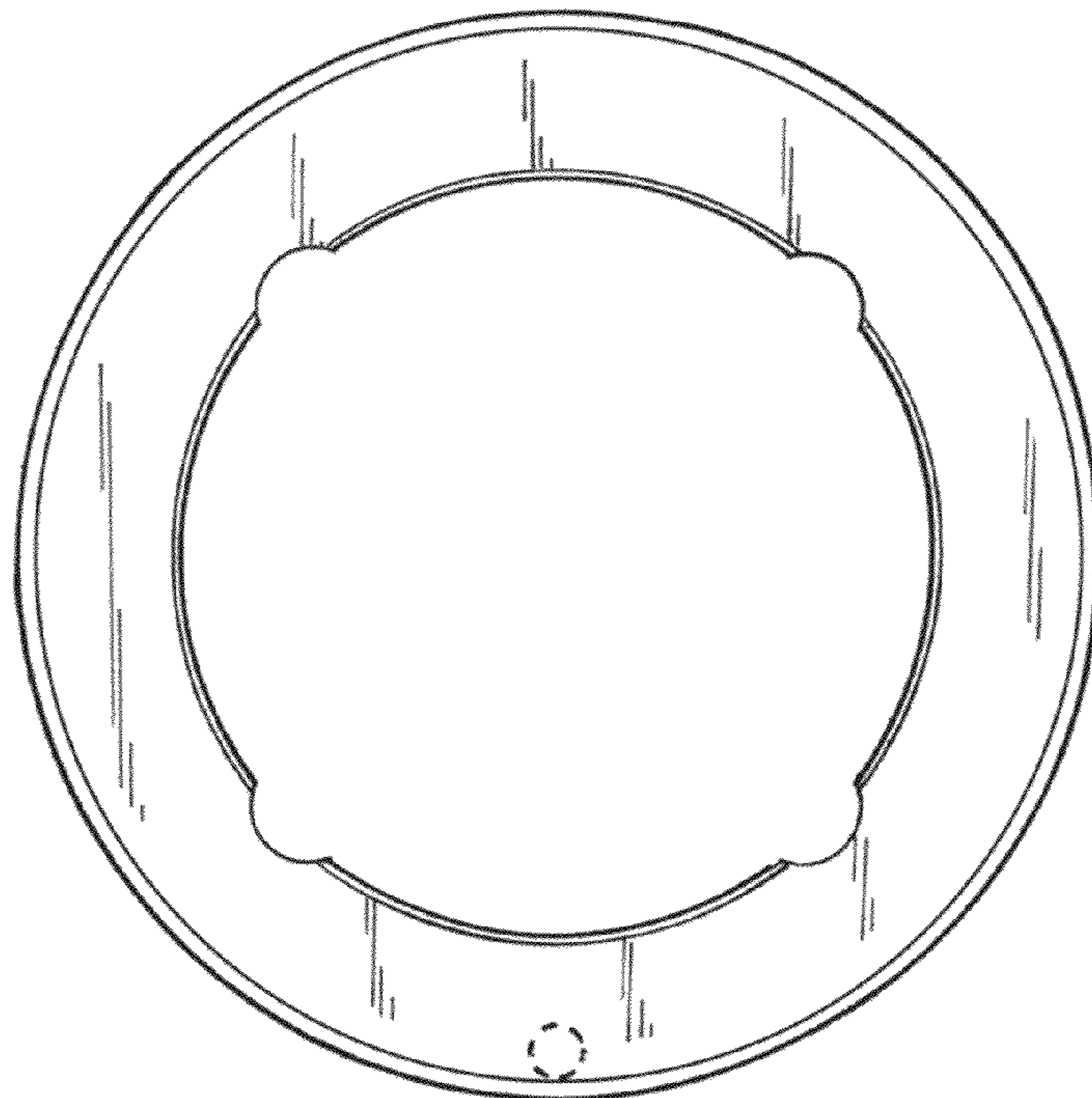


FIG. 2




FIG.3

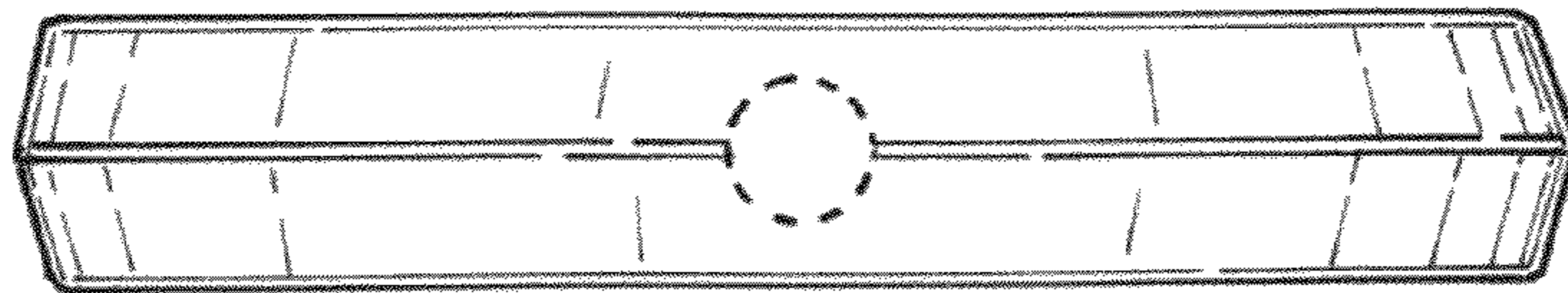


FIG.4




FIG.5

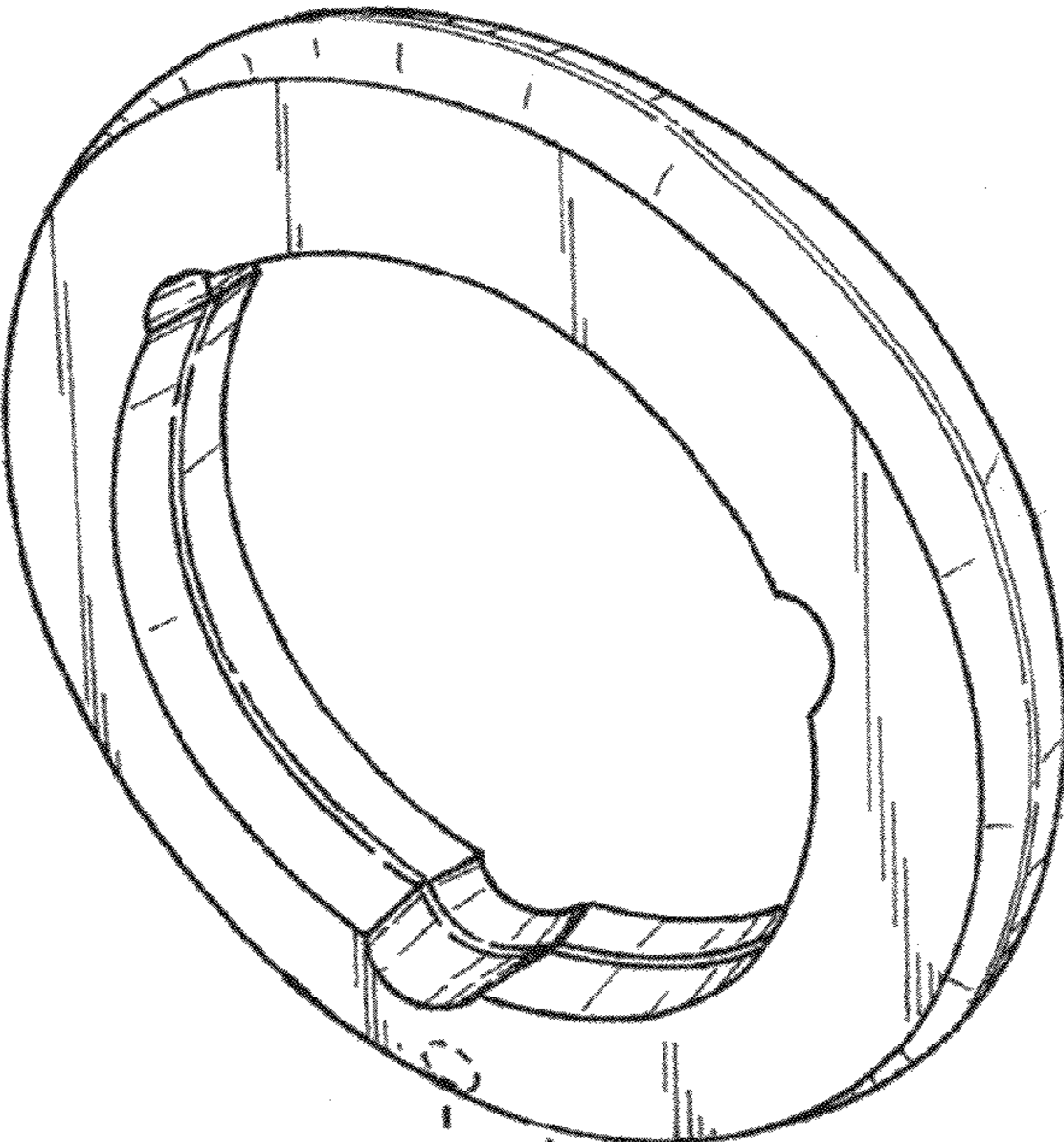


FIG. 6

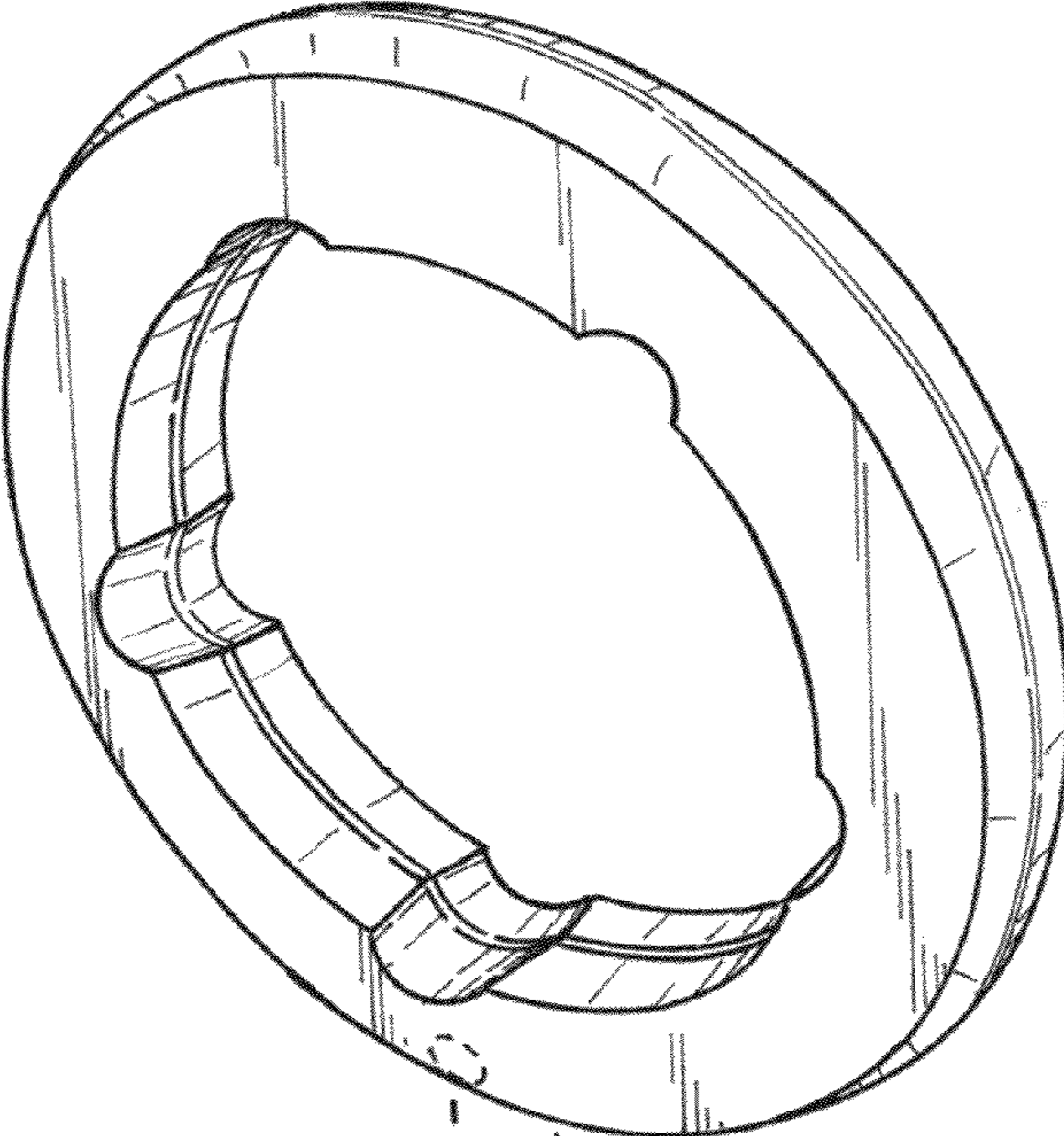


FIG. 7