



US00D754258S

(12) **United States Design Patent**
Sakai et al.

(10) **Patent No.:** **US D754,258 S**
(45) **Date of Patent:** **** Apr. 19, 2016**

(54) **CONTROLLER FOR GAME MACHINE**
(71) Applicant: **BANDAI NAMCO GAMES INC.**,
Tokyo (JP)
(72) Inventors: **Tsuyoshi Sakai**, Yokohama (JP); **Yasuji**
Fukutomi, Tokyo (JP); **Jun Arai**, Tokyo
(JP); **Kiwamu Nakamura**, Yokohama
(JP); **Shoichiro Akamatsu**, Kamakura
(JP)
(73) Assignee: **BANDAI NAMCO**
ENTERTAINMENT, INC., Tokyo (JP)

4,811,955 A * 3/1989 De Bernardini F41A 19/16
124/32
5,253,068 A * 10/1993 Crook H03J 1/0025
340/12.22
5,569,085 A * 10/1996 Igarashi A63F 9/0291
434/18
D385,586 S * 10/1997 Hanatani D14/418
D386,543 S * 11/1997 Chikui D14/418
D398,661 S * 9/1998 Lee D21/333
D436,108 S * 1/2001 Lee D14/418
D444,786 S * 7/2001 Otomi D14/418
D467,926 S * 12/2002 Lin D14/418
D472,241 S * 3/2003 Kim D14/418
D521,568 S * 5/2006 Hussaini D14/418
D618,687 S 6/2010 Ito
D646,281 S * 10/2011 Markowitz D14/418

(**) Term: **14 Years**

(21) Appl. No.: **29/512,740**

(22) Filed: **Dec. 22, 2014**

(30) **Foreign Application Priority Data**
Nov. 28, 2014 (EM) 002587410-0001

(51) **LOC (10) Cl.** **21-01**
(52) **U.S. Cl.**
USPC **D21/333**; D14/418
(58) **Field of Classification Search**
USPC D14/218, 432, 356, 358, 440, 400, 401,
D14/418; D21/332, 333, 324, 328;
273/148 B; 463/1, 29-47, 49-51;
D3/218, 301; 361/807-810; 248/689,
248/690, 309.1, 314, 346.01, 346.03,
248/346.06, 346.04; 206/320, 305;
434/18-24; 446/473
CPC A63F 9/02; A63F 9/24; A63F 13/00;
A63F 13/04; A63H 5/04; F41J 5/02
See application file for complete search history.

(56) **References Cited**
U.S. PATENT DOCUMENTS

3,655,192 A * 4/1972 Hall F41G 3/2683
200/34

OTHER PUBLICATIONS

Jan. 4, 2010 Office Action issued in U.S. Appl. No. 29/333,593.

* cited by examiner

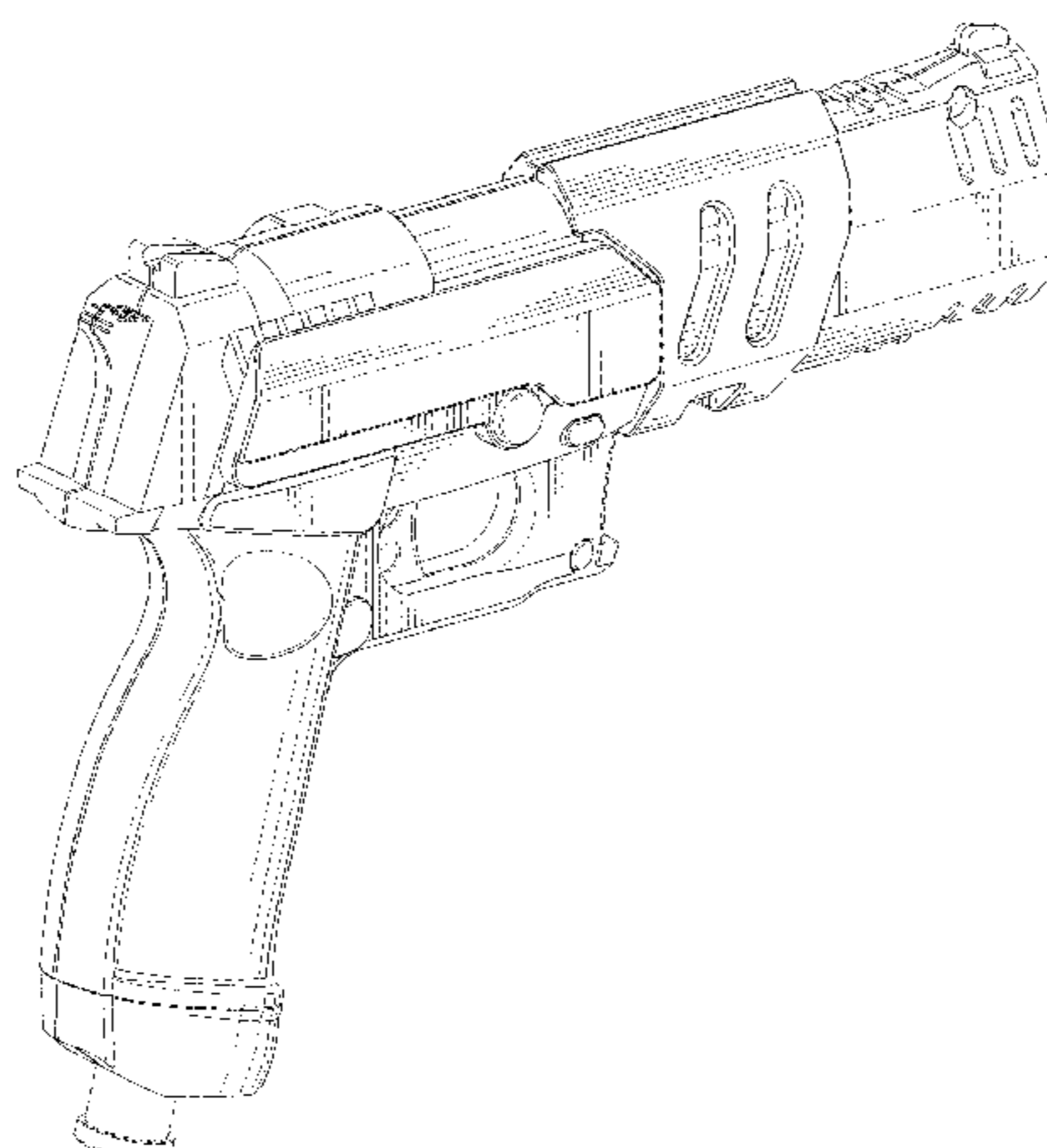
Primary Examiner — Prabhakar Deshmukh
(74) *Attorney, Agent, or Firm* — Oliff PLC

(57) **CLAIM**
The ornamental design for a controller for game machine, as shown and described.

DESCRIPTION

FIG. 1 is a rear, top, left-side perspective view of the controller for game machine;
FIG. 2 is a front elevational view thereof;
FIG. 3 is a top plan view thereof;
FIG. 4 is a right-side elevational view thereof;
FIG. 5 is a left-side elevational view thereof;
FIG. 6 is a rear elevational view thereof; and,
FIG. 7 is a bottom plan view thereof.
The broken lines depict environmental subject matter only and form no part of the claimed design.

1 Claim, 7 Drawing Sheets



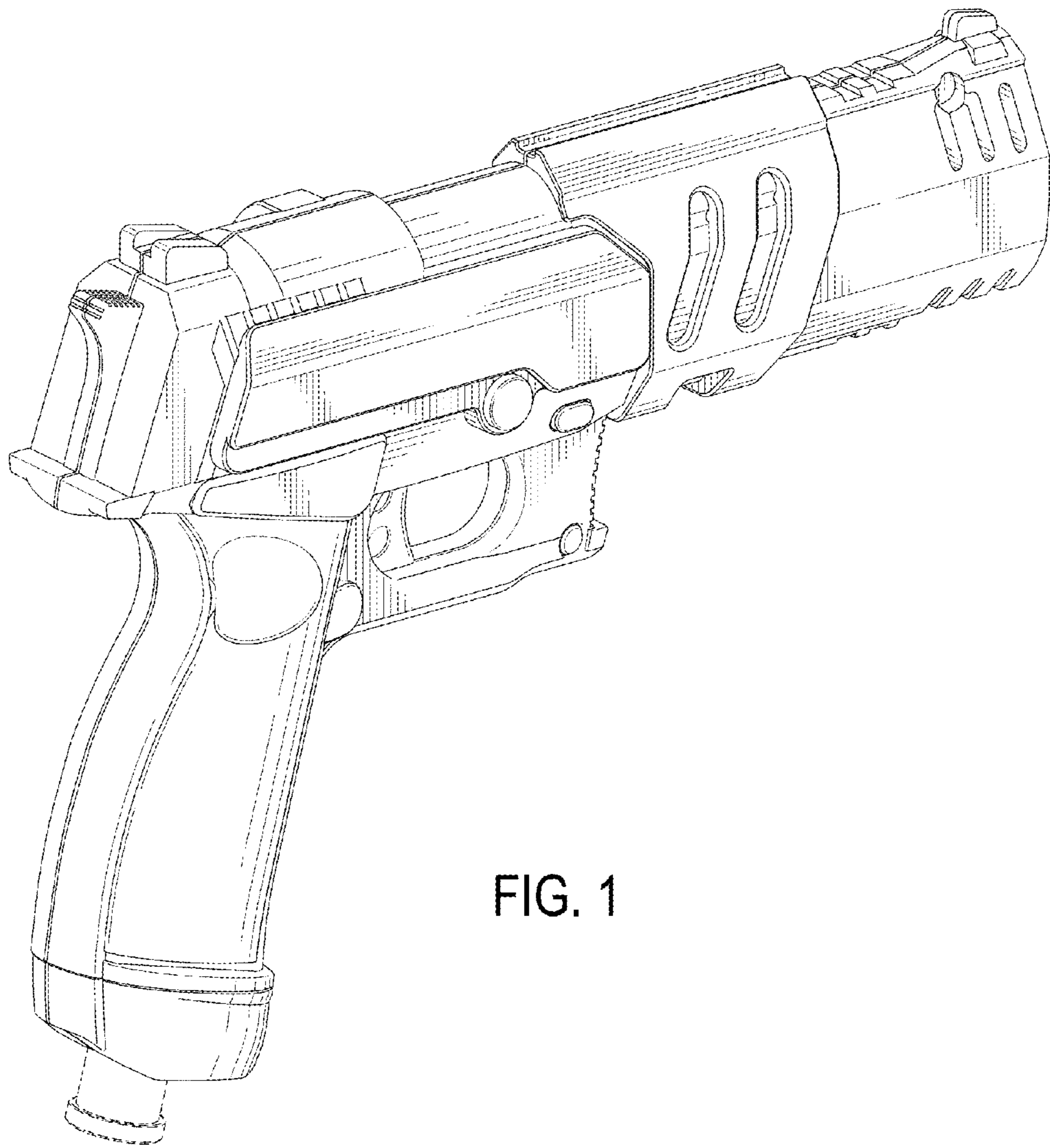


FIG. 1

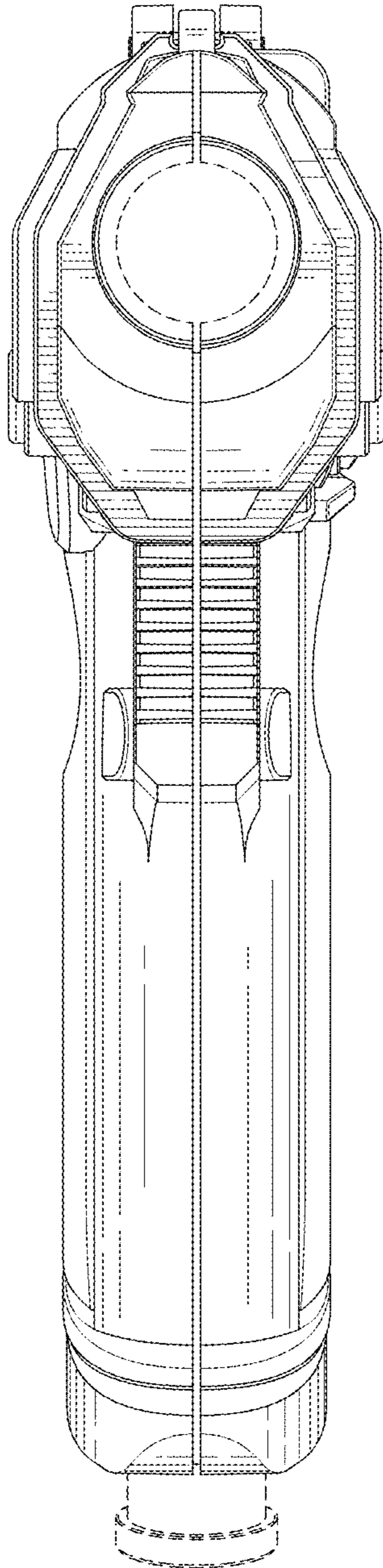


FIG. 2

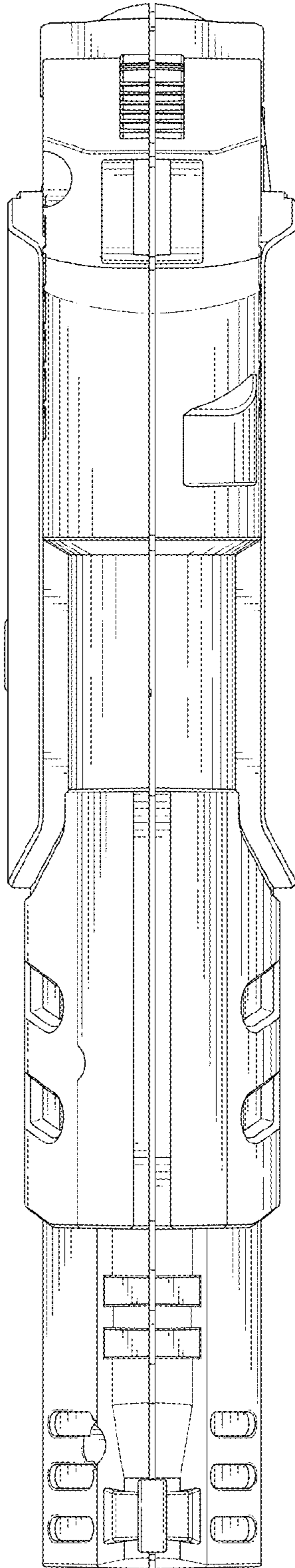


FIG. 3

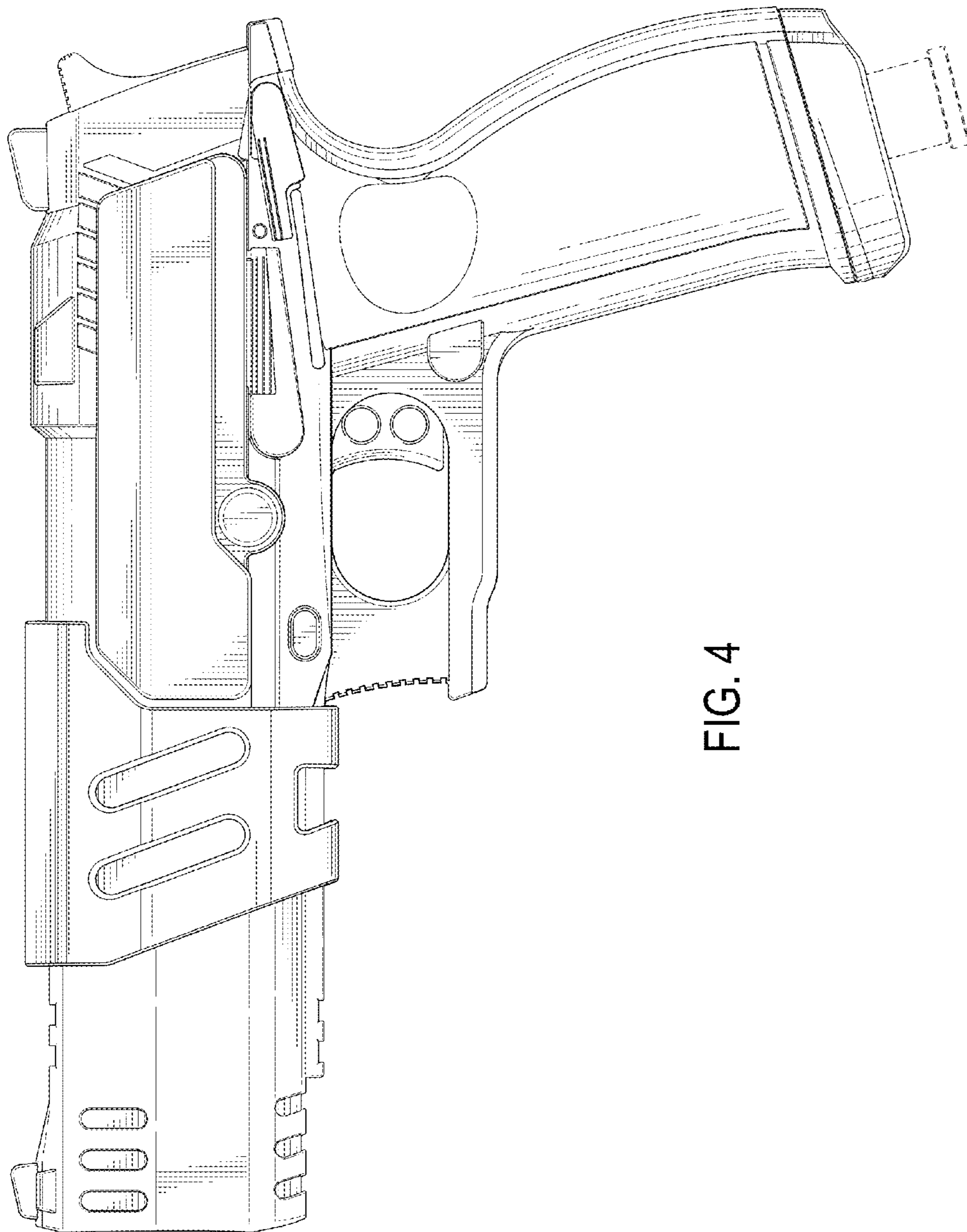


FIG. 4

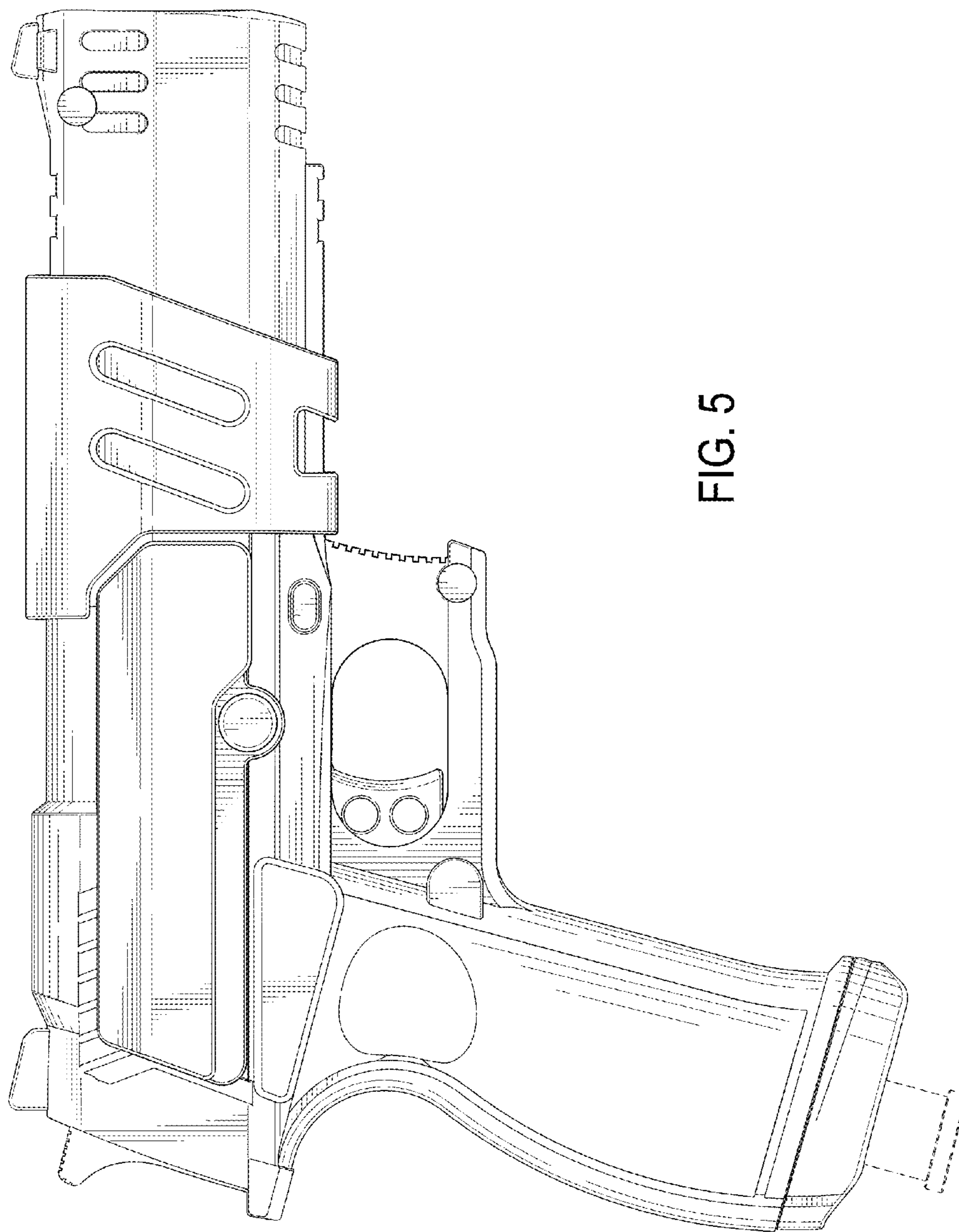


FIG. 5

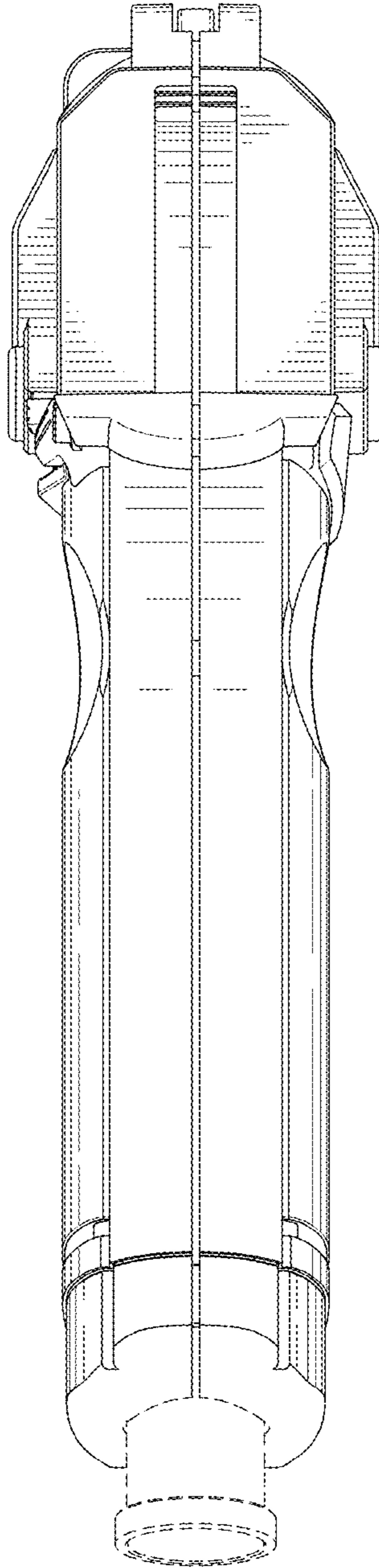


FIG. 6

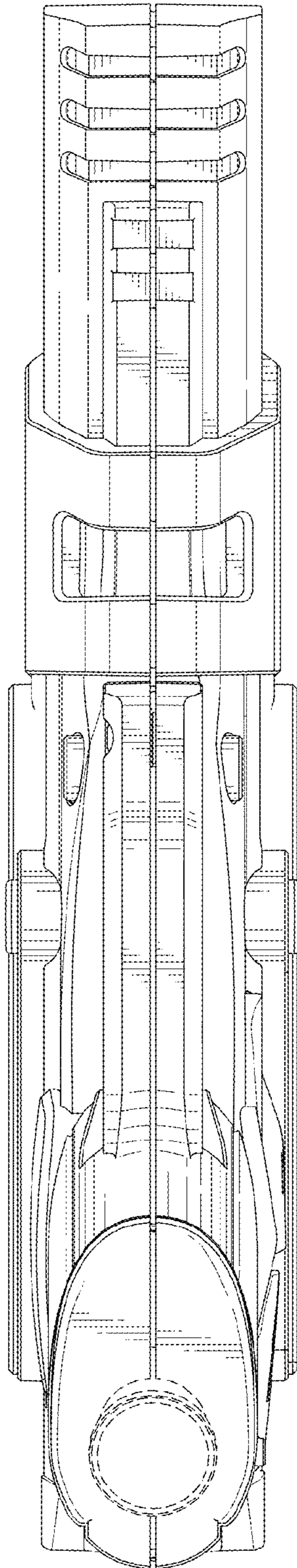


FIG. 7