



US00D754245S

(12) **United States Design Patent**  
**Wampold**

(10) **Patent No.:** **US D754,245 S**

(45) **Date of Patent:** **\*\* Apr. 19, 2016**

(54) **MUSICAL MAT**

(71) Applicant: **BIGMOUTH, INC.**, Glastonbury, CT  
(US)

(72) Inventor: **Stephen Wampold**, Glastonbury, CT  
(US)

(73) Assignee: **BIGMOUTH, INC.**, Glastonbury, CT  
(US)

(\*\*) Term: **14 Years**

(21) Appl. No.: **29/519,652**

(22) Filed: **Mar. 6, 2015**

(51) **LOC (10) Cl.** ..... **17-01**

(52) **U.S. Cl.**  
USPC ..... **D17/2**

(58) **Field of Classification Search**  
USPC ..... D2/861, 862; D6/582, 583, 588; D17/1,  
D17/2, 7, 8, 9, 24, 99; D21/353, 405, 409  
CPC ..... A63H 5/00; G10C 1/00; G10C 1/02;  
G10C 1/04; G10C 3/00; G10C 3/12; G10F  
1/02; G10F 3/00; G10H 1/00  
See application file for complete search history.

(56) **References Cited**

**U.S. PATENT DOCUMENTS**

D259,229 S \* 5/1981 Lady ..... D5/31  
4,914,999 A \* 4/1990 Masubuchi ..... G10C 3/12  
200/5 A  
D313,238 S \* 12/1990 Saraceni ..... D17/7  
D323,858 S \* 2/1992 Levy ..... D21/353

D490,837 S \* 6/2004 Chang ..... D17/1  
D508,358 S \* 8/2005 Amarin ..... D6/583  
D552,910 S \* 10/2007 Connor ..... D6/583  
D559,026 S \* 1/2008 Perry-Coleman ..... D6/592  
D599,841 S \* 9/2009 Kawada ..... D17/2  
D617,791 S \* 6/2010 Matsumoto ..... D14/341  
D636,013 S \* 4/2011 Shin ..... D17/1  
D668,708 S \* 10/2012 Park ..... D17/1  
2009/0266218 A1 \* 10/2009 Parienti ..... G10C 3/12  
84/171

\* cited by examiner

*Primary Examiner* — Manpreet Matharu

*Assistant Examiner* — Lisa A Grabenstetter

(74) *Attorney, Agent, or Firm* — Epstein Drangel LLP;  
Robert L. Epstein

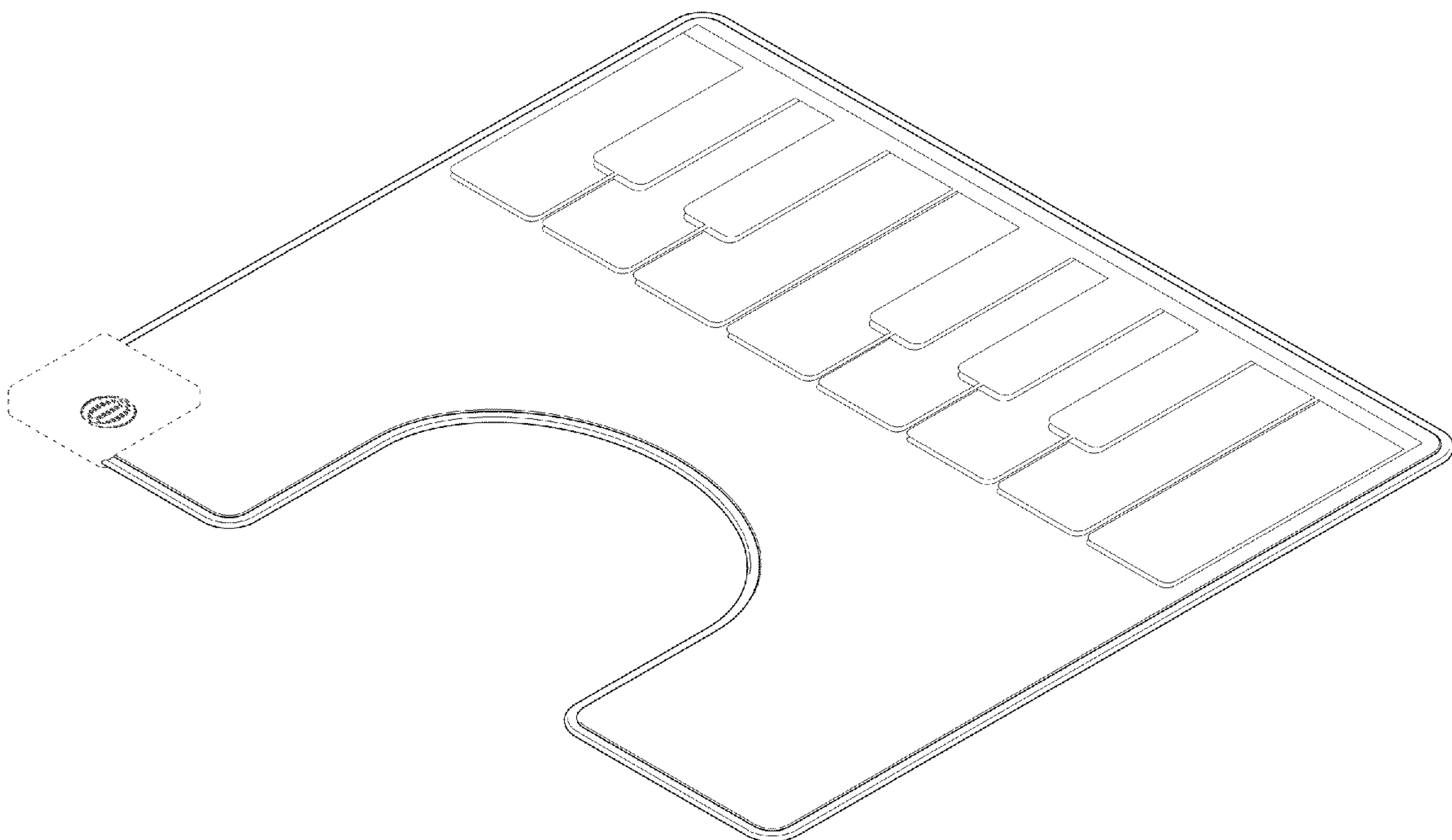
(57) **CLAIM**

The ornamental design for a musical mat, substantially as shown and described.

**DESCRIPTION**

FIG. 1 is a top, front, and right side perspective view of a musical mat showing my new design; FIG. 2 is a front elevation view thereof; FIG. 3 is a rear elevation view thereof; FIG. 4 is a right side elevation view thereof; FIG. 5 is a left side elevation view thereof; FIG. 6 is a top plan view thereof; and, FIG. 7 is a bottom plan view thereof. The broken line portions show unclaimed subject matter only and form no part of the claimed design.

**1 Claim, 3 Drawing Sheets**



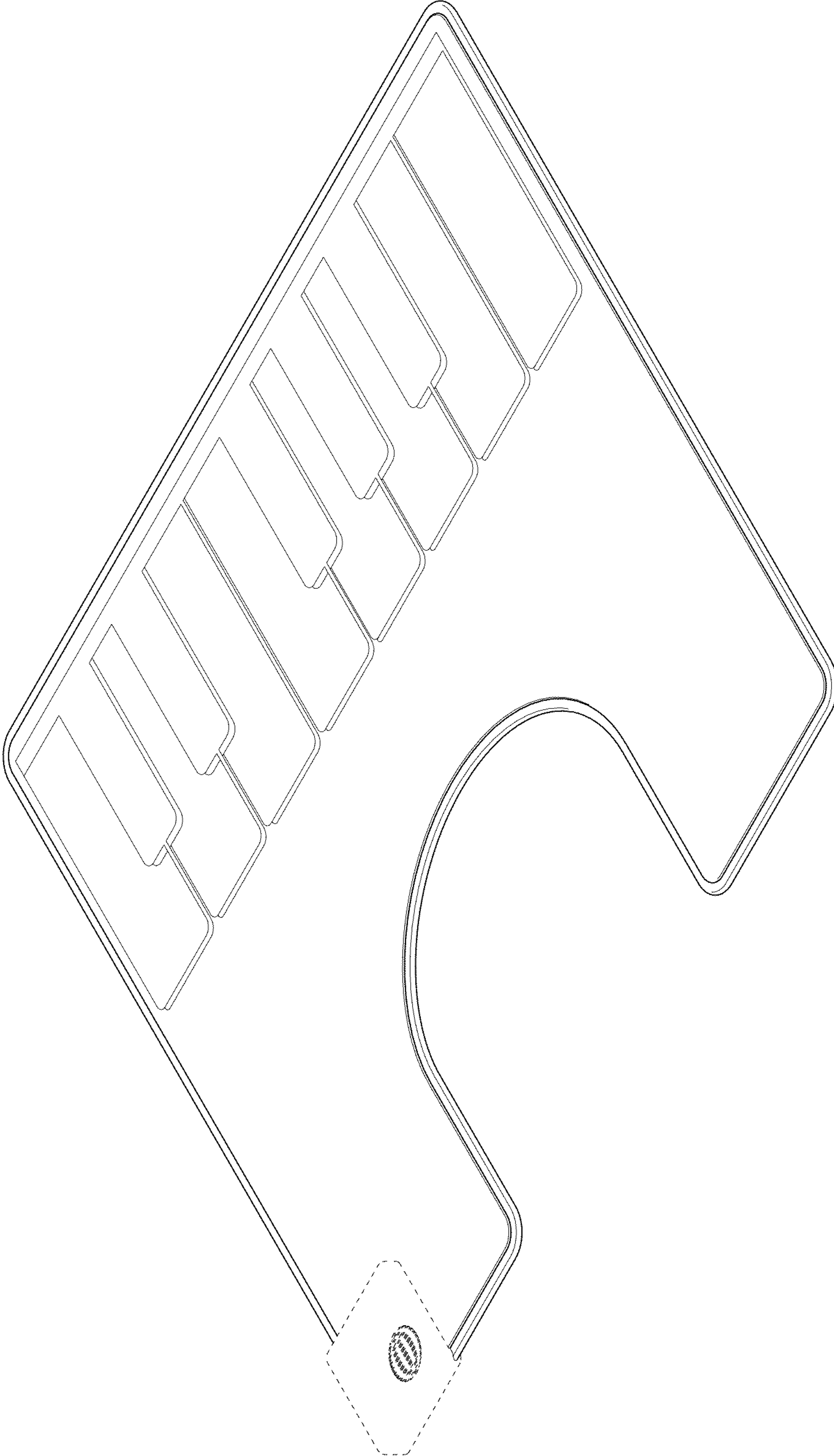


FIG. 1



FIG. 2




FIG. 3



FIG. 4



FIG. 5




FIG. 6

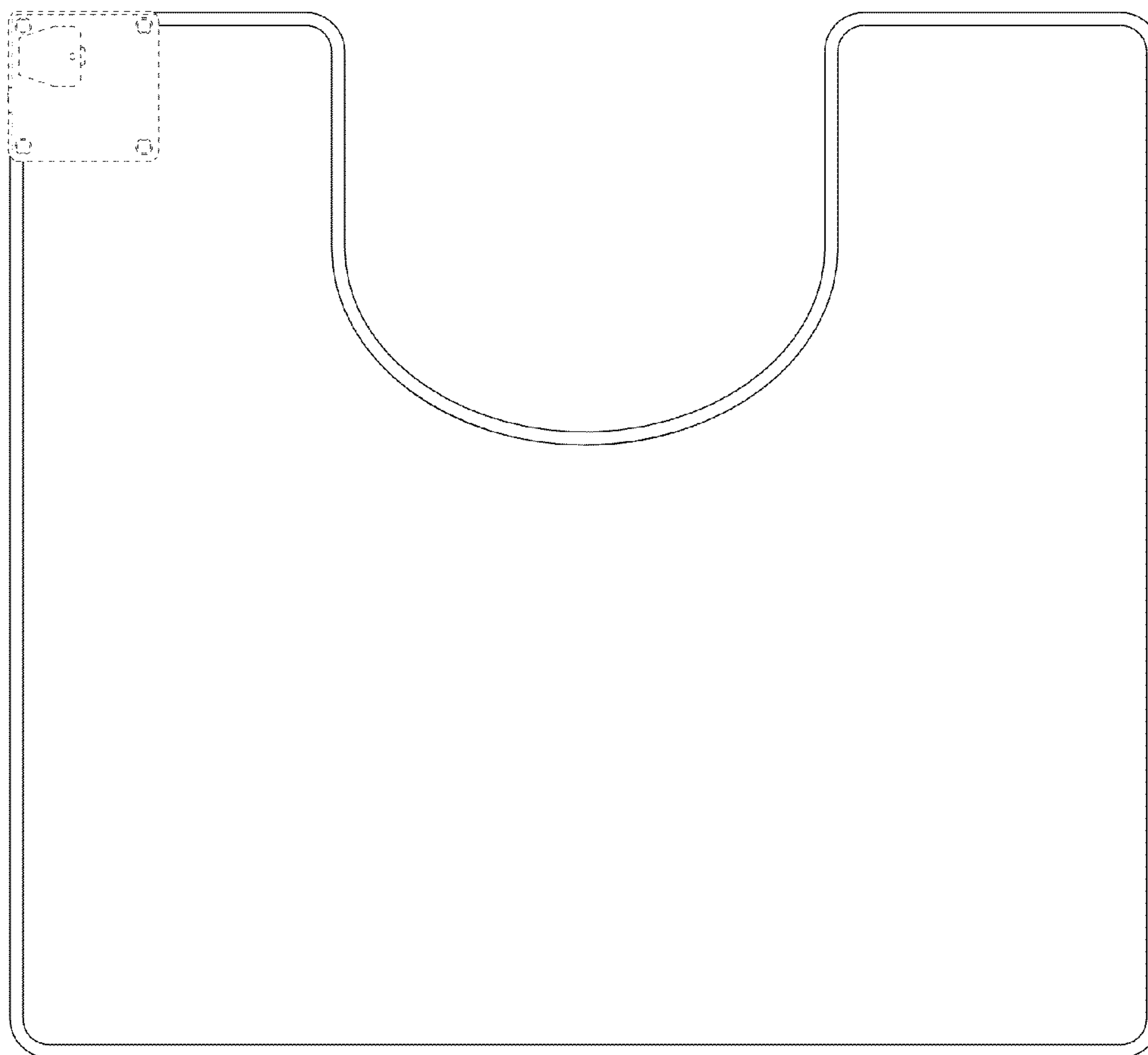


FIG. 7