



US00D754217S

(12) **United States Design Patent**  
**Choi et al.**

(10) **Patent No.:** **US D754,217 S**

(45) **Date of Patent:** **\*\* Apr. 19, 2016**

(54) **DOOR FOR REFRIGERATOR**

(71) Applicant: **LG Electronics Inc.**, Seoul (KR)

(72) Inventors: **Kyukwan Choi**, Seoul (KR);  
**Sungkyong Han**, Seoul (KR); **Minsub Kim**, Seoul (KR); **Kyusuh Park**, Seoul (KR)

(73) Assignee: **LG Electronics Inc.**, Seoul (KR)

(\*\*) Term: **14 Years**

(21) Appl. No.: **29/497,199**

(22) Filed: **Jul. 22, 2014**

(30) **Foreign Application Priority Data**

Jan. 22, 2014 (KR) ..... 30-2014-0003760

(51) **LOC (10) Cl.** ..... **15-07**

(52) **U.S. Cl.**  
USPC ..... **D15/89**

(58) **Field of Classification Search**  
USPC ..... D15/79-91  
CPC ..... F25B 21/02; F25B 2321/02; F25B 1/005;  
F25B 2321/0252; F25B 1/00; F25B 1/10;  
F25B 21/04; F25B 2339/047; F25B 5/02;  
F25B 7/00; F25B 13/00; F25B 1/053; F25B  
2309/06; F25B 2321/021; F25B 2321/023;  
F25D 23/028; F25D 23/02; F25D 25/025;  
F25D 23/00; F25D 2323/021; F25D 11/00;  
F25D 2323/024; F25D 23/04; F25D 29/00;  
F25D 25/02; F25D 25/024; F25D 27/005;  
F25D 23/12; F25D 29/005; F25D 17/042;  
F25D 2325/021

See application file for complete search history.

(56) **References Cited**

U.S. PATENT DOCUMENTS

D420,015 S \* 2/2000 DeBoer ..... D15/89  
D430,174 S \* 8/2000 Negrao et al. .... D15/89  
D502,950 S \* 3/2005 Moraes De Sa Cavalcanti  
et al. .... D15/89  
D504,902 S \* 5/2005 Tunzi ..... D15/91  
D713,864 S \* 9/2014 Kim et al. .... D15/89

\* cited by examiner

*Primary Examiner* — Daniel Bui

*Assistant Examiner* — Khawaja Anwar

(74) *Attorney, Agent, or Firm* — Morgan, Lewis & Bockius  
LLP

(57) **CLAIM**

The ornamental design for a door for refrigerator, as shown and described.

**DESCRIPTION**

FIG. 1 is a perspective view of a door for refrigerator showing our new design;  
FIG. 2 is a front view thereof;  
FIG. 3 is a rear view thereof;  
FIG. 4 is a left side view thereof;  
FIG. 5 is a top plan view thereof;  
FIG. 6 is a bottom plan view thereof;  
FIG. 7 is an enlarged view of the right side portion of claimed article; and,  
FIG. 8 is a perspective view thereof, shown in use condition. Areas within the white broken lines in the photographs represent unclaimed environment only and form no part of the claimed design.

**1 Claim, 7 Drawing Sheets**






FIG. 1






FIG. 2






FIG. 3






FIG. 4

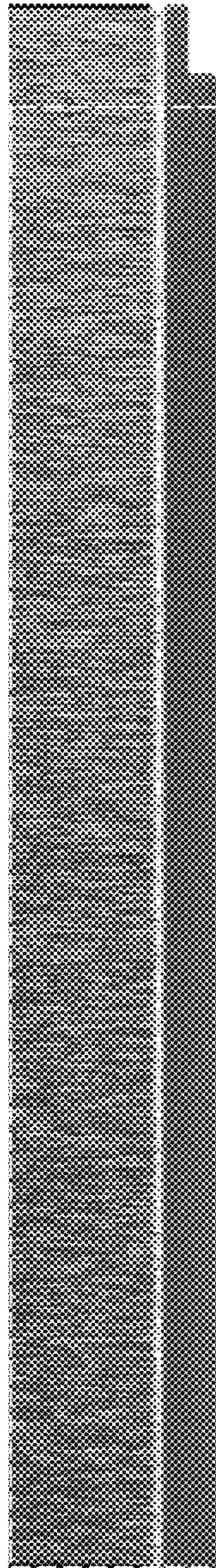


FIG. 5




FIG. 6






FIG. 7

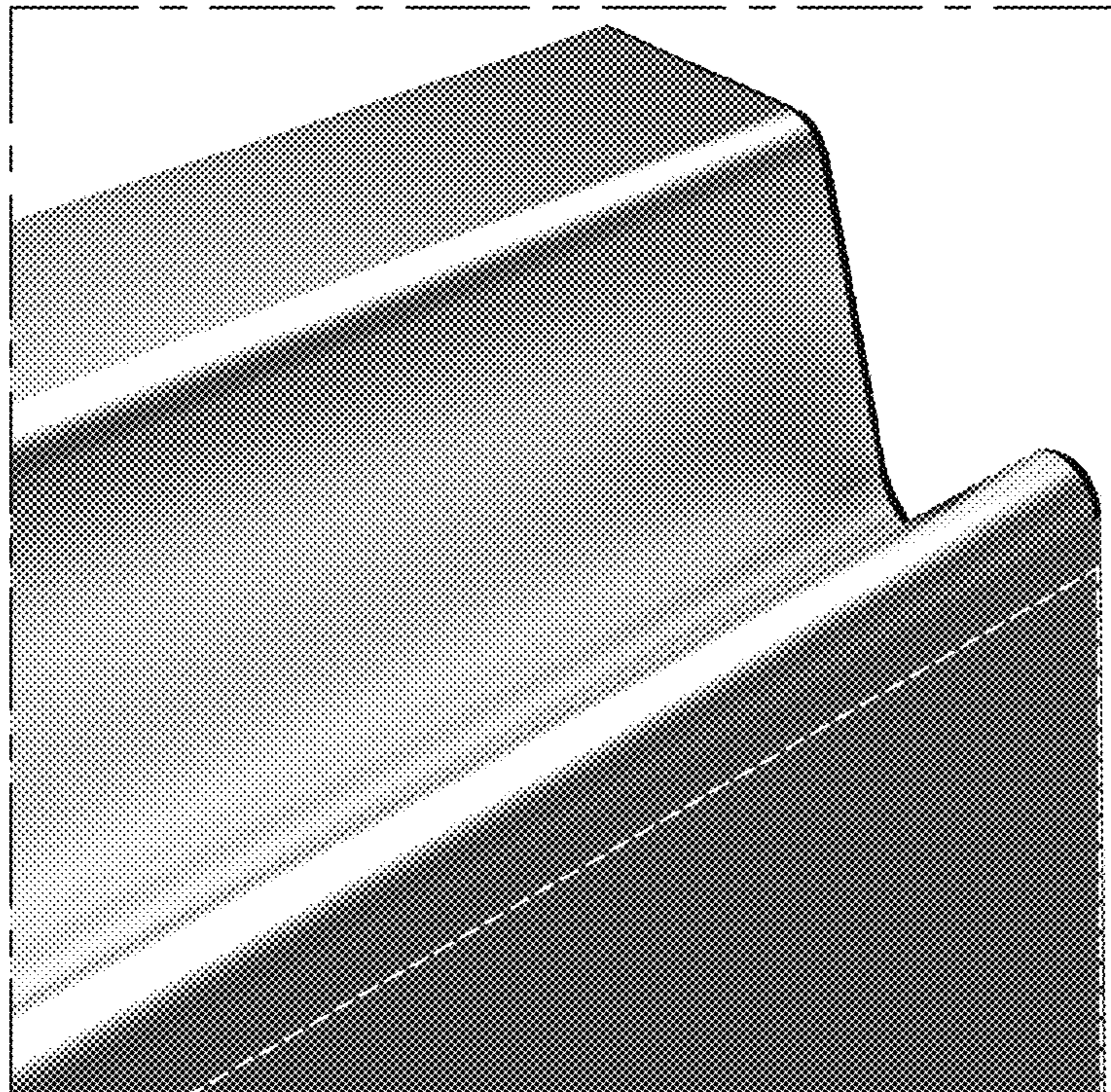




FIG. 8

