



US00D754137S

(12) **United States Design Patent**
Ozolins et al.

(10) **Patent No.:** **US D754,137 S**

(45) **Date of Patent:** **** Apr. 19, 2016**

(54) **KEYBOARD**

(71) Applicant: **BLOOMBERG FINANCE L.P.**, New York, NY (US)

(72) Inventors: **Helmars E. Ozolins**, Orient, NY (US);
Avram Kaufman, New York, NY (US);
Adam Goldsmith, Larchmont, NY (US);
Sean Roarty, Ossining, NY (US); **Sigrid G. Moeslinger**, New York, NY (US);
Masamichi Udagawa, New York, NY (US)

(73) Assignee: **Bloomberg Finance L.P.**, New York, NY (US)

(**) Term: **14 Years**

(21) Appl. No.: **29/511,917**

(22) Filed: **Dec. 15, 2014**

(51) **LOC (10) Cl.** **14-02**

(52) **U.S. Cl.**
USPC **D14/455**

(58) **Field of Classification Search**
USPC D14/240, 138, 318, 341, 391-399, 443,
D14/455, 456; D18/1, 2, 7, 11; 178/17 A,
178/17 C; 200/5 A, 5 R, 6 A, 6 R; 235/145 A,
235/145 R; 341/20-23; 345/156, 160, 168,
345/169, 173; 361/679.08, 679.09,
361/679.11-679.19; 400/484-489, 492,
400/472
CPC G06F 1/16; G06F 1/1616; G06F 1/162;
G06F 1/1601; G06F 1/1626; G06F 3/021;
G09B 13/04; H03M 11/00; H03K 17/94;
H05K 5/00; H01H 3/125; H01H 13/705;
B41J 5/105

See application file for complete search history.

(56) **References Cited**

U.S. PATENT DOCUMENTS

5,439,304 A *	8/1995	Phillips	B41J 5/105 400/485
D516,070 S *	2/2006	Ozolins	D14/391
7,046,234 B2 *	5/2006	Ozolins	G06F 3/021 345/168
D528,117 S *	9/2006	Shimizu	D14/391
D579,450 S *	10/2008	Ozolins	D14/391
D599,349 S *	9/2009	Meyer	D14/391

* cited by examiner

Primary Examiner — Freda S Nunn

(74) *Attorney, Agent, or Firm* — Chiesa Shahinian & Giantomasi PC

(57) **CLAIM**

The ornamental design for a keyboard, as shown and described.

DESCRIPTION

FIG. 1 is a front perspective view of a keyboard according to our design;
FIG. 2 is a front view thereof;
FIG. 3 is a top view thereof;
FIG. 4 is a rear view thereof;
FIG. 5 is a bottom view thereof;
FIG. 6 is a left side view thereof;
FIG. 7 is a right side view thereof; and,
FIG. 8 is a rear perspective view thereof.
Any broken lines shown in the drawings are for illustrative purposes only and do not form a part of the claimed design.

1 Claim, 4 Drawing Sheets

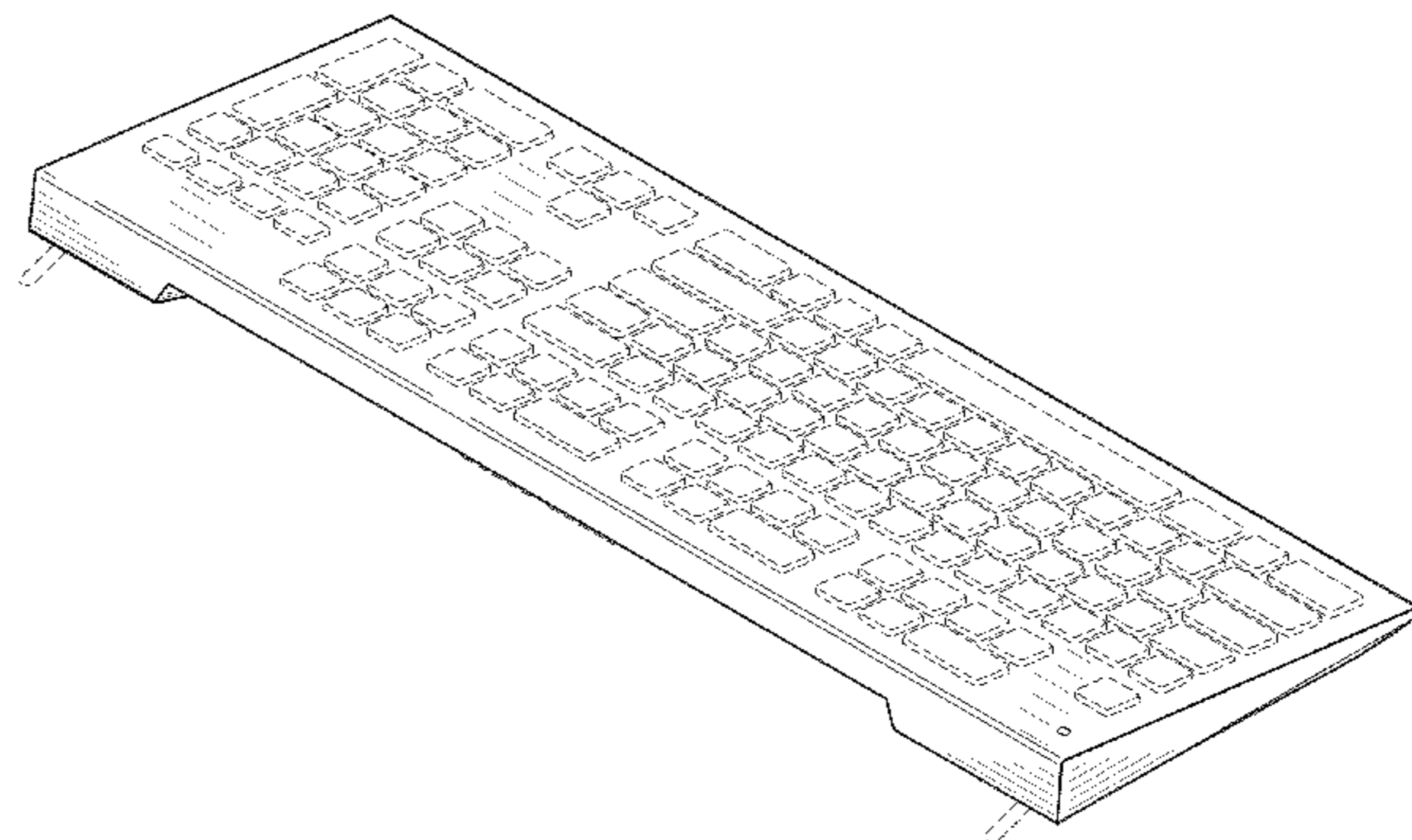
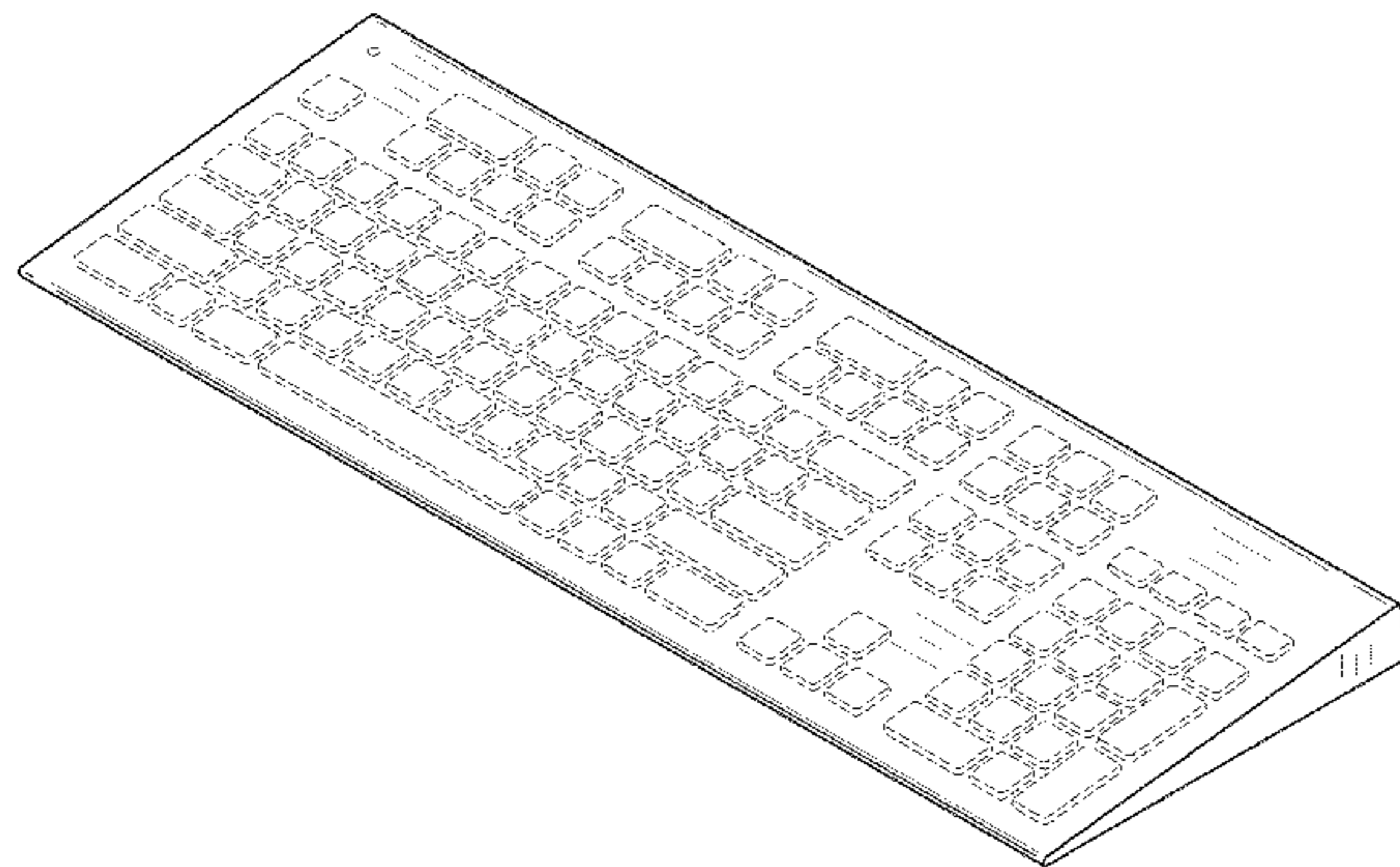


FIG. 1

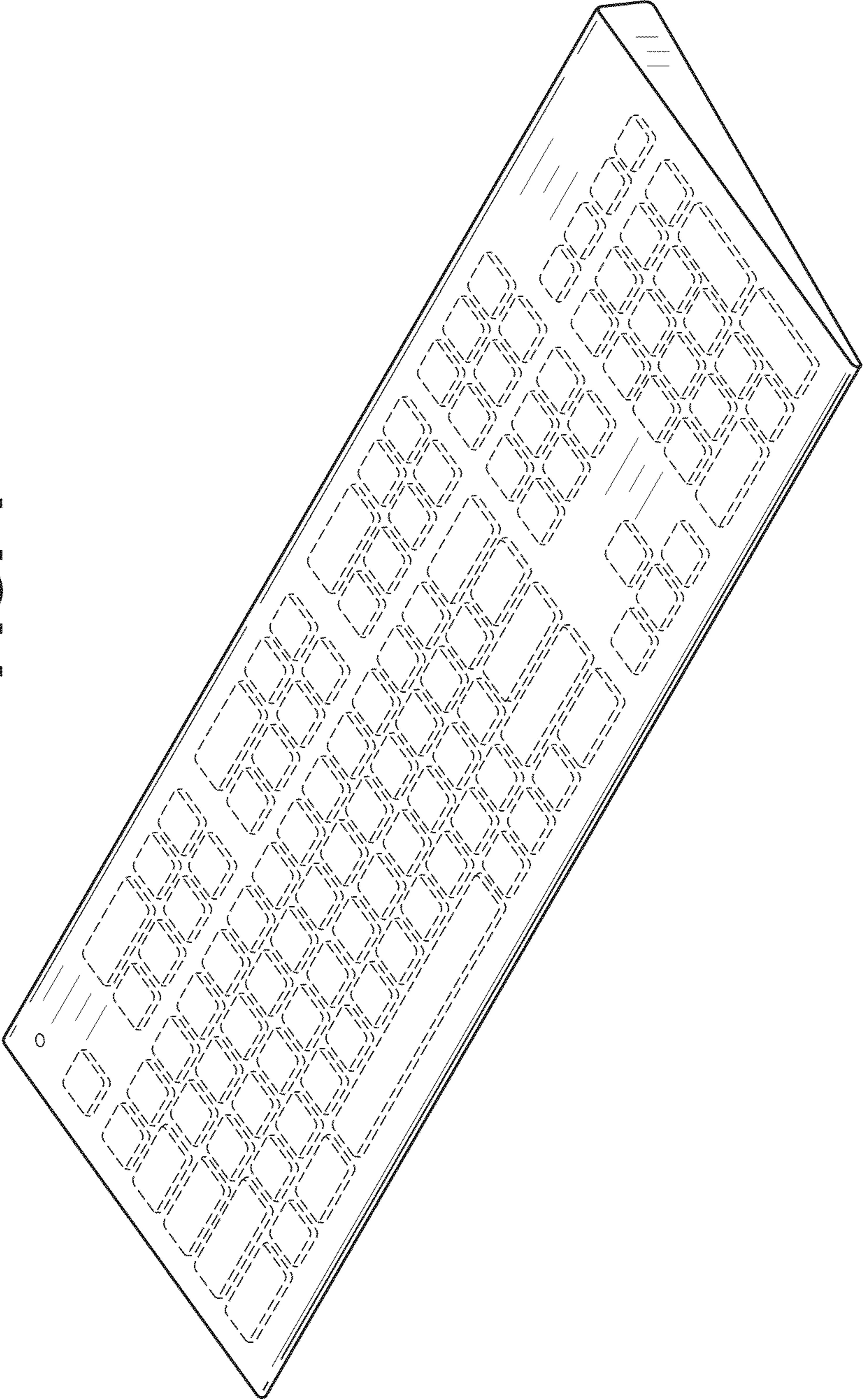


FIG. 2

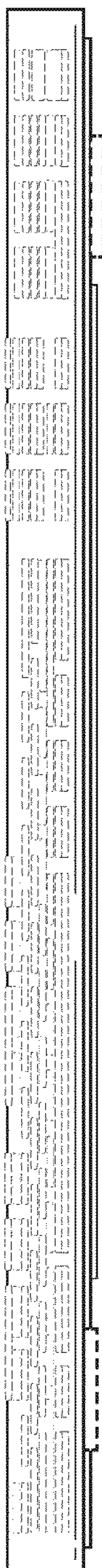


FIG. 3




FIG. 4

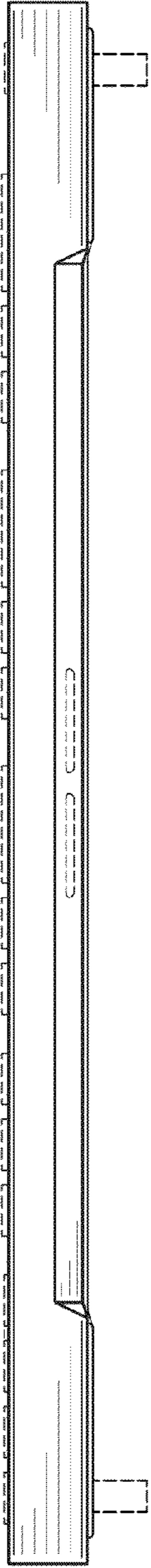


FIG. 5




FIG. 7

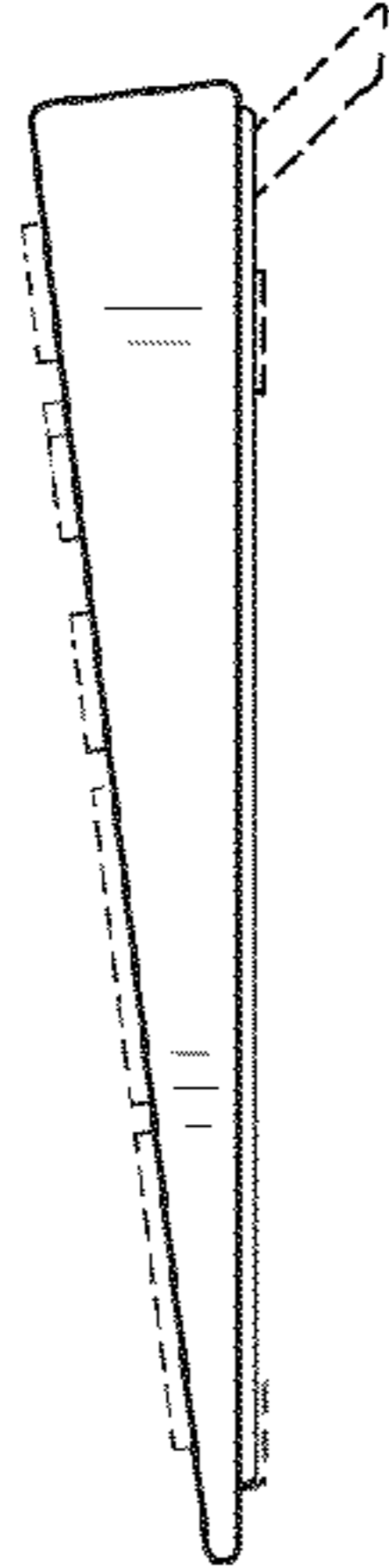


FIG. 6

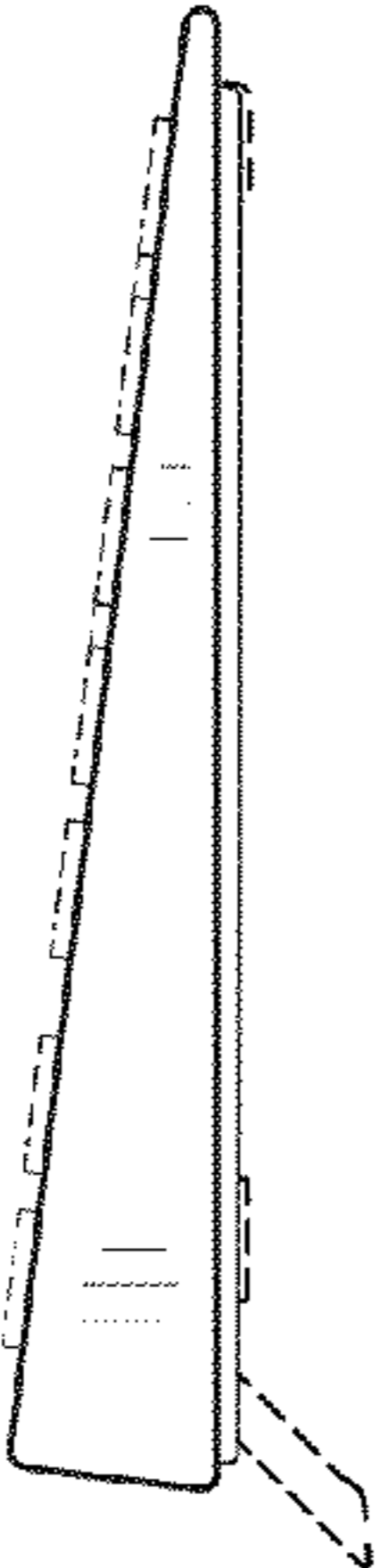


FIG. 8

