



US00D754121S

(12) **United States Design Patent**
Chuang et al.

(10) **Patent No.:** **US D754,121 S**
(45) **Date of Patent:** **** Apr. 19, 2016**

(54) **NOTEBOOK**

(71) Applicant: **Quanta Computer Inc.**, Taoyuan (TW)

(72) Inventors: **Pu-Ching Chuang**, Kaohsiung (TW);
Chang-Ta Miao, Taipei (TW);
Gwo-Chyuan Chen, Taipei (TW);
Chih-Kang Ting, New Taipei (TW)

(73) Assignee: **QUANTA COMPUTER INC.**, Taoyuan (TW)

(**) Term: **14 Years**

(21) Appl. No.: **29/515,351**

(22) Filed: **Jan. 22, 2015**

(30) **Foreign Application Priority Data**

Dec. 3, 2014 (TW) 103307117

(51) **LOC (10) Cl.** **14-02**

(52) **U.S. Cl.**
USPC **D14/315**

(58) **Field of Classification Search**

USPC D14/315-327; D18/1, 2, 7, 11;
235/145 A, 145 R; 341/22, 23; 345/104,
345/156, 168, 169, 173; 361/679.08,
361/679.09, 679.11, 679.26, 679.27
CPC G06F 1/16; G06F 1/1616; G06F 1/1626;
G06F 1/1632; G06F 1/1613; G06F 1/1601;
G06F 1/1618; G06F 1/162; G06F 1/166;
G06F 1/1654; G06F 1/1681; G06F 1/1637;
G06F 1/1688; H01R 35/02; H03M 11/00;
G09B 13/04; H03K 17/94; G09G 5/00;
F16M 11/10; H05K 5/00; H04M 1/0237

See application file for complete search history.

(56) **References Cited**

U.S. PATENT DOCUMENTS

| | | | |
|-------------------|---------|-----------------|---------------------------|
| D491,177 S * | 6/2004 | Andre | D14/318 |
| D606,534 S * | 12/2009 | Hong | D14/315 |
| D624,911 S * | 10/2010 | Lee | D14/315 |
| D674,399 S * | 1/2013 | Welch | D14/455 |
| D676,042 S * | 2/2013 | McManigal | D14/318 |
| D679,705 S * | 4/2013 | McManigal | D14/318 |
| D719,149 S * | 12/2014 | Matsuoka | D14/318 |
| 2011/0242750 A1 * | 10/2011 | Oakley | G06F 1/1637 361/679.27 |
| 2011/0255727 A1 * | 10/2011 | Azuchi | G06F 1/1616 381/333 |
| 2011/0267757 A1 * | 11/2011 | Probst | G06F 1/1616 361/679.09 |

* cited by examiner

Primary Examiner — Freda S Nunn

(74) *Attorney, Agent, or Firm* — Rabin & Berdo, P.C.



(57) **CLAIM**

The ornamental design for a notebook, as shown and described.

DESCRIPTION

FIG. 1 is a perspective view of a notebook showing our new design;
FIG. 2 is a front view thereof;
FIG. 3 is a rear view thereof;
FIG. 4 is a left side view thereof;
FIG. 5 is a right side view thereof;
FIG. 6 is a top view thereof; and
FIG. 7 is a bottom view thereof; and,
FIG. 8 is a perspective view thereof shown in an open state.
The broken lines shown represent unclaimed subject matter and form no part of the claimed design.

1 Claim, 8 Drawing Sheets






Fig. 1




Fig. 2




Fig. 3




Fig. 4



Fig. 5




Fig. 6

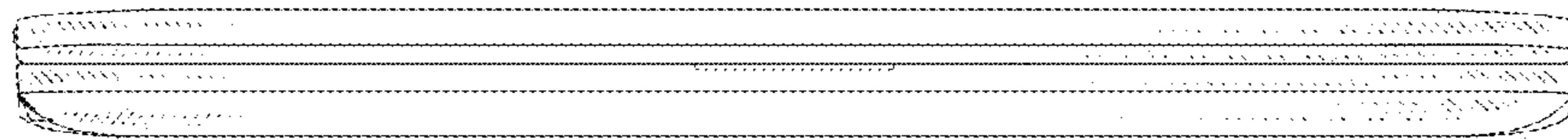


Fig. 7




Fig. 8