



US00D754111S

(12) **United States Design Patent**
Kwak

(10) **Patent No.:** **US D754,111 S**

(45) **Date of Patent:** **** Apr. 19, 2016**

(54) **COVER FOR DATA RELAY DEVICE**

(56) **References Cited**

(71) Applicant: **SAMSUNG ELECTRONICS CO., LTD.**, Suwon-si (KR)

U.S. PATENT DOCUMENTS

(72) Inventor: **Jihee Kwak**, Seoul (KR)

D342,523	S	*	12/1993	Morgan et al.	D14/250
D364,618	S	*	11/1995	Somoza	D14/142
5,901,220	A	*	5/1999	Garver et al.	379/399.01
D438,532	S	*	3/2001	Gargani et al.	D14/240
D450,686	S	*	11/2001	Beaumont et al.	D14/140.2
D454,544	S	*	3/2002	Takach et al.	D13/152
D471,182	S	*	3/2003	Cheung	D14/240
D473,221	S	*	4/2003	Gargani et al.	D14/240
D543,514	S	*	5/2007	Katz	D13/184
D637,162	S	*	5/2011	Bridgman	D13/152
D655,280	S	*	3/2012	MacManus et al.	D14/240

(73) Assignee: **SAMSUNG ELECTRONICS CO., LTD.** (KR)

(**) Term: **14 Years**

* cited by examiner

(21) Appl. No.: **29/501,498**

Primary Examiner — Bridget L Eland

(22) Filed: **Sep. 4, 2014**

(74) *Attorney, Agent, or Firm* — Cantor Colburn LLP

(30) **Foreign Application Priority Data**

(57) **CLAIM**

Jul. 16, 2014 (KR) 30-2014-0034861

The ornamental design for a cover for data relay device, as shown and described.

(51) **LOC (10) Cl.** **14-03**

DESCRIPTION

(52) **U.S. Cl.**

USPC **D14/240**

FIG. 1 is a perspective view of a cover for data relay device, showing my new design;

(58) **Field of Classification Search**

USPC D14/240, 242, 357, 358, 140-140.9, D14/155, 137, 139, 243, 433

FIG. 2 is a front view thereof;

FIG. 3 is a rear view thereof;

FIG. 4 is a side view thereof;

FIG. 5 is another side view thereof;

FIG. 6 is a top view thereof; and,

FIG. 7 is a bottom view thereof.

The broken lines in the figures show portions of the cover for data relay device which form no part of the claimed design.

CPC H04L 12/00; H03K 17/00; H04W 88/00; H04W 88/005; H04W 88/02; H04W 88/08; H04W 88/085; H04W 88/10; H04W 88/12; H04W 88/14; H04B 1/38

See application file for complete search history.

1 Claim, 7 Drawing Sheets

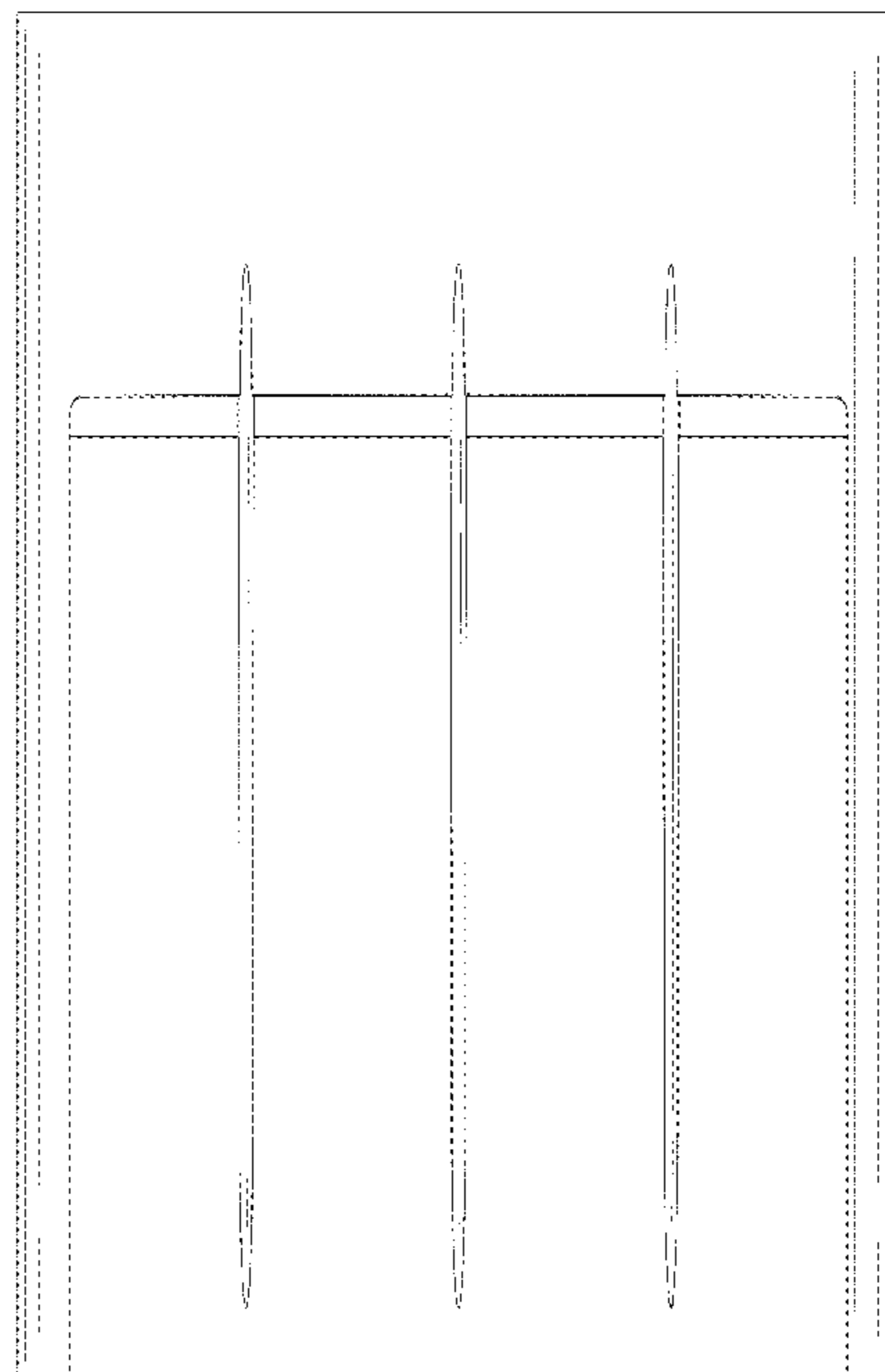
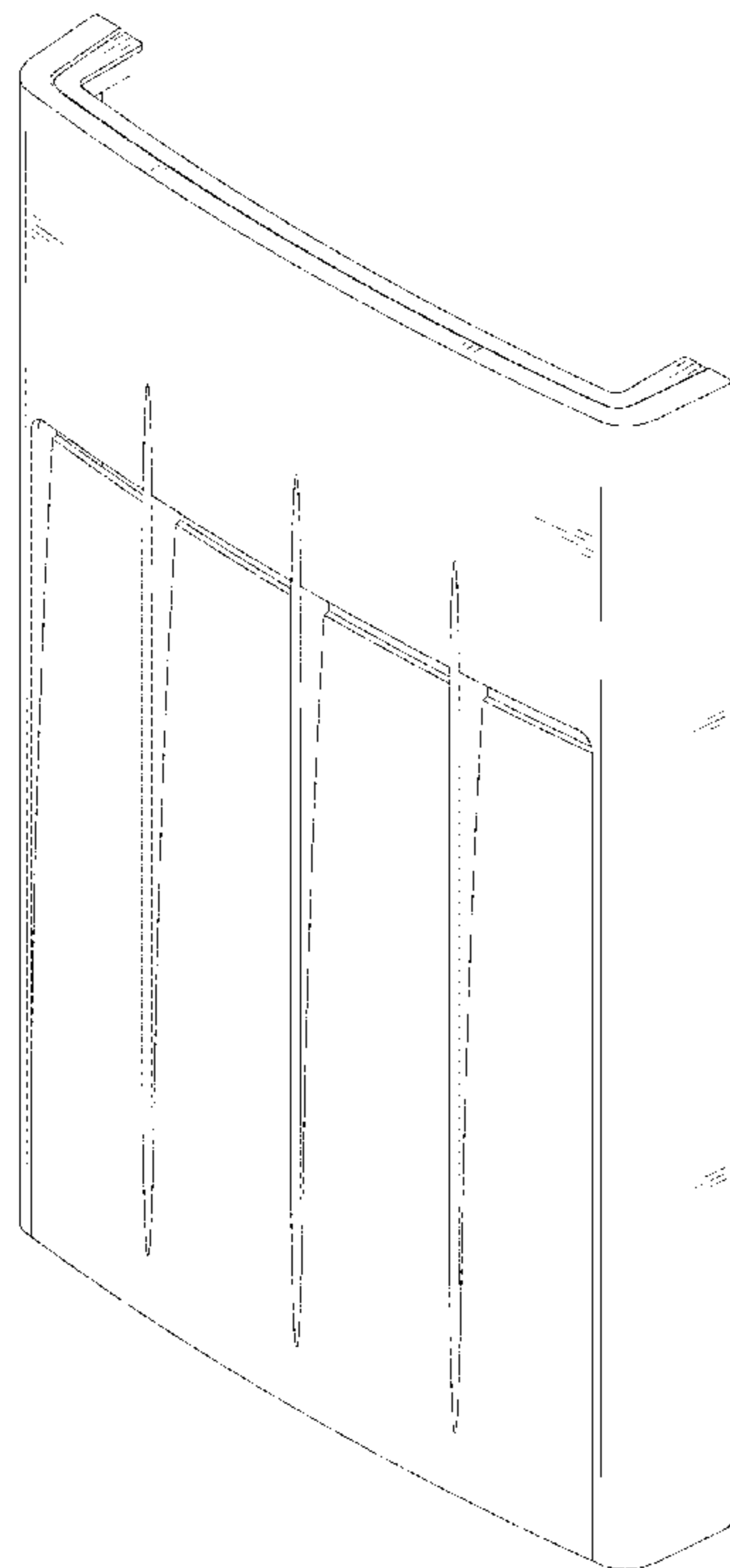


FIG. 1




FIG. 2

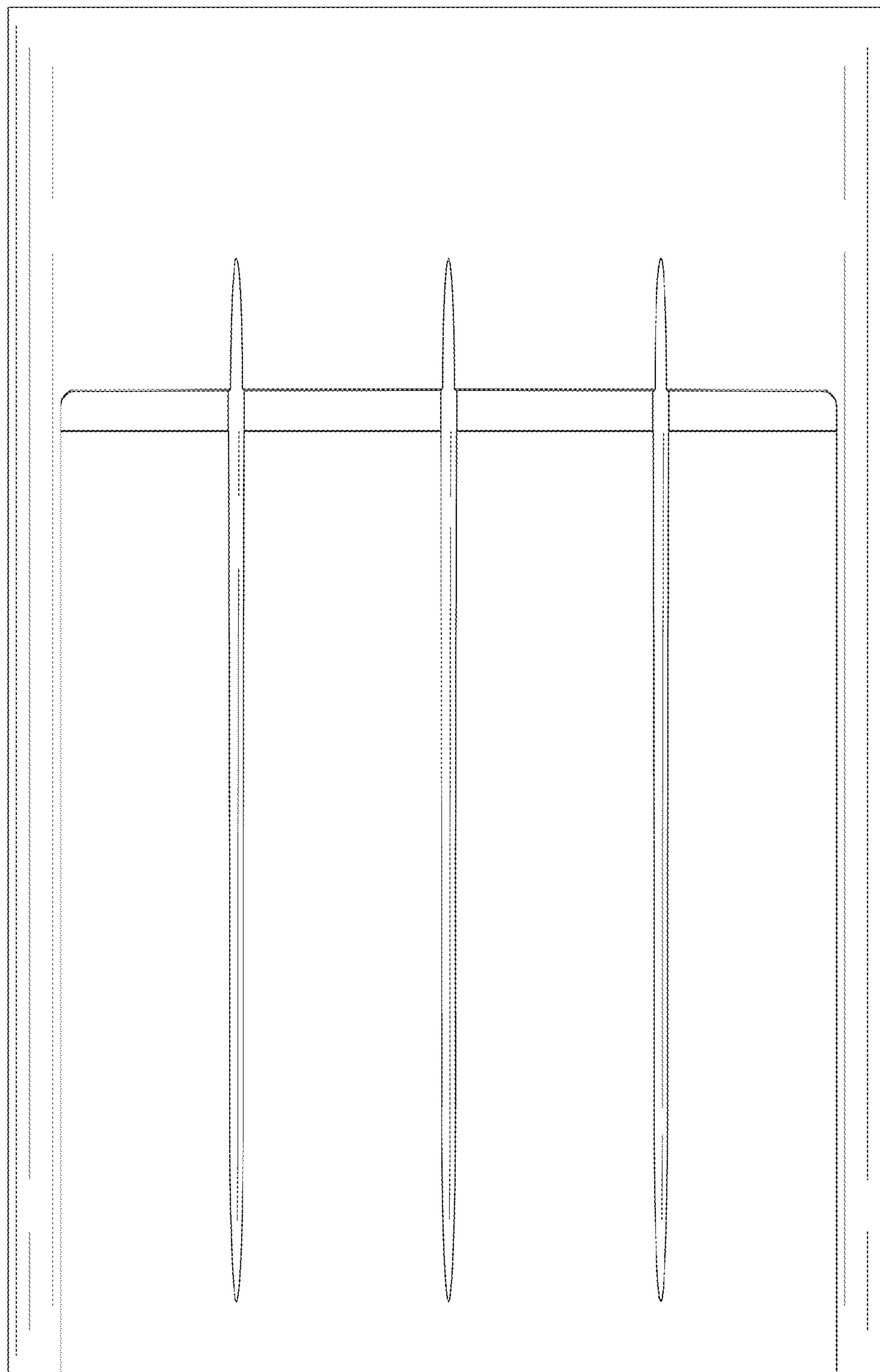


FIG. 3

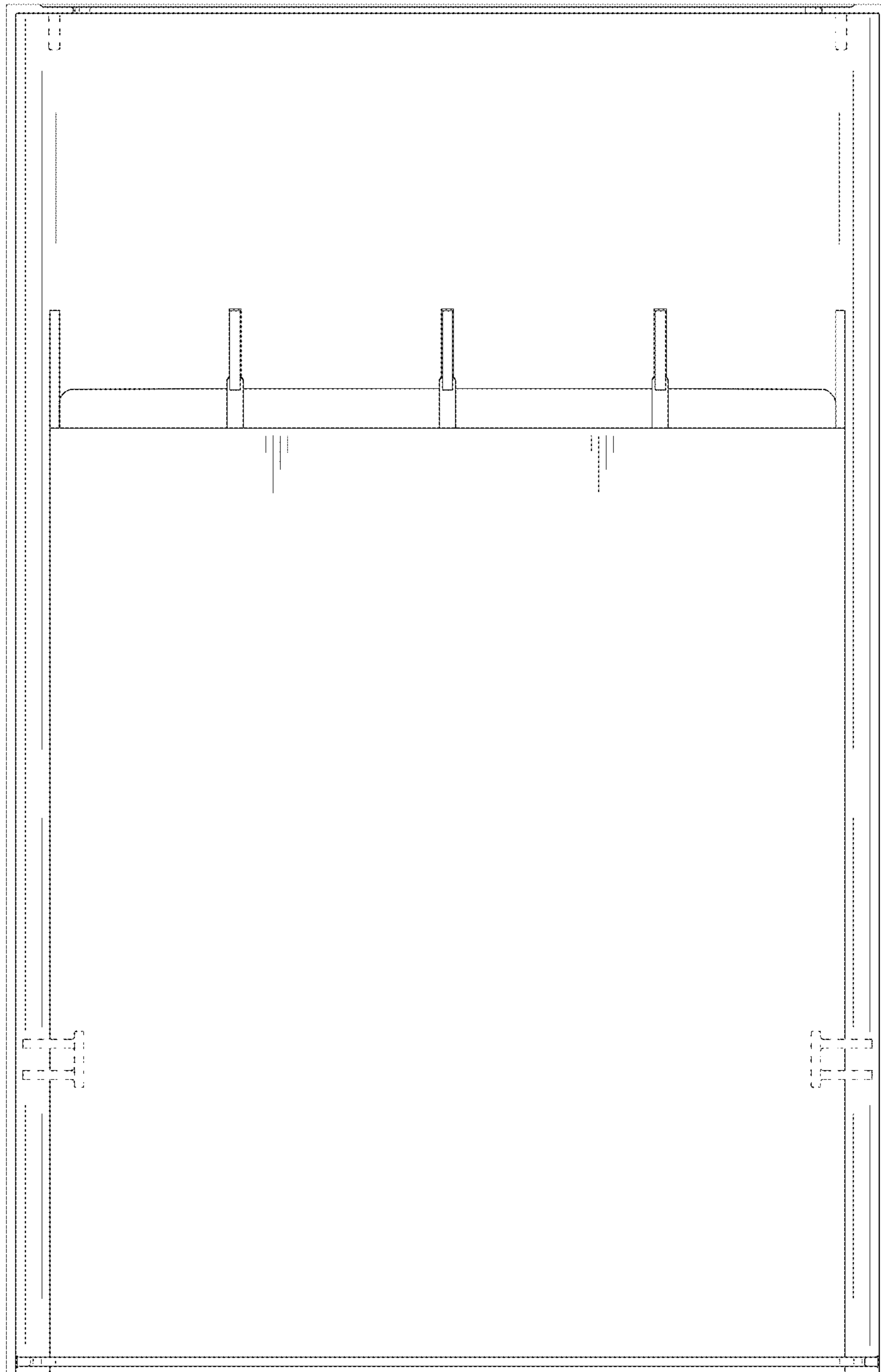


FIG. 4

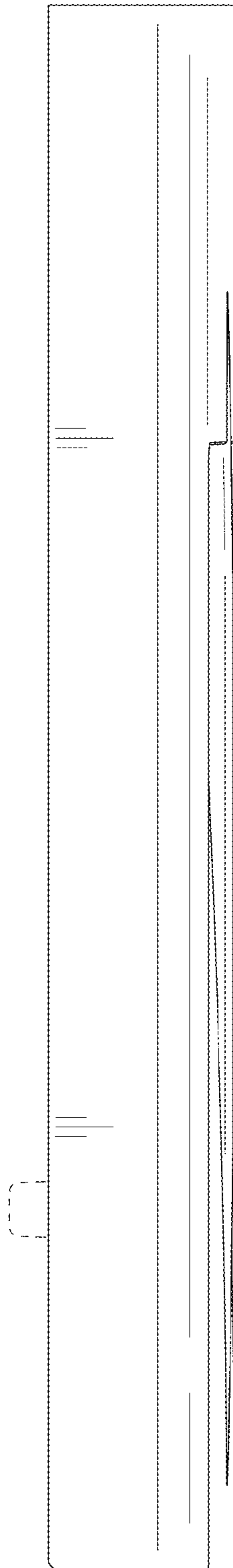


FIG. 5




FIG. 6

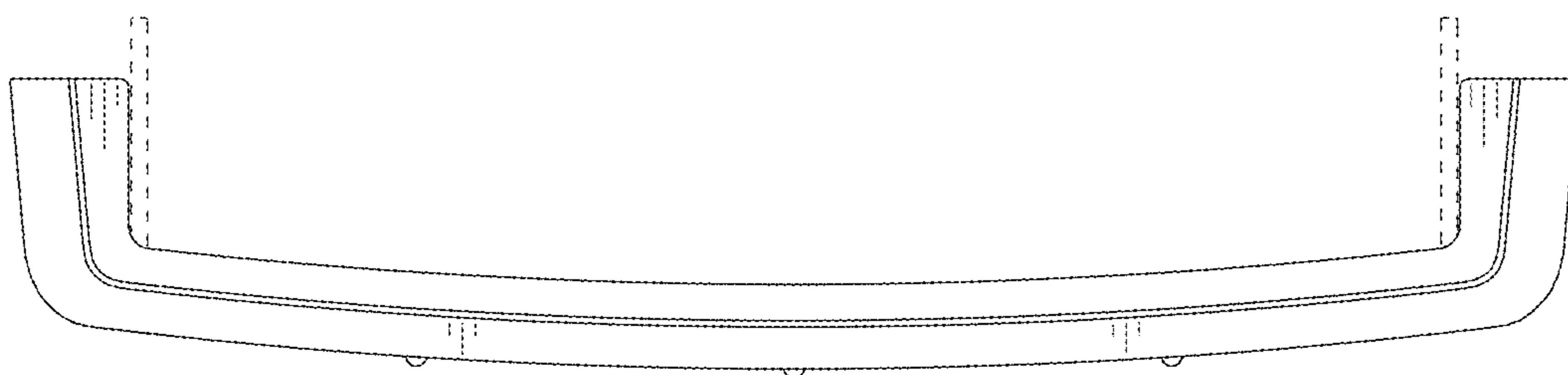


FIG. 7

