



US00D754107S

(12) **United States Design Patent**
Nabavi

(10) **Patent No.:** **US D754,107 S**

(45) **Date of Patent:** **** Apr. 19, 2016**

(54) **PAYLOAD ENCLOSURE**

D387,772 S * 12/1997 Steinberg D14/230
D506,749 S * 6/2005 Sullivan et al. D14/230

(75) Inventor: **Shahram Nabavi**, North York (CA)

* cited by examiner

(73) Assignee: **Redline Communications, Inc.**,
Markham (CA)

Primary Examiner — John Windmuller

(74) *Attorney, Agent, or Firm* — Nixon Peabody LLP

(**) Term: **14 Years**

(57) **CLAIM**

I claim the ornamental design for a “payload enclosure,” as shown and described.

(21) Appl. No.: **29/430,918**

DESCRIPTION

(22) Filed: **Aug. 31, 2012**

(51) **LOC (10) Cl.** **14-03**

(52) **U.S. Cl.**
USPC **D14/230; D14/233**

FIG. 1 is a front perspective view of a payload enclosure having three sections and housing combinations of radio equipment, antenna(e), lighting system(s), or security system(s).

FIG. 2 is a rear perspective view of the payload enclosure shown in FIG. 1.

FIG. 3 is a top plan view of the payload enclosure shown in FIG. 1.

FIG. 4 is a front plan view of the payload enclosure shown in FIG. 1.

(58) **Field of Classification Search**

USPC D14/218, 455; D13/168; D21/566;
D10/104, 106; 345/169; 348/14.05,
348/114, 211.99, 734; 340/825.24; 341/22;
455/92, 95, 128, 151.1–151.4, 352,
455/355, FOR. 121; 700/65

See application file for complete search history.

FIG. 5 is a side plan view of the payload enclosure shown in FIG. 1. The non-illustrated side of the payload enclosure is a mirror image of the illustrated side of the payload enclosure shown in FIG. 5; and,

FIG. 6 is a bottom plan view of the payload enclosure shown in FIG. 1.

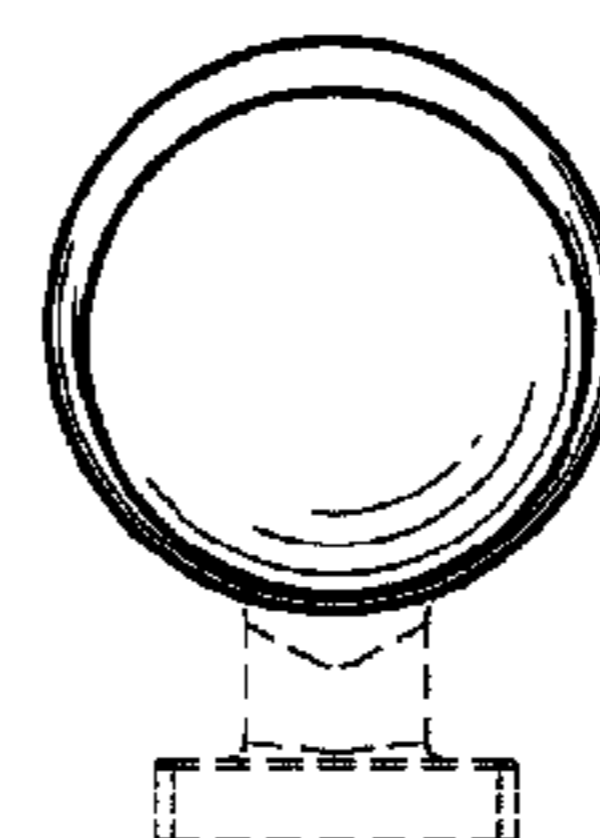
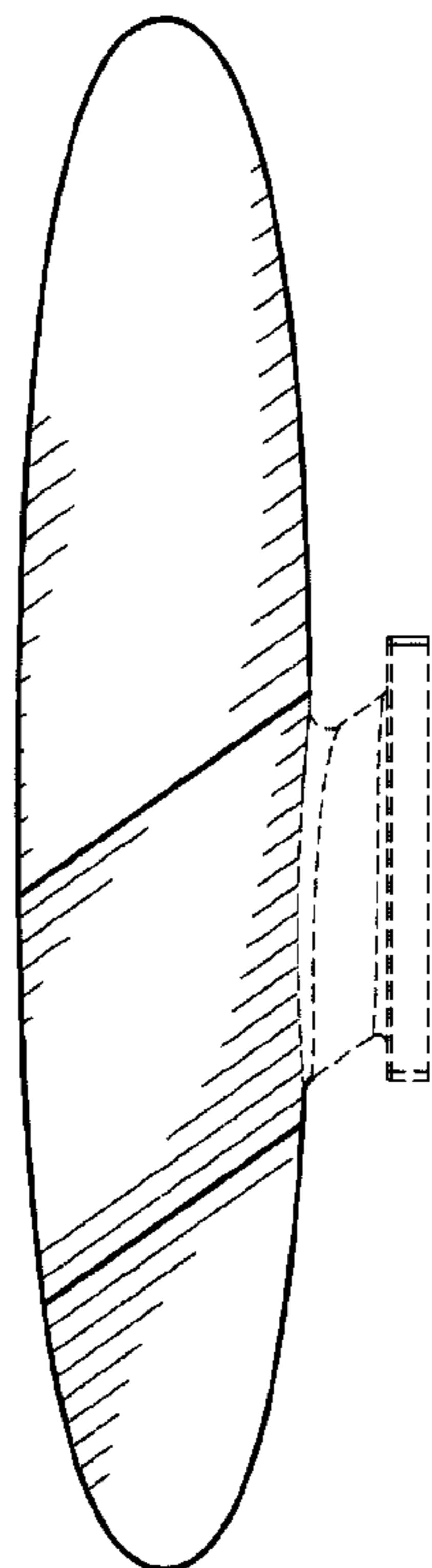
The broken lines are only for illustrative purposes to show environmental structure and form no part of the claimed invention. Any surface shading is used solely to show the character or contour of the surfaces represented.

(56) **References Cited**

U.S. PATENT DOCUMENTS

D98,652 S * 2/1936 Lehmann D14/236
2,564,675 A * 8/1951 Crook 219/748
3,172,113 A * 3/1965 Heinard et al. 343/771
3,175,220 A * 3/1965 Schetne 343/872

1 Claim, 2 Drawing Sheets



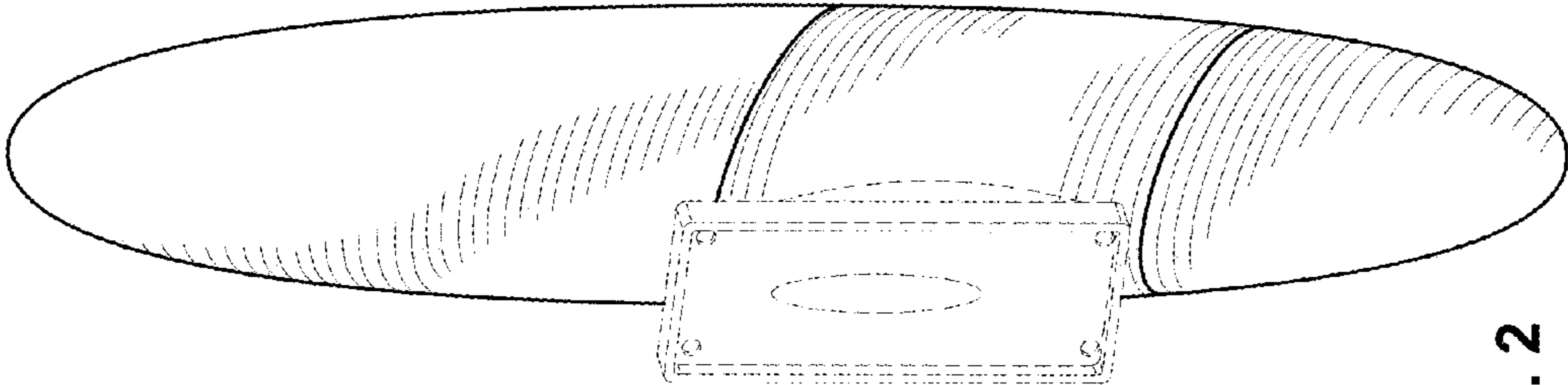


FIG. 2

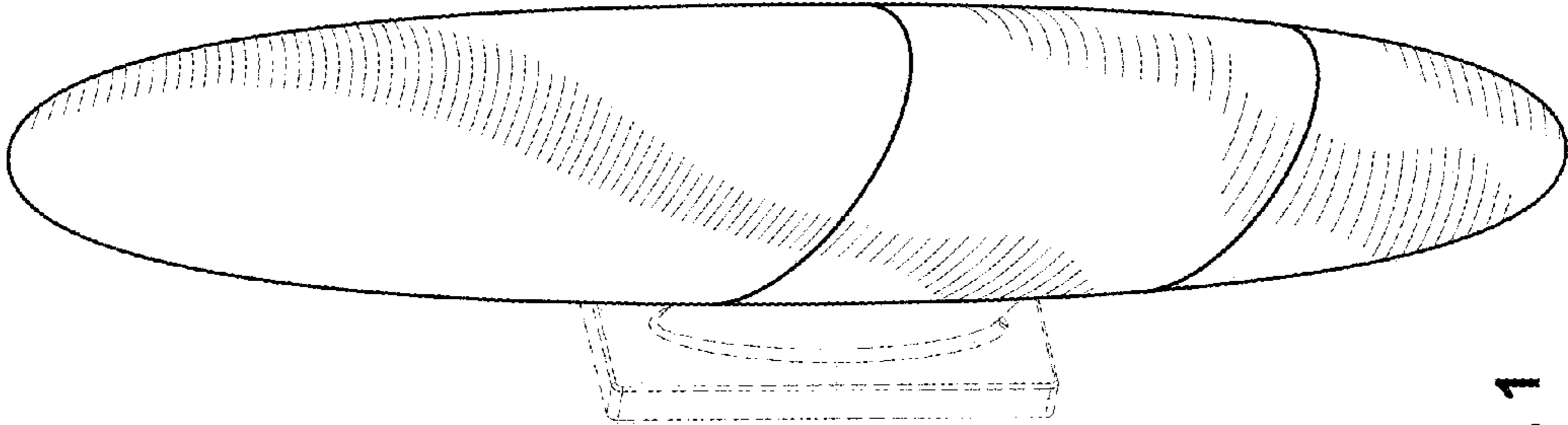


FIG. 1

FIG. 3

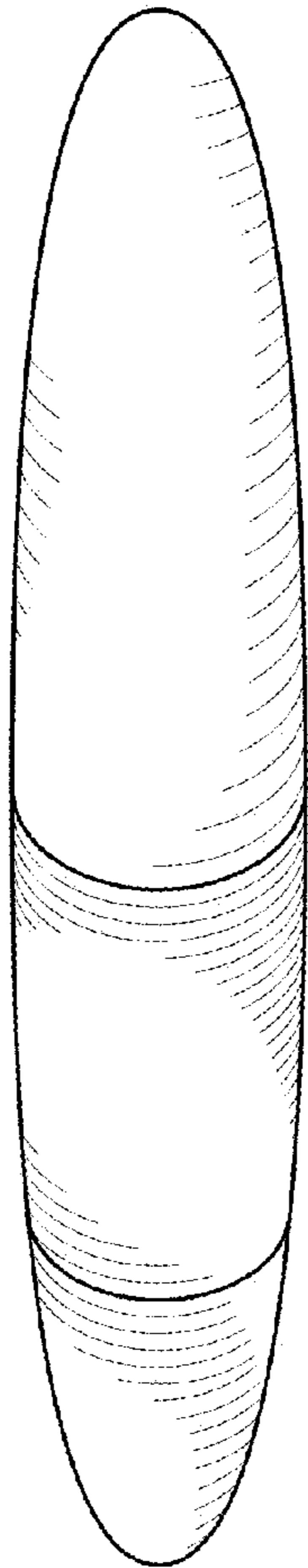
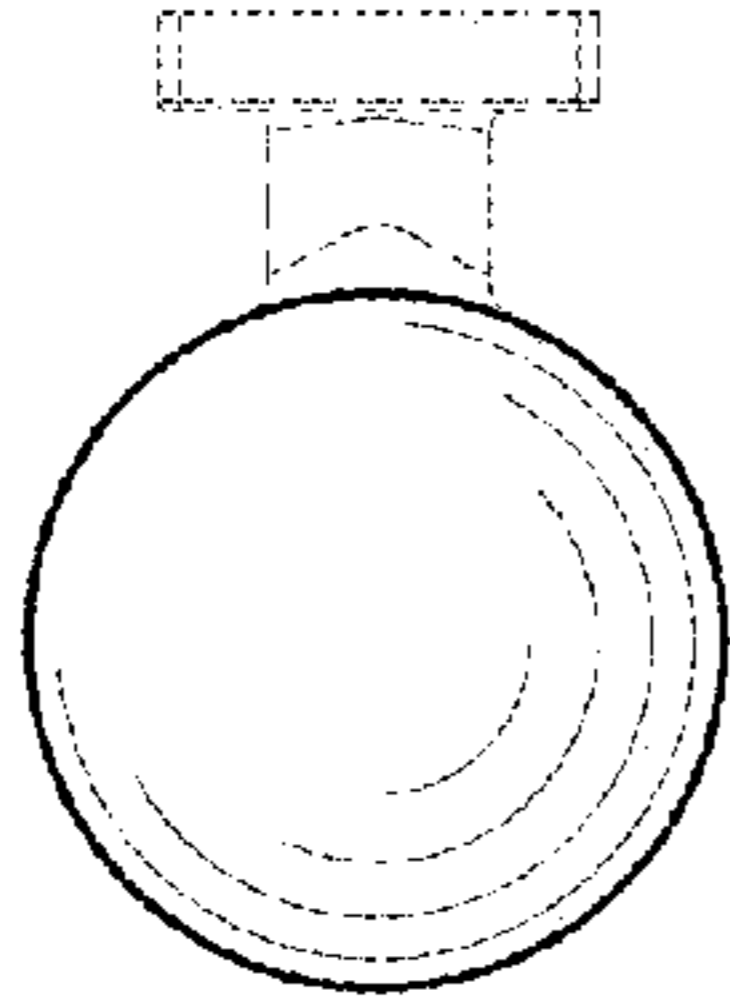


FIG. 4

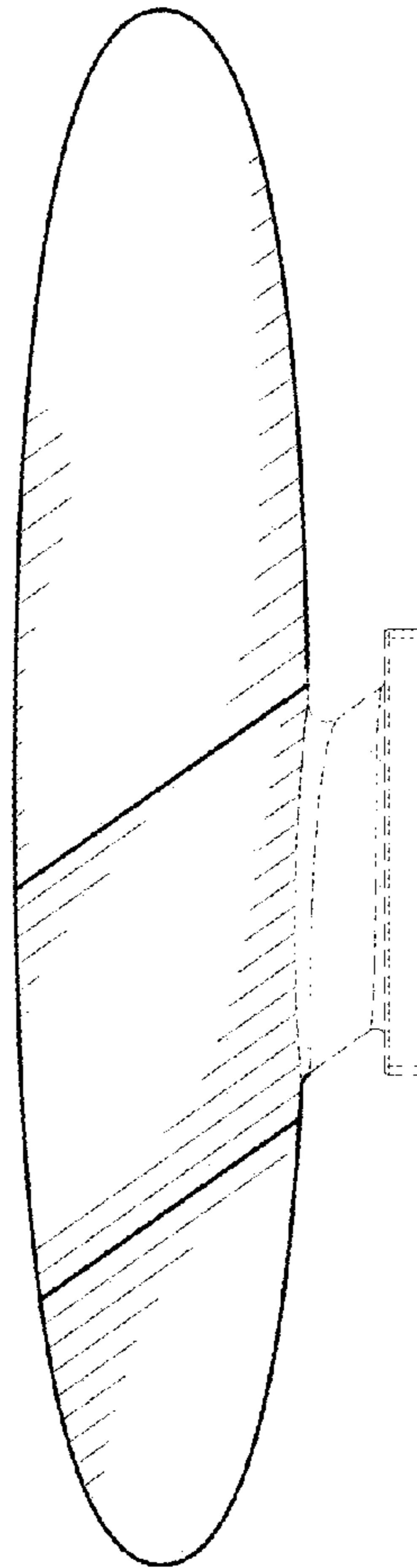


FIG. 5

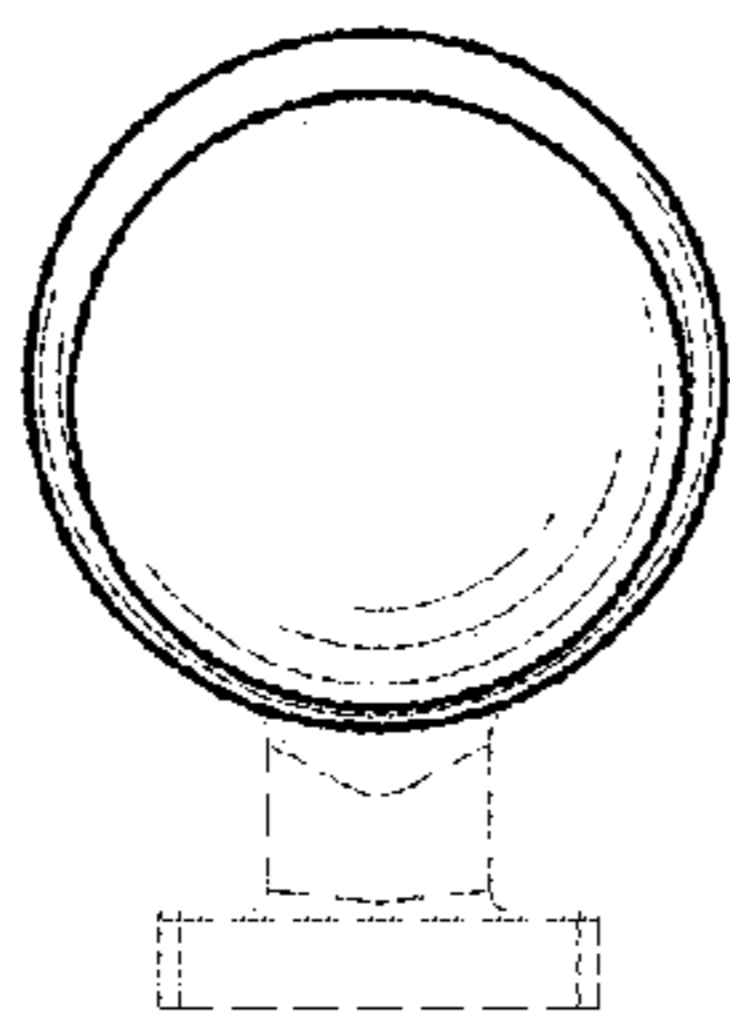


FIG. 6