



US00D754102S

(12) **United States Design Patent**
Sun

(10) **Patent No.:** **US D754,102 S**

(45) **Date of Patent:** **** Apr. 19, 2016**

(54) **SPEAKER**

(71) Applicant: **mondo systems, inc.**, Seongnam-si,
Gyeonggi-do (KR)

(72) Inventor: **Sang Woo Sun**, Seongnam-si (KR)

(73) Assignee: **mondo systems, inc.**, Seongnam-Si,
Gyeonggi-Do (KR)

(**) Term: **14 Years**

(21) Appl. No.: **29/511,769**

(22) Filed: **Dec. 12, 2014**

(51) **LOC (10) Cl.** **14-03**

(52) **U.S. Cl.**
USPC **D14/214**

(58) **Field of Classification Search**
USPC D14/167, 168, 170–172, 188, 194–196,
D14/204, 207, 209.1, 210–216, 219, 221,
D14/222, 224, 496; 181/143, 144, 147, 148,
181/150, 153, 157, 198, 199; 381/300–303,
381/306, 332, 333, 336, 345, 361–364,
381/386–388; 369/6–12

CPC B60R 11/0217; G06F 1/1688; H04M 1/03;
H04M 1/035; H04R 1/02; H04R 1/06; H04R
1/021; H04R 1/025; H04R 1/026; H04R
1/028; H04R 1/105; H04R 1/323; H04R
1/403; H04R 1/2803; H04R 1/2834; H04R
5/02; H04R 7/20; H04R 9/06; H04R 9/025;
H04R 2201/021; H04R 2400/00; H04R
2400/07; H04R 2499/11; H04R 2499/13;
H04R 2499/15; H04S 3/00; H04S 7/30

See application file for complete search history.

(56) **References Cited**

U.S. PATENT DOCUMENTS

D577,743 S *	9/2008	Liu	D14/496
D580,952 S *	11/2008	Liu	D14/496
D583,799 S *	12/2008	Owens	D10/2
D628,091 S *	11/2010	Bulsink	D10/14
D675,190 S *	1/2013	Nylen	D14/215
D678,243 S *	3/2013	McManigal	D14/214
D690,280 S *	9/2013	Schul	D14/168
D695,709 S *	12/2013	Szymanski	D14/214
D699,710 S *	2/2014	Lee	D14/214
D700,527 S *	3/2014	Garrett	D10/15
D721,061 S *	1/2015	Burlingame	D14/216
D725,624 S *	3/2015	Carney	D14/140

* cited by examiner

Primary Examiner — Keli L Hill

(74) *Attorney, Agent, or Firm* — Fenwick & West LLP

(57) **CLAIM**

The ornamental design for a speaker, as shown and described.

DESCRIPTION

FIG. 1 is a perspective view of the speaker, showing my new design.

FIG. 2 is a front view thereof.

FIG. 3 is a rear view thereof.


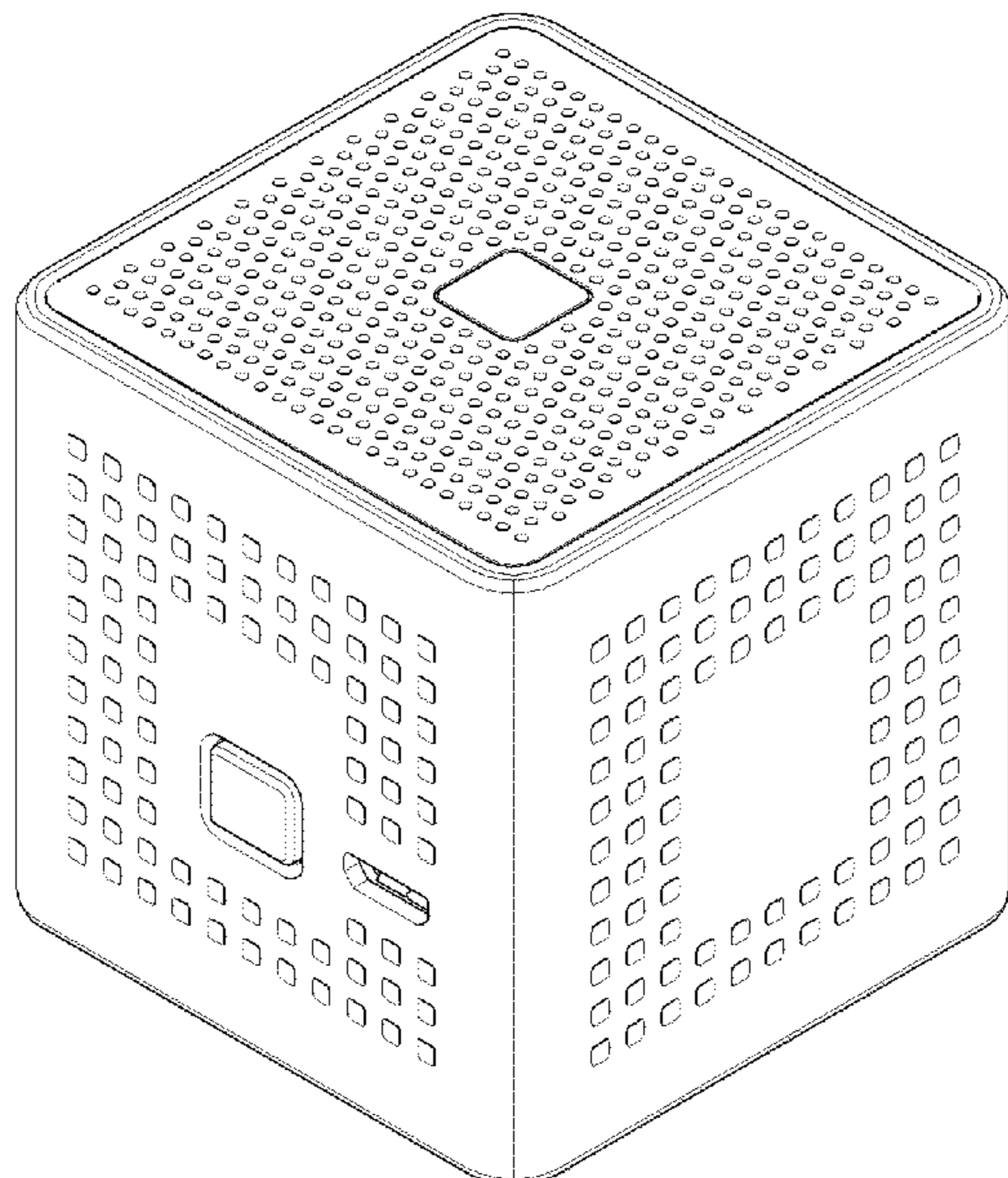
FIG. 4 is a left side view thereof.

FIG. 5 is a right side view thereof.

FIG. 6 is a top view thereof; and,

FIG. 7 is a bottom view thereof.

1 Claim, 7 Drawing Sheets



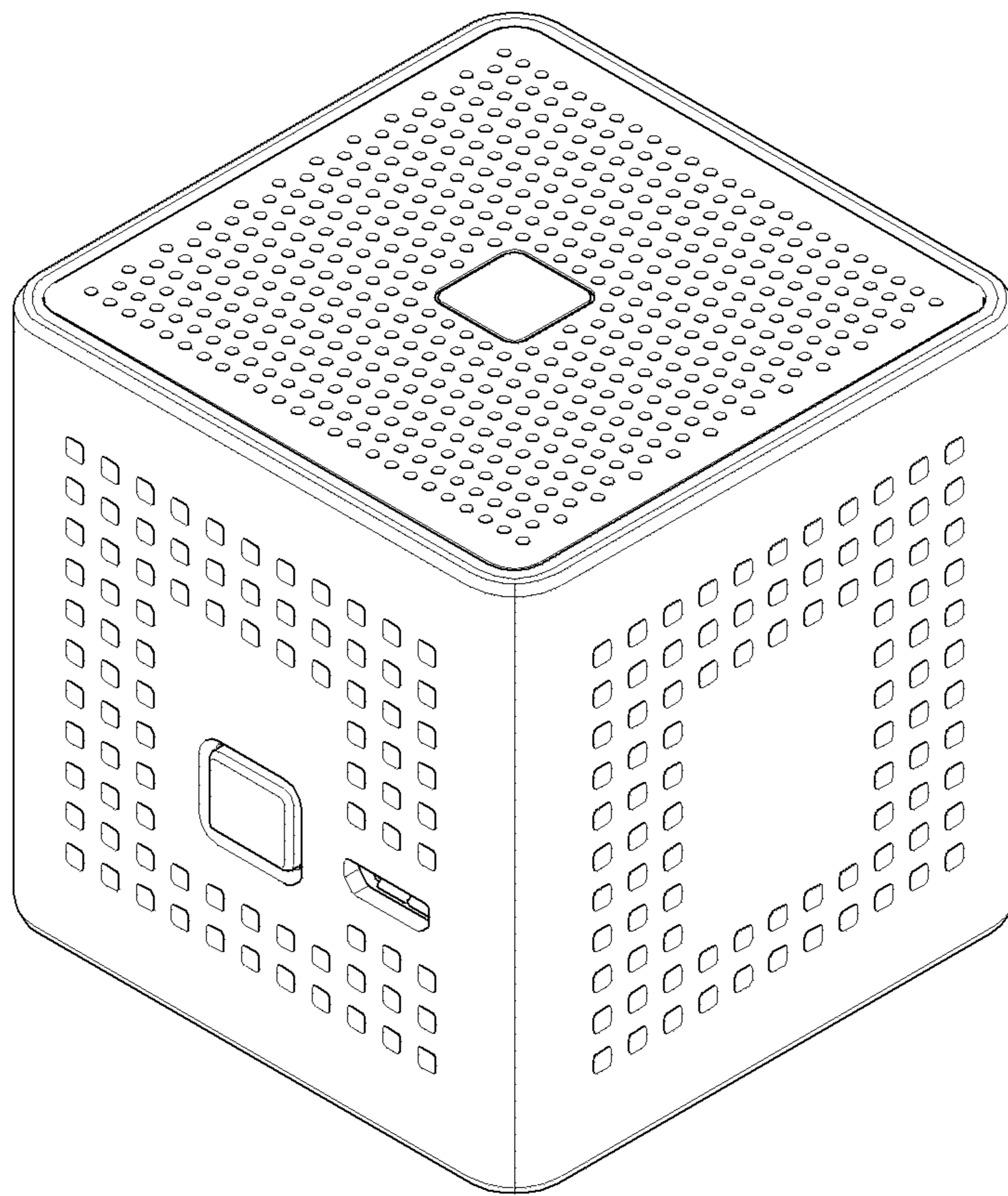


FIG. 1

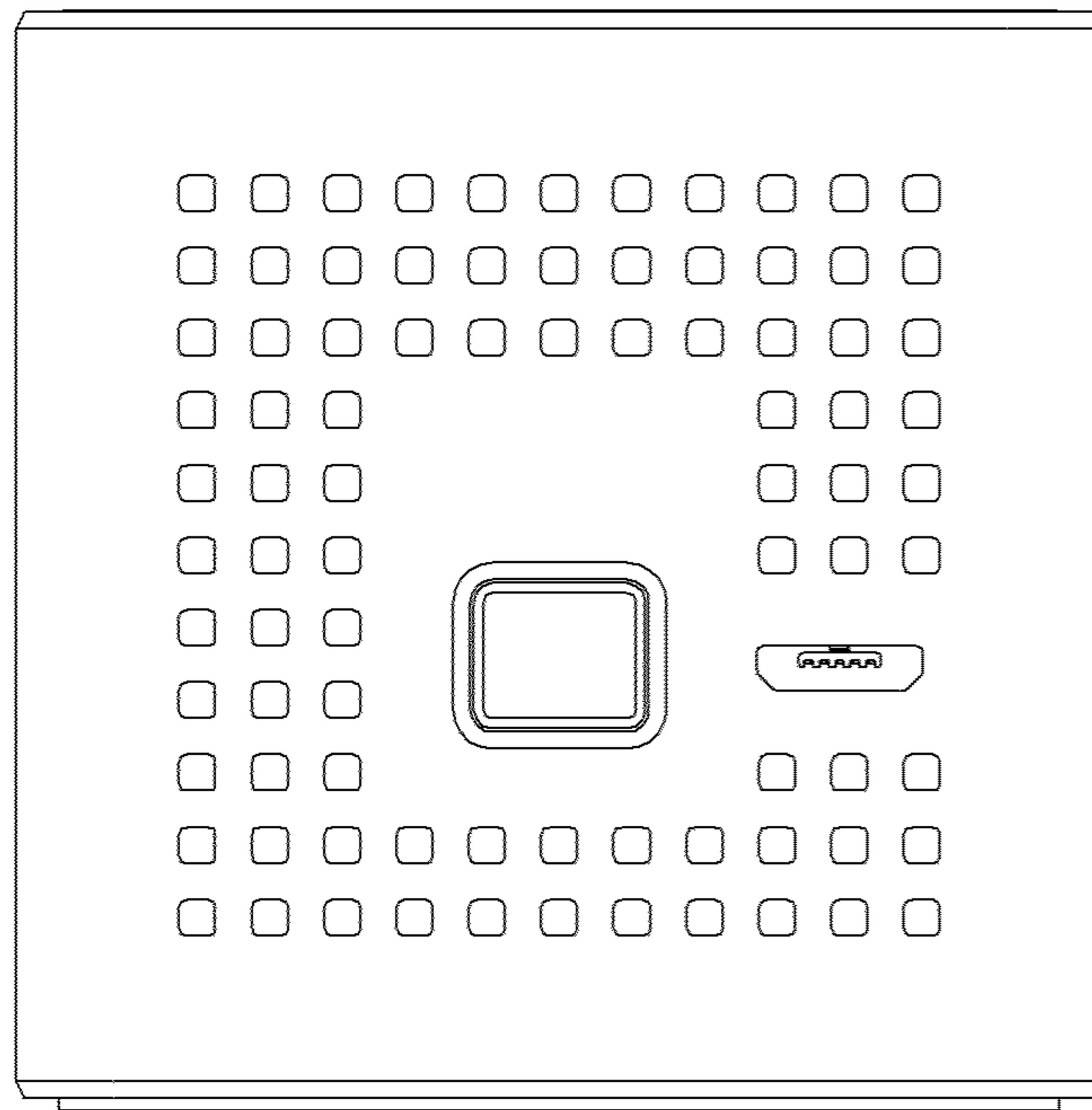


FIG. 2




FIG. 3




FIG. 4




FIG. 5

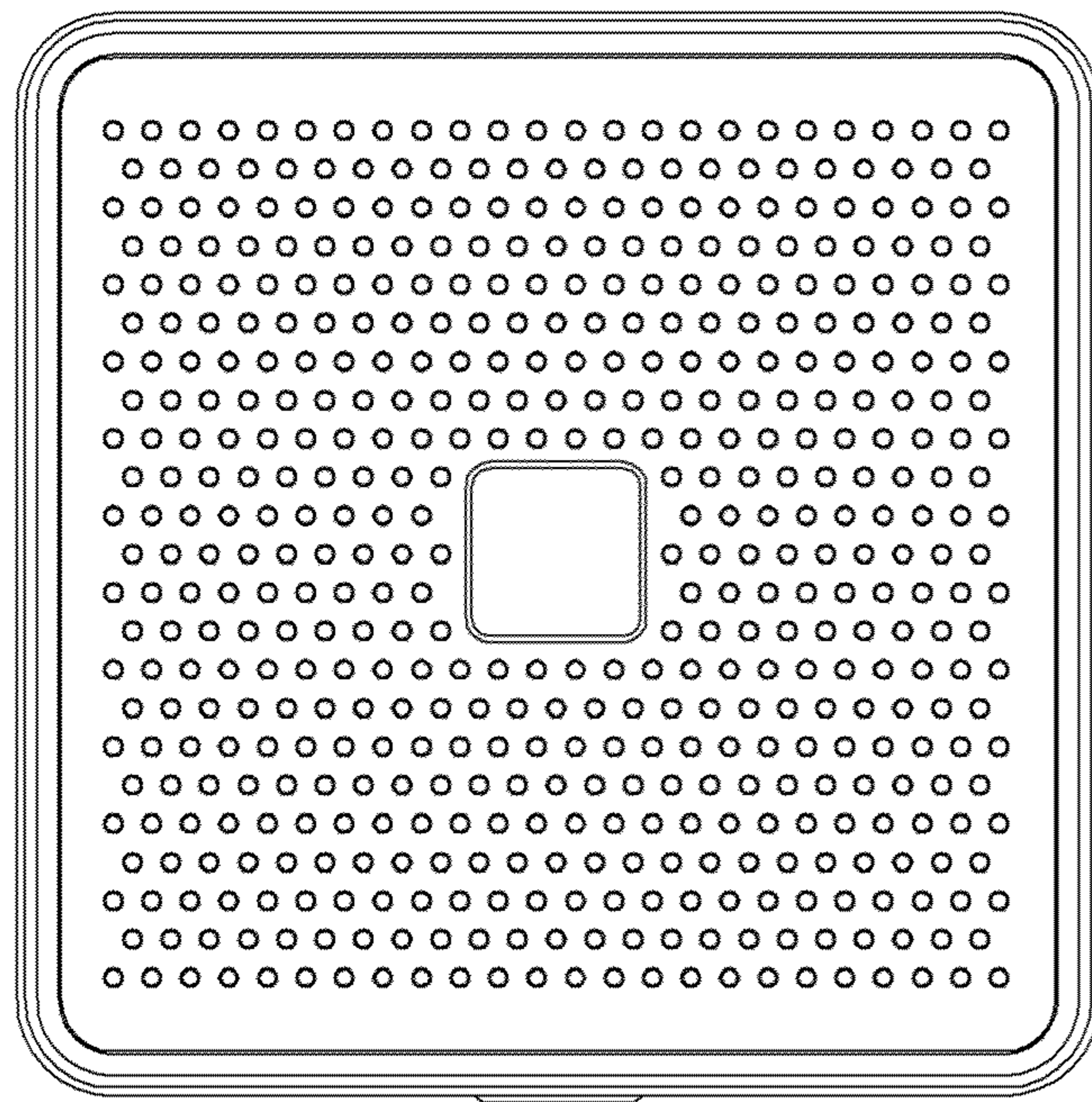


FIG. 6




FIG. 7