



US00D754095S

(12) **United States Design Patent**  
**Cho**

(10) **Patent No.:** **US D754,095 S**

(45) **Date of Patent:** **\*\* Apr. 19, 2016**

(54) **SOUND DEVICE**

(71) Applicant: **Creative Technology Ltd**, Singapore (SG)

(72) Inventor: **Mei San Gigi Cho**, Singapore (SG)

(73) Assignee: **Creative Technology Ltd**, Singapore (SG)

(\*\*) Term: **14 Years**

(21) Appl. No.: **29/500,516**

(22) Filed: **Aug. 26, 2014**

(30) **Foreign Application Priority Data**

Feb. 26, 2014 (SG) ..... D2014/194/Z

(51) **LOC (10) Cl.** ..... **14-03**

(52) **U.S. Cl.**  
USPC ..... **D14/188**; D14/204

(58) **Field of Classification Search**  
USPC ..... D14/167, 168, 170-172, 188, 194,  
D14/203.1-203.3, 204, 207, 209.1,  
D14/210-217, 221, 222, 224, 496; 181/143,  
181/144, 148, 153, 157, 198, 199;  
369/6-12; 381/300-303, 306, 332,  
381/333, 336, 345, 361-364, 366, 386-388  
CPC ..... A47B 81/06; H04R 1/02; H04R 1/021;  
H04R 19/013; H04R 2420/07; H05K 5/00  
See application file for complete search history.

(56) **References Cited**

**U.S. PATENT DOCUMENTS**

D535,307 S \* 1/2007 Yagi ..... D14/157  
D566,685 S \* 4/2008 Koller ..... D14/168

D594,002 S \* 6/2009 Kettula ..... D14/240  
D608,343 S \* 1/2010 Skurdal ..... D14/204  
D630,193 S \* 1/2011 Bennett ..... D14/167  
D655,270 S \* 3/2012 Jain ..... D14/167  
D675,187 S \* 1/2013 Nousiainen ..... D14/204  
D685,348 S \* 7/2013 Szymanski ..... D14/214

**OTHER PUBLICATIONS**

WellPromo.com MP3 Player with LCD Display, announced Jan. 2010, [online], site visited Nov. 12, 2015. Available from Internet, <URL: <http://www.wellpromo.com>>.\*

\* cited by examiner

*Primary Examiner* — Derrick Holland

*Assistant Examiner* — Janice Lim

(74) *Attorney, Agent, or Firm* — Russell Swerdon; Desmond Gean

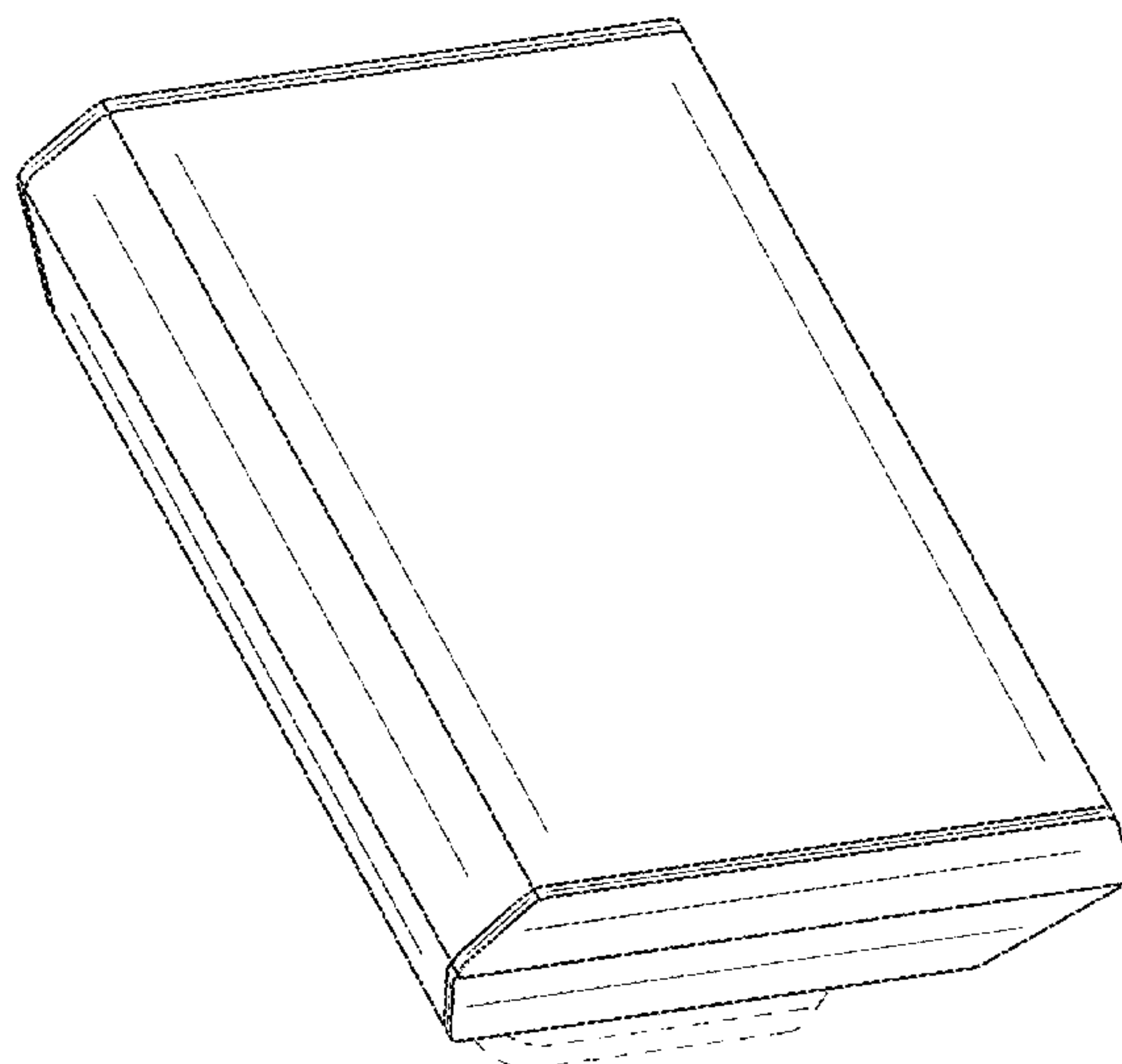
(57) **CLAIM**

The ornamental design for a sound device, substantially as shown and described.

**DESCRIPTION**

FIG. 1 is a front bottom left side perspective view of a sound device showing our new design;  
FIG. 2 is a rear bottom left side perspective view thereof;  
FIG. 3 is a front elevational view thereof;  
FIG. 4 is a rear elevational view thereof;  
FIG. 5 is a left side elevational view thereof;  
FIG. 6 is a right side elevational view thereof;  
FIG. 7 is a top plan view thereof; and,  
FIG. 8 is a bottom plan view thereof.  
The broken line portions of FIGS. 1, 2, and 4-8 are included to show unclaimed subject matter only and form no part of the claimed design.

**1 Claim, 8 Drawing Sheets**






FIG. 1




FIG. 2




FIG. 3




FIG. 4

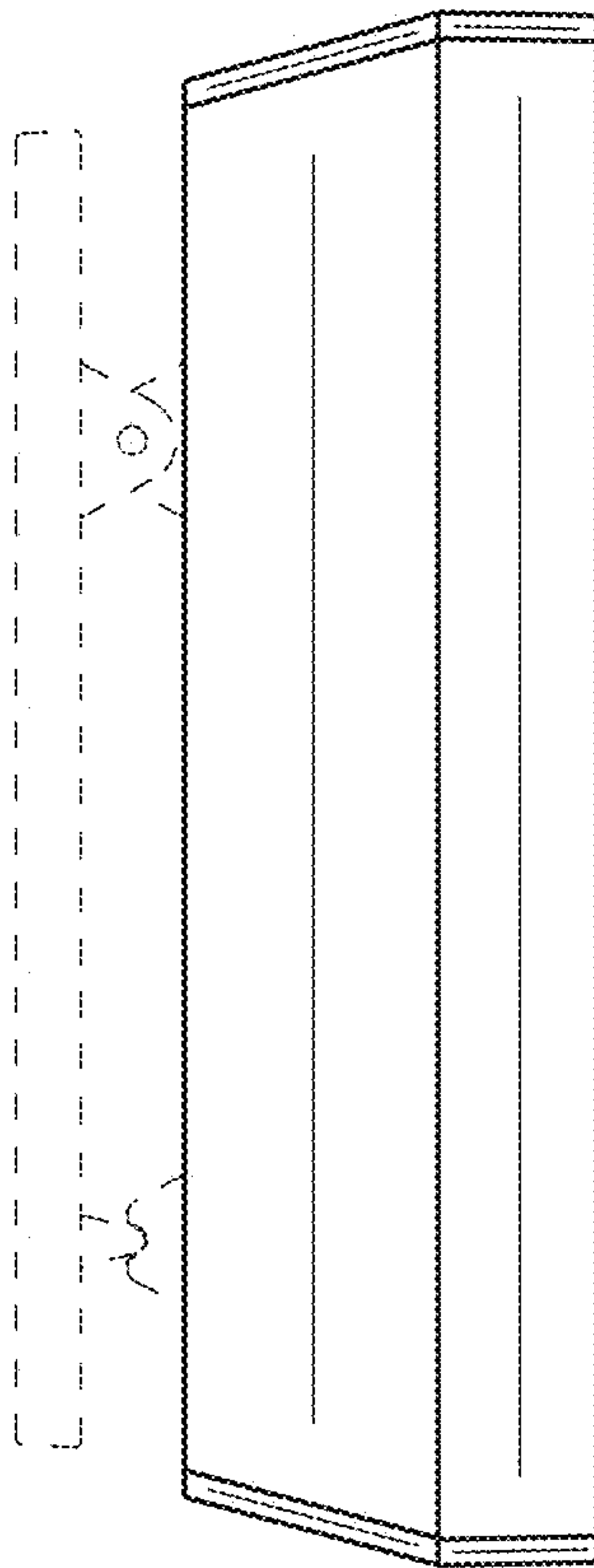


FIG. 5

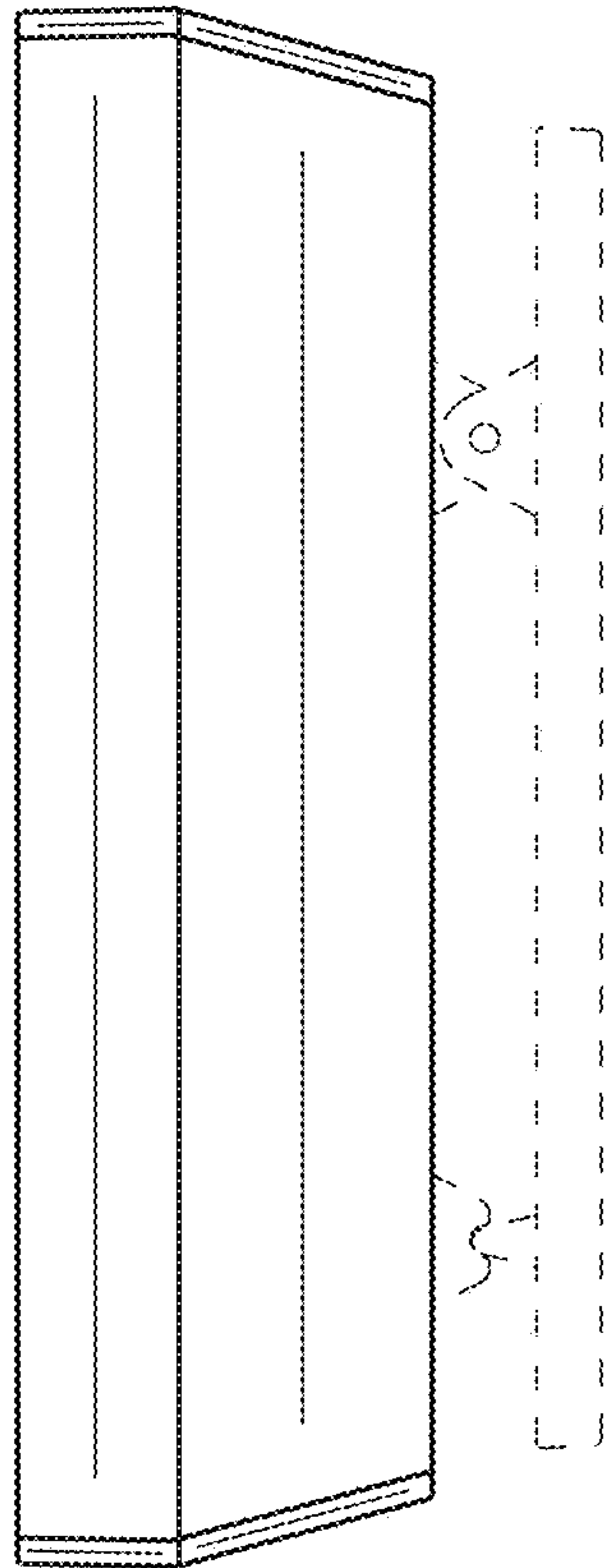


FIG. 6

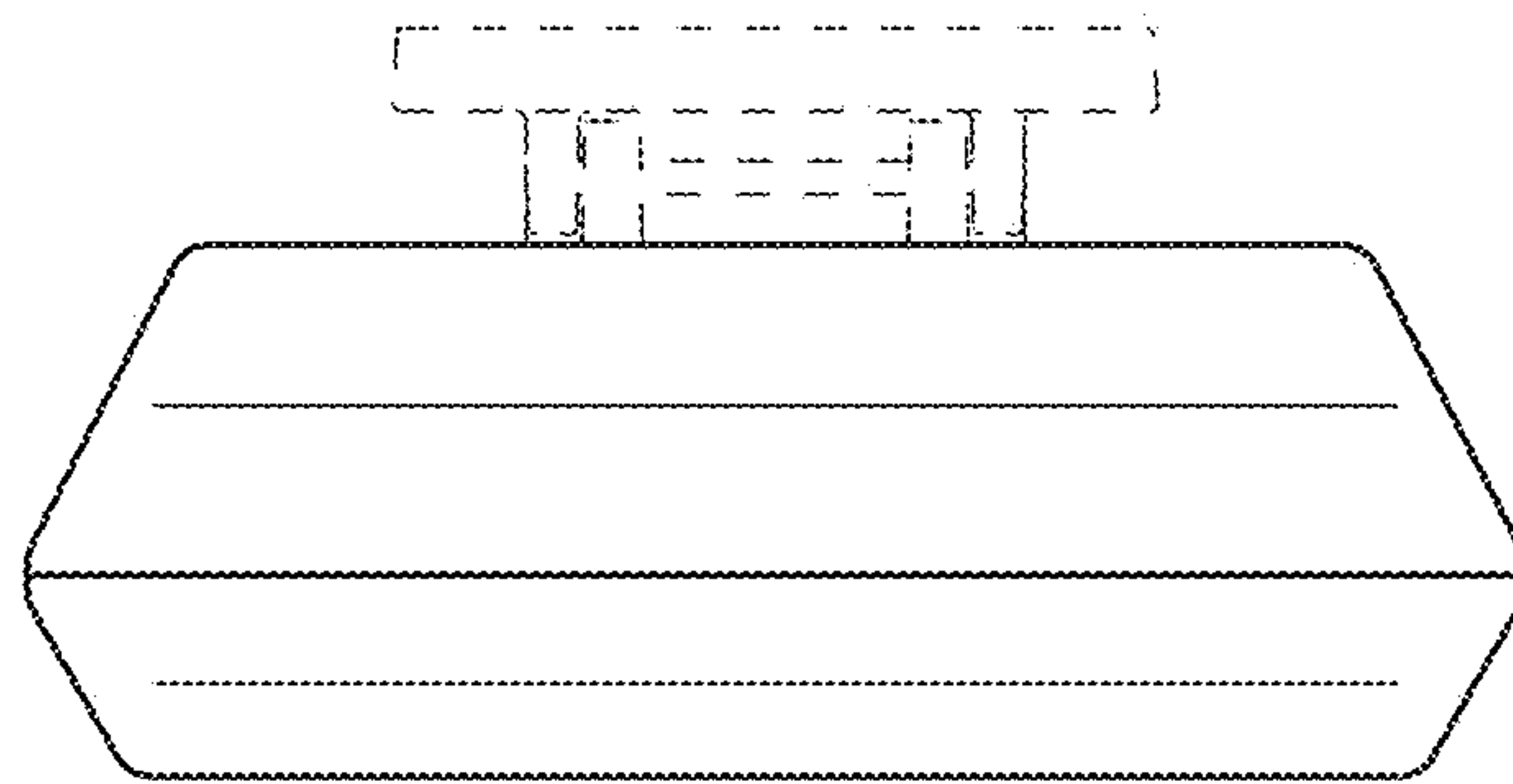


FIG. 7



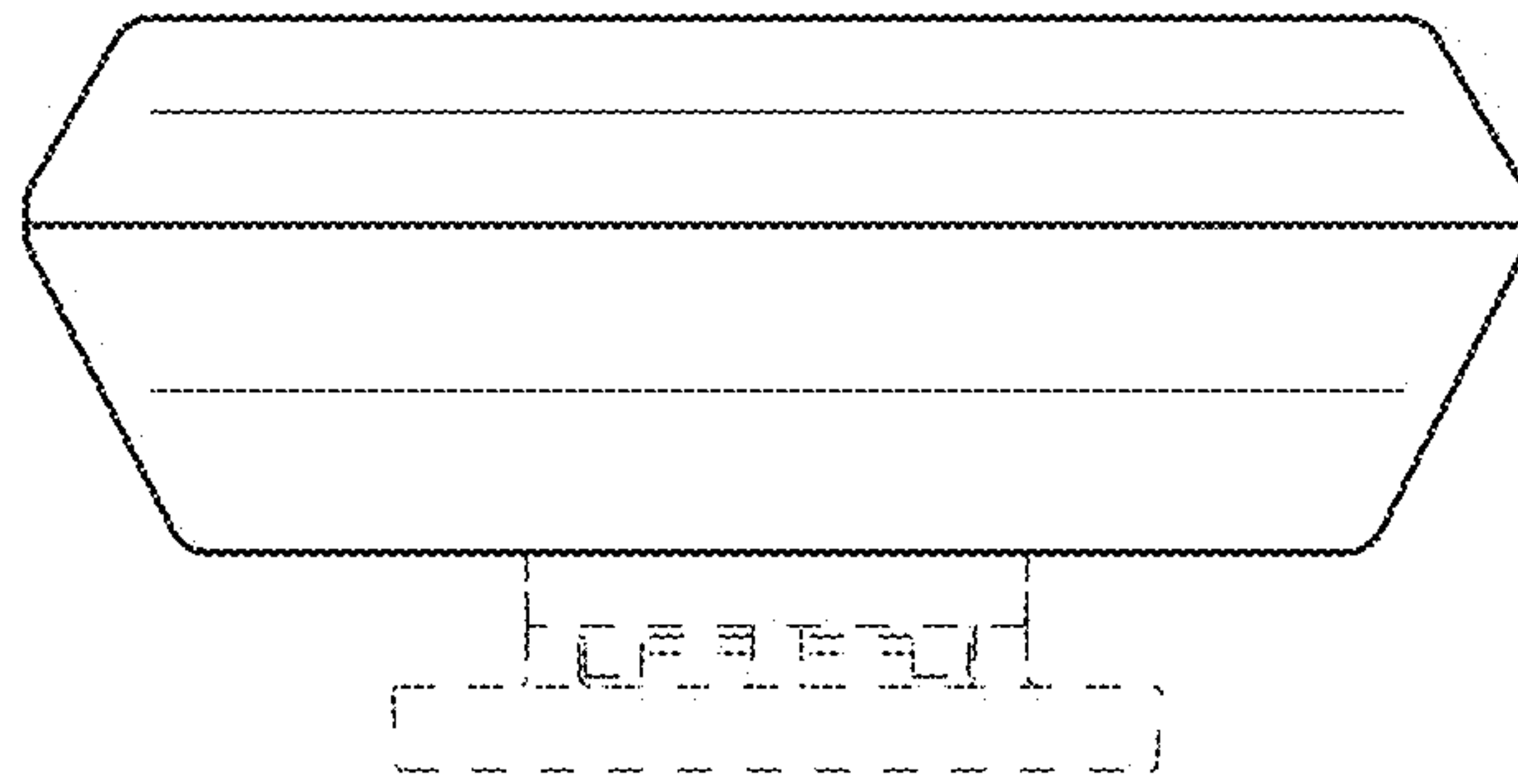


FIG. 8